



US010702600B1

(12) **United States Patent**
Ciaramella et al.

(10) **Patent No.:** **US 10,702,600 B1**
(45) **Date of Patent:** **Jul. 7, 2020**

(54) **BETACORONAVIRUS MRNA VACCINE**

(71) Applicant: **ModernaTX, Inc.**, Cambridge, MA (US)

(72) Inventors: **Giuseppe Ciaramella**, Sudbury, MA (US); **Sunny Himansu**, Winchester, MA (US)

(73) Assignee: **ModernaTX, Inc.**, Cambridge, MA (US)

(*) Notice: Subject to any disclaimer, the term of this patent is extended or adjusted under 35 U.S.C. 154(b) by 0 days.

(21) Appl. No.: **16/805,587**

(22) Filed: **Feb. 28, 2020**

Related U.S. Application Data

(63) Continuation of application No. 16/368,270, filed on Mar. 28, 2019, which is a continuation of application No. 16/040,981, filed on Jul. 20, 2018, now Pat. No. 10,272,150, which is a continuation of application No. 15/674,599, filed on Aug. 11, 2017, now Pat. No. 10,064,934, which is a continuation of application No. PCT/US2016/058327, filed on Oct. 21, 2016.

(60) Provisional application No. 62/247,362, filed on Oct. 28, 2015, provisional application No. 62/247,394, filed on Oct. 28, 2015, provisional application No. 62/247,483, filed on Oct. 28, 2015, provisional application No. 62/247,297, filed on Oct. 28, 2015, provisional application No. 62/244,802, filed on Oct. 22, 2015, provisional application No. 62/244,946, filed on Oct. 22, 2015, provisional application No. 62/244,813, filed on Oct. 22, 2015, provisional application No. 62/244,837, filed on Oct. 22, 2015, provisional application No. 62/245,031, filed on Oct. 22, 2015.

(51) **Int. Cl.**

A61P 11/00 (2006.01)
A61K 39/12 (2006.01)
A61K 39/215 (2006.01)
A61K 39/155 (2006.01)
C07K 16/10 (2006.01)
A61K 39/00 (2006.01)

(52) **U.S. Cl.**

CPC **A61K 39/155** (2013.01); **A61K 39/12** (2013.01); **A61K 39/215** (2013.01); **A61P 11/00** (2018.01); **C07K 16/10** (2013.01); **C07K 16/1027** (2013.01); **A61K 2039/53** (2013.01); **A61K 2039/55511** (2013.01); **A61K 2039/55555** (2013.01); **A61K 2039/6018** (2013.01); **A61K 2039/70** (2013.01); **C07K 2317/76** (2013.01); **C12N 2760/18034** (2013.01); **C12N 2760/18334** (2013.01); **C12N 2760/18434** (2013.01); **C12N 2760/18534** (2013.01); **C12N 2760/18634** (2013.01); **C12N 2770/20034** (2013.01); **Y02A 50/381** (2018.01); **Y02A 50/39** (2018.01)

(58) **Field of Classification Search**

None
See application file for complete search history.

(56) **References Cited**

U.S. PATENT DOCUMENTS

3,906,092 A 9/1975 Hilleman et al.
4,790,987 A 12/1988 Compans et al.
5,169,628 A 12/1992 Wathen
5,427,782 A 6/1995 Compans et al.
6,225,091 B1 5/2001 Klein et al.
6,500,419 B1 12/2002 Hone et al.
6,514,948 B1 2/2003 Raz et al.
7,001,890 B1 2/2006 Wagner et al.
7,208,161 B1 4/2007 Murphy et al.
7,449,324 B2 11/2008 Fouchier et al.
7,531,342 B2 5/2009 Fouchier et al.
7,671,186 B2 3/2010 Klein et al.
7,704,720 B2 4/2010 Tang et al.
8,217,016 B2 7/2012 Hoerr et al.
8,252,289 B2 8/2012 Eleouët et al.
8,710,200 B2 4/2014 Schrum et al.
8,722,341 B2 5/2014 Fouchier et al.
8,734,853 B2 5/2014 Sood et al.
8,754,062 B2 6/2014 De Fougerolles et al.
8,822,663 B2 9/2014 Schrum et al.
8,841,433 B2 9/2014 Fouchier et al.
8,889,146 B2 11/2014 Blais et al.
8,927,206 B2 1/2015 De Jong et al.
8,999,380 B2 4/2015 Bancel et al.
9,192,661 B2 11/2015 Jain et al.
9,221,891 B2 12/2015 Bancel et al.
9,283,287 B2 3/2016 Bancel et al.
9,303,079 B2 4/2016 Bancel et al.
9,376,726 B2 6/2016 Fouchier et al.
9,464,124 B2 10/2016 Bancel et al.
9,512,456 B2 12/2016 Wang et al.
9,567,653 B2 2/2017 Fouchier et al.
9,597,380 B2 3/2017 Chakraborty et al.

(Continued)

FOREIGN PATENT DOCUMENTS

CA 2473135 6/2003
EP 1026253 8/2000

(Continued)

OTHER PUBLICATIONS

U.S. Appl. No. 16/036,318, filed Jul. 16, 2018, Ciaramella et al.
(Continued)

Primary Examiner — Nicole Kinsey White
(74) *Attorney, Agent, or Firm* — Wolf, Greenfield & Sacks, P.C.

(57) **ABSTRACT**

The disclosure relates to respiratory virus ribonucleic acid (RNA) vaccines and combination vaccines, as well as methods of using the vaccines and compositions comprising the vaccines.

26 Claims, 24 Drawing Sheets

Specification includes a Sequence Listing.

(56)

References Cited

U.S. PATENT DOCUMENTS

9,623,095	B2	4/2017	Kallen et al.
9,669,089	B2	6/2017	Thess et al.
9,790,531	B2	10/2017	Wang et al.
9,868,691	B2	1/2018	Benenato et al.
9,872,900	B2	1/2018	Ciaramella et al.
9,937,196	B2	4/2018	Jain et al.
10,064,934	B2	9/2018	Ciaramella et al.
10,064,935	B2	9/2018	Ciaramella et al.
10,124,055	B2	11/2018	Ciaramella et al.
10,207,010	B2	2/2019	Besin et al.
10,273,269	B2	4/2019	Ciaramella et al.
10,449,244	B2	10/2019	Ciaramella et al.
10,465,190	B1	11/2019	Chen et al.
10,493,143	B2	12/2019	Ciaramella et al.
10,526,629	B2	1/2020	Rabideau et al.
2003/0092653	A1	5/2003	Kisich et al.
2003/0232061	A1	12/2003	Fouchier et al.
2004/0005545	A1	1/2004	Fouchier et al.
2004/0096451	A1	5/2004	Young et al.
2005/0032730	A1	2/2005	Von Der Mulbe et al.
2005/0059624	A1	3/2005	Hoerr et al.
2005/0250723	A1	11/2005	Hoerr et al.
2006/0002958	A1	1/2006	Naylor et al.
2006/0172003	A1	8/2006	Meers et al.
2006/0228367	A1	10/2006	Ulbrandt et al.
2007/0280929	A1	12/2007	Hoerr et al.
2008/0025944	A1	1/2008	Hoerr et al.
2008/0171711	A1	7/2008	Hoerr et al.
2009/0123529	A1	5/2009	Xiaomao
2009/0162395	A1	6/2009	Crowe et al.
2010/0203076	A1	8/2010	Fotin-Mleczeck et al.
2010/0239608	A1	9/2010	Von Der Mulbe et al.
2010/0272747	A1	10/2010	Chow et al.
2010/0291156	A1	11/2010	Barner et al.
2010/0305196	A1	12/2010	Probst et al.
2011/0135645	A1	6/2011	Williamson et al.
2011/0250225	A1	10/2011	Fotin-Mleczeck et al.
2011/0269950	A1	11/2011	Von Der Mulbe et al.
2012/0009221	A1	1/2012	Hoerr et al.
2012/0045471	A1	2/2012	Haller et al.
2012/0219573	A1	8/2012	Baumhof et al.
2013/0022538	A1	1/2013	Rossi
2013/0078281	A1	3/2013	He et al.
2013/0102034	A1	4/2013	Schrum et al.
2013/0121988	A1	5/2013	Hoerr et al.
2013/0142818	A1	6/2013	Baumhof et al.
2013/0183355	A1	7/2013	Jain et al.
2013/0195867	A1	8/2013	Hoerr et al.
2013/0195967	A1	8/2013	Guild et al.
2013/0195969	A1	8/2013	Geall et al.
2013/0202684	A1	8/2013	Geall et al.
2013/0243848	A1	9/2013	Lobovkina et al.
2013/0245103	A1	9/2013	de Fougerolles et al.
2013/0259923	A1	10/2013	Bancel et al.
2013/0266640	A1	10/2013	De Fougerolles et al.
2013/0295043	A1	11/2013	Kallen et al.
2013/0336998	A1	12/2013	Kallen et al.
2014/0024076	A1	1/2014	Tang et al.
2014/0037660	A1	2/2014	Folin-Mleczeck et al.
2014/0147432	A1	5/2014	Bancel et al.
2014/0148502	A1	5/2014	Bancel et al.
2014/0193482	A1	7/2014	Bancel et al.
2014/0206752	A1	7/2014	Afeyan et al.
2014/0271829	A1	9/2014	Lilja et al.
2014/0370497	A1	12/2014	Fouchier et al.
2014/0378538	A1	12/2014	Bancel et al.
2015/0051268	A1	2/2015	Bancel et al.
2015/0093413	A1	4/2015	Thess et al.
2015/0126589	A1	5/2015	Geiger et al.
2015/0141499	A1	5/2015	Bancel et al.
2015/0307542	A1	10/2015	Roy et al.
2015/0315541	A1	11/2015	Bancel et al.
2015/0335728	A1	11/2015	Wong et al.
2016/0024141	A1	1/2016	Issa et al.
2016/0032273	A1	2/2016	Shahrokh et al.
2016/0038612	A1	2/2016	Hoge et al.
2016/0039884	A1	2/2016	Li et al.
2016/0151474	A1	6/2016	Kallen et al.
2016/0271272	A1	9/2016	Bancel et al.
2016/0317647	A1	11/2016	Ciaramella et al.
2016/0331828	A1	11/2016	Ciaramella et al.
2017/0065675	A1	3/2017	Bancel et al.
2017/0130255	A1	5/2017	Wang et al.
2017/0202979	A1	7/2017	Chakraborty et al.
2017/0340724	A1	11/2017	Ciaramella et al.
2018/0000953	A1	1/2018	Almarsson et al.
2018/0002393	A1	1/2018	Bancel et al.
2018/0008694	A1	1/2018	Ciaramella et al.
2018/0028645	A1	2/2018	Ciaramella et al.
2018/0028664	A1	2/2018	Besin et al.
2018/0237849	A1	8/2018	Thompson
2018/0243225	A1	8/2018	Ciaramella et al.
2018/0243230	A1	8/2018	Smith
2018/0271970	A1	9/2018	Ciaramella et al.
2018/0273977	A1	9/2018	Mousavi et al.
2018/0274009	A1	9/2018	Marquardt et al.
2018/0280496	A1	10/2018	Ciaramella et al.
2018/0289792	A1	10/2018	Ciaramella et al.
2018/0303929	A1	10/2018	Ciaramella et al.
2018/0311336	A1	11/2018	Ciaramella et al.
2018/0318409	A1	11/2018	Valiante et al.
2018/0363019	A1	12/2018	Hoge
2019/0002890	A1	1/2019	Martini et al.
2019/0008938	A1	1/2019	Ciaramella et al.
2019/0099481	A1	4/2019	Ciaramella et al.
2019/0192646	A1	6/2019	Cohen et al.
2019/0192653	A1	6/2019	Hoge et al.
2019/0275170	A1	9/2019	Benenato et al.
2019/0314493	A1	10/2019	Ciaramella et al.
2019/0336595	A1	11/2019	Ciaramella et al.
2019/0351040	A1	11/2019	Valiante et al.
2020/0030432	A1	1/2020	Ciaramella et al.
2020/0032274	A1	1/2020	Mauger et al.
2020/0038499	A1	2/2020	Narayanan et al.
2020/0054737	A1	2/2020	Ciaramella et al.

FOREIGN PATENT DOCUMENTS

EP	1083232	2/2005
EP	1905844	A2 2/2008
EP	2548960	A1 1/2013
WO	WO 1987/005326	A1 9/1987
WO	WO 1990/11092	10/1990
WO	WO 1993/14778	8/1993
WO	WO 1995/24485	9/1995
WO	WO 1995/26204	10/1995
WO	WO 1995/33835	12/1995
WO	WO 1998/058956	12/1998
WO	WO 1999/33982	7/1999
WO	WO 2003/072720	A2 9/2003
WO	WO 2004/076645	A1 9/2004
WO	WO 2005/009346	2/2005
WO	WO 2006/056027	A1 6/2006
WO	WO 2006/071903	7/2006
WO	WO 2006/095259	9/2006
WO	WO 2007/038862	A1 4/2007
WO	WO 2007/095976	A2 8/2007
WO	WO 2008/052770	A2 5/2008
WO	WO 2009/030254	A1 3/2009
WO	WO 2009/030481	A1 3/2009
WO	WO 2009/095226	8/2009
WO	WO 2009/127230	A1 10/2009
WO	WO 2010/037408	A1 4/2010
WO	WO 2010/037539	A1 4/2010
WO	WO 2010/042877	A1 4/2010
WO	WO 2010/054406	A1 5/2010
WO	WO 2010/088927	A1 8/2010
WO	WO 2010/149743	A2 12/2010
WO	WO 2011/005799	A2 1/2011
WO	WO 2011/026641	A9 3/2011
WO	WO 2011/068810	A1 6/2011
WO	WO 2011/069529	A1 6/2011
WO	WO 2011/069586	A1 6/2011
WO	WO 2011/144358	A1 11/2011

(56)

References Cited

FOREIGN PATENT DOCUMENTS

WO WO 2012/019630 A1 2/2012
 WO WO 2012/019780 A1 2/2012
 WO WO 2012/116714 A1 9/2012
 WO WO 2012/116715 A1 9/2012
 WO WO 2012/116810 A1 9/2012
 WO WO 2012/116811 A1 9/2012
 WO WO 2013/055905 A1 4/2013
 WO WO 2013/090186 A1 6/2013
 WO WO 2013/102203 A1 7/2013
 WO WO 2013/120628 A1 8/2013
 WO WO 2013/120629 A1 8/2013
 WO WO 2013/185069 A1 12/2013
 WO WO 2014/089486 A1 6/2014
 WO WO 2014/152027 A1 9/2014
 WO WO 2014/152774 A1 9/2014
 WO WO 2014/152940 A1 9/2014
 WO WO 2014/160243 A1 10/2014
 WO WO 2015/024668 A2 2/2015
 WO WO 2015/101414 A2 7/2015
 WO WO 2015/101415 A1 7/2015
 WO WO 2015/130584 A2 9/2015
 WO WO 2016/103238 6/2016
 WO WO 2016/164762 A1 10/2016
 WO WO 2016/201377 A1 12/2016
 WO WO 2017/015457 A1 1/2017
 WO WO 2017/015463 A1 1/2017
 WO WO 2017/019935 A1 2/2017
 WO WO 2017/020026 A1 2/2017
 WO WO 2017/062513 A1 4/2017
 WO WO 2017/066789 A1 4/2017
 WO WO 2017/070601 A1 4/2017
 WO WO 2017/070616 A1 4/2017
 WO WO 2017/070618 A1 4/2017
 WO WO 2017/070620 A1 4/2017
 WO WO 2017/070622 A1 4/2017
 WO WO 2017/070623 A1 4/2017
 WO WO 2017/201340 A1 11/2017
 WO WO 2017/201342 A1 11/2017
 WO WO 2017/201347 A1 11/2017
 WO WO 2017/201349 A1 11/2017
 WO WO 2018/053209 A1 3/2018
 WO WO 2018/075980 A1 4/2018
 WO WO 2018/081459 A1 5/2018
 WO WO 2018/081462 A1 5/2018
 WO WO 2018/089851 A1 5/2018
 WO WO 2018/107088 A1 6/2018
 WO WO 2018/111967 A1 6/2018
 WO WO 2018/144082 A1 8/2018
 WO WO 2018/144778 A1 8/2018
 WO WO 2018/151816 A1 8/2018
 WO WO 2018/170245 A1 9/2018
 WO WO 2018/170256 A1 9/2018
 WO WO 2018/170260 A1 9/2018
 WO WO 2018/170270 A1 9/2018
 WO WO 2018/170347 A1 9/2018
 WO WO 2018/175783 A1 9/2018
 WO WO 2018/187590 A2 10/2018
 WO WO 2018/200737 A1 11/2018
 WO WO 2018/232355 A1 12/2018
 WO WO 2018/232357 A1 12/2018
 WO WO 2019/036670 A1 2/2019
 WO WO 2019/036682 A1 2/2019
 WO WO 2019/036683 A1 2/2019
 WO WO 2019/036685 A1 2/2019
 WO WO 2019/103993 A1 5/2019
 WO WO 2019/148101 A1 8/2019
 WO WO 2020/006242 A1 1/2020

OTHER PUBLICATIONS

U.S. Appl. No. 16/048,154, filed Jul. 27, 2018, Ciaramella et al.
 U.S. Appl. No. 16/144,394, filed Sep. 27, 2018, Ciaramella et al.
 U.S. Appl. No. 90/014,395, filed Oct. 24, 2019, Ciaramella et al.
 U.S. Appl. No. 15/748,773, filed Jan. 30, 2018, Ciaramella et al.

U.S. Appl. No. 15/753,293, filed Feb. 17, 2018, Smith.
 U.S. Appl. No. 15/753,297, filed Feb. 17, 2018, Thompson.
 U.S. Appl. No. 15/748,782, filed Jan. 30, 2018, Mousavi et al.
 U.S. Appl. No. 15/767,587, filed Apr. 11, 2018, Ciaramella.
 U.S. Appl. No. 16/450,882, filed Jun. 24, 2019, Ciaramella.
 U.S. Appl. No. 15/767,600, filed Apr. 11, 2018, Ciaramella et al.
 U.S. Appl. No. 15/769,710, filed Apr. 19, 2018, Ciaramella et al.
 U.S. Appl. No. 15/767,609, filed Apr. 11, 2018, Ciaramella et al.
 U.S. Appl. No. 15/767,613, filed Apr. 11, 2018, Ciaramella et al.
 U.S. Appl. No. 15/767,618, filed Apr. 11, 2018, Ciaramella et al.
 U.S. Appl. No. 16/136,503, filed Sep. 20, 2018, Ciaramella et al.
 U.S. Appl. No. 15/746,286, filed Jan. 19, 2018, Ciaramella et al.
 U.S. Appl. No. 16/009,880, filed Jun. 15, 2018, Ciaramella et al.
 U.S. Appl. No. 15/981,762, filed May 16, 2018, Bancel et al.
 U.S. Appl. No. 16/582,621, filed Sep. 25, 2019, Chen et al.
 U.S. Appl. No. 16/599,661, filed Oct. 11, 2019, Besin et al.
 U.S. Appl. No. 16/001,786, filed Jun. 6, 2018, Hoge et al.
 U.S. Appl. No. 16/333,330, filed Mar. 14, 2019, Hoge et al.
 U.S. Appl. No. 16/389,545, filed Apr. 19, 2019, Ciaramella et al.
 U.S. Appl. No. 16/368,270, filed Mar. 28, 2019, Ciaramella et al.
 U.S. Appl. No. 16/468,838, filed Jun. 12, 2019, Miracco.
 U.S. Appl. No. 16/001,765, filed Jun. 6, 2018, Marquardt et al.
 U.S. Appl. No. 16/348,943, filed May 10, 2019, Ciaramella.
 U.S. Appl. No. 16/467,142, filed Jun. 6, 2019, Ciaramella et al.
 U.S. Appl. No. 16/603,111, filed Oct. 4, 2019, Brito et al.
 U.S. Appl. No. 16/482,844, filed Aug. 1, 2019, Valiante et al.
 U.S. Appl. No. 16/496,135, filed Sep. 20, 2019, Narayanan et al.
 U.S. Appl. No. 16/483,012, filed Aug. 1, 2019, Mauger et al.
 U.S. Appl. No. 16/657,122, filed Oct. 18, 2019, Rabideau et al.
 U.S. Appl. No. 16/362,366, filed Mar. 22, 2019, Ciaramella.
 U.S. Appl. No. 16/493,986, filed Sep. 13, 2019, Ciaramella et al.
 U.S. Appl. No. 16/494,130, filed Sep. 13, 2019, Ciaramella et al.
 U.S. Appl. No. 16/494,103, filed Sep. 13, 2019, Ciaramella et al.
 U.S. Appl. No. 16/494,162, filed Sep. 13, 2019, Ciaramella.
 U.S. Appl. No. 16/494,988, filed Sep. 17, 2019, Ciaramella et al.
 U.S. Appl. No. 16/639,265, filed Feb. 14, 2020, Issa et al.
 U.S. Appl. No. 16/639,305, filed Feb. 14, 2020, Issa et al.
 U.S. Appl. No. 16/302,607, filed Nov. 16, 2018, Benenato et al.
 U.S. Appl. No. 16/623,069, filed Dec. 16, 2019, Hoge et al.
 U.S. Appl. No. 16/639,403, filed Feb. 14, 2002, Hoge et al.
 U.S. Appl. No. 16/131,793, filed Sep. 14, 2018, Ciaramella et al.
 U.S. Appl. No. 16/608,451, filed Oct. 25, 2019, Ciaramella et al.
 U.S. Appl. No. 16/788,182, filed Feb. 11, 2020, Panther et al.
 U.S. Appl. No. 16/794,318, filed Feb. 19, 2020, Mauger et al.
 PCT/U82016/058327, Jun. 29, 2017, International Search Report and Written Opinion.
 [No Author Listed], "Messenger RNA", Internet: Wikipedia. Jun. 19, 2013, XP002699196, Retrieved from the Internet: URL: http://en.wikipedia.org/wiki/Messenger_RNA.
 Archer, S.J., Induction of a T-cell specific antigen on bone marrow lymphocytes with thymus RNA. *Immunology*. Jan. 1978;34(1):123-9.
 Ashley, D.M. et al., Bone marrow-generated dendritic cells pulsed with tumor extracts or tumor RNA induce antitumor immunity against central nervous system tumors. *J Exp Med*. Oct. 6, 1997; 186(7): 1177-82.
 Bettinger, T. et al., Peptide-mediated RNA delivery: a novel approach for enhanced transfection of primary and post-mitotic cells. *Nucleic Acids Res*. Sep. 15, 2001;29(18):3882-91.
 Bogers et al., Potent immune responses in rhesus macaques induced by nonviral delivery of a self-amplifying RNA vaccine expressing HIV type 1 envelope with a cationic nanoemulsion. *J Infect Dis*. Mar. 15, 2015;211(6):947-55. doi: 10.1093/infdis/jiu522. Epub Sep. 18, 2014.
 Bonehill, A., et al., Single-step antigen loading and activation of dendritic cells by mRNA electroporation for the purpose of therapeutic vaccination in melanoma patients. *Clin Cancer Res*. May 2009; 15(10): 3366-3375.
 Bose, S. et al., Role of nucleolin in human parainfluenza virus type 3 infection of human lung epithelial cells. *J Viral*. Aug. 2004;78(15):8146-58.
 Conry, R.M. et al., Characterization of a messenger RNA polynucleotide vaccine vector. *Cancer Res*. Apr. 1, 1995;55 (7):1397-1400.

(56)

References Cited

OTHER PUBLICATIONS

- Dahlman, James E. et al., In vivo endothelial siRNA delivery using polymeric nanoparticles with low molecular weight, *Nature Nanotechnology*, 2014, No. vol. #, pp. 1-8.
- Diken et al., Current Developments in Actively Personalized Cancer Vaccination with a Focus on RNA as the Drug Format. *Prog Tumor Res.* 2015;42:44-54. doi: 10.1159/000437184. Epub Sep. 4, 2015. Review.
- Fleeton et al., Self-replicative RNA vaccines elicit protection against influenza A virus, respiratory syncytial virus, and a tickborne encephalitis virus. *J Infect Dis.* May 1, 2001;183(9):1395-8. Epub Mar. 30, 2001.
- Geall et al., Nonviral delivery of self-amplifying RNA vaccines. *Proc Natl Acad Sci U S A.* Sep. 4, 2012;109(36):14604-9. doi:10.1073/pnas.1209367109. Epub Aug. 20, 2012.
- GenBank Accession No. AHX22069. First seen on NCBI on May 14, 2014.
- Gilboa, E. et al., Cancer immunotherapy with mRNA-transfected dendritic cells. *Immunol Rev.* Jun. 2004;199:251-63.
- Greer et al., Long-term protection in hamsters against human parainfluenza virus type 3 following mucosal or combinations of mucosal and systemic immunizations with chimeric alphavirus-based replicon particles. *Scand J Immunol.* Dec. 2007;66(6):645-53. Epub Oct. 17, 2007.
- Hecker, J.G. et al., Non-Viral DNA and mRNA Gene Delivery to the CNS Pre-Operatively for Neuroprotection and Following Neurotrauma. *Molecular Therapy.* 2004; 9, S258-S258.
- Heiser, A. et al., Induction of polyclonal prostate cancer-specific CTL using dendritic cells transfected with amplified tumor RNA. *J Immunol.* Mar. 1, 2001; 166(5):2953-60.
- Heyes et al., Cationic lipid saturation influences intracellular delivery of encapsulated nucleic acids. *J Control Release.* Oct. 3, 2005;107(2):276-87.
- Hoerr, I. et al., in vivo application of RNA leads to induction of specific cytotoxic T lymphocytes and antibodies. *Eur J Immunol.* Jan. 2000;30(1):1-7.
- Hoerr, I. et al., Stabilized Messenger RNA (RNActive™) as a Tool for Innovative Gene Delivery. *Tissue Engineering.* Apr. 2007; 13(4): 865-925.
- Hoerr, More than a messenger: A new class of drugs-mRNA-based therapeutics. *Genetic Engineering & Biotechnology News.* Jun. 18, 2013. <http://www.genengnews.com/gen-articles/more-than-a-messenger-a-new-class-of-drugs-mrna-based-therapeutics/4916/> [last accessed Mar. 25, 2016].
- Holtkamp, S. et al., Modification of antigen-encoding RNA increases stability, translational efficacy, and T-cell stimulatory capacity of dendritic cells. *Blood.* Dec. 15, 2006;108(13):4009-17.
- Jirikowski, G.F., et al., Reversal of diabetes insipidus in Brattleboro Rats: Intrahypothalamic injection of vasopressin mRNA. *Science.* Feb. 1992; 255(5047): 996-998.
- Kallen et al., A development that may evolve into a revolution in medicine: mRNA as the basis for novel, nucleotide-based vaccines and drugs. *Ther Adv Vaccines.* Jan. 2014;2(1):10-31. doi: 10.1177/2051013613508729.
- Kallen et al., A novel, disruptive vaccination technology: self-adjuvanted RNActive® vaccines. *Hum Vaccin Immunother.* Oct. 2013;9(10):2263-76. doi: 10.4161/hv.25181. Epub Jun. 4, 2013. Review.
- Kalra et al., Virosomes: As a Drug Delivery Carrier. *American Journal of Advanced Drug Delivery.* 2013;1:29-35.
- Kanopathipillai, et al., Nanoparticle targeting of anti-cancer drugs that alter intracellular signaling or influence the tumor microenvironment. *Adv. Drug Deliv. Rev.* (2014), , pp. 1-12.
- Kariko, K., et al., Generating the optimal mRNA for therapy: HPLC purification eliminates immune activation and improves translation of nucleoside-modified, protein-encoding mRNA, *Nucleic Acids Research*, Oxford University Press, GB, vol. 39, No. 21, Sep. 2, 2011 (Sep. 2, 2011), e142. doi: 10.1093/nar/gkr695. Epub Sep. 2, 2011.
- Kauffman et al., Optimization of Lipid Nanoparticle Formulations for mRNA Delivery in Vivo with Fractional Factorial and Definitive Screening Designs. *Nano Lett.* Nov. 11, 2015;15(11):7300-6. doi: 10.1021/acs.nanolett.5b02497. Epub Oct. 20, 2015.
- Kisich et al., Antimycobacterial agent based on mRNA encoding human beta-defensin 2 enables primary macrophages to restrict growth of *Mycobacterium tuberculosis*. *Infect Immun.* Apr. 2001;69(4):2692-9.
- Kozielski et al., Bioreducible cationic polymer-based nanoparticles for efficient and environmentally triggered cytoplasmic siRNA delivery to primary human brain cancer cells. *ACS Nano.* Apr. 22, 2014;8(4):3232-41. doi: 10.1021/nn500704t. Epub Apr. 3, 2014.
- Kreiter, S., et al., Intranodal vaccination with naked antigen-encoding RNA elicits potent prophylactic and therapeutic antitumoral immunity. *Cancer Res.* 2010; 70: 9031-9040.
- Kreiter, S., et al., Tumor vaccination using messenger RNA: prospects of a future therapy. *Curr Opin in Immun.* Jun. 2011; 23(3): 399-406.
- Kuhn, A.N., et al., mRNA as a versatile tool for exogenous protein expression. *Current Gene Therapy.* Oct. 2012; 12 (5): 347-361.
- Leitner, W.W. et al., DNA and RNA-based vaccines: principles, progress and prospects. *Vaccine.* Dec. 10, 1999;18 (9-10):765-77.
- Li, L. et al., Overcoming obstacles to develop effective and safe siRNA therapeutics. *Expert Opin Biol Ther.* May 2009; 9(5): 609-19.
- Lorenzi, J.C., et al., Intranasal vaccination with messenger RNA as a new approach in gene therapy: Use against tuberculosis. *BMC Biotechnol.* Oct. 2010; 10(77): 1-11.
- Mockey et al., mRNA-based cancer vaccine: prevention of B16 melanoma progression and metastasis by systemic injection of MART1 mRNA histidylated lipopolyplexes, *Cancer Gene Therapy*, 2007, 14, pp. 802-814.
- Magini et al., Self-Amplifying mRNA Vaccines Expressing Multiple Conserved Influenza Antigens Confer Protection against Homologous and Heterosubtypic Viral Challenge. *PLoS One.* Aug. 15, 2016;11(8):e0161193. doi: 10.1371/journal.pone.0161193. eCollection 2016.
- Martinson, F. et al., Induction of virus-specific cytotoxic T lymphocytes in vivo by liposome-entrapped mRNA. *Eur J Immunol.* Jul. 1993;23(7):1719-22.
- Midoux et al., Lipid-based mRNA vaccine delivery systems. *Expert Rev Vaccines.* Feb. 2015;14(2):221-34. doi: 10.1586/14760584.2015.986104. Epub Dec. 26, 2014. Review.
- Mitchell, DA et al., RNA transfected dendritic cells as cancer vaccines. *Curr Opin Mal Ther.* Apr. 2000;2(2):176-81.
- Mitchell, DA et al., RNA-transfected dendritic cells in cancer immunotherapy. *J Clin Invest.* Nov. 2000;106 (9):1065-9.
- Muller, M.R. et al., Transfection of dendritic cells with RNA induces CD4- and COB-mediated T cell immunity against breast carcinomas and reveals the immunodominance of presented T cell epitopes. *J Immunol.* Jun. 15, 2003;170(12):5892-6.
- Narayanan et al., Interplay between viruses and host mRNA degradation. *Biochim Biophys Acta.* Jun.-Jul. 2013; 1829(6-7):732-41. doi: 10.1016/j.bbagr.2012.12.003. Epub Dec. 26, 2012.
- Petsch et al., Protective efficacy of in vitro synthesized, specific mRNA vaccines against influenza A virus infection. *Nat Biotechnol.* Dec. 2012;30(12):1210-6. doi: 10.1038/nbt.2436. Epub Nov. 25, 2012.
- Phua et al., Messenger RNA (mRNA) nanoparticle tumour vaccination. *Nanoscale.* Jul. 21, 2014;6(14):7715-29. doi: 10.1039/c4nr01346h. Review.
- Pulford, B., et al., Liposome-siRNA-peptide complexes cross the blood-brain barrier and significantly decrease PrP^C on neuronal cells and PrP^{RES} in infected cell cultures. *PLoS One.* 2010; 5(6): e11085.
- Rabinovich, P.M., et al., Synthetic messenger RNA as a tool for gene therapy. *Hum. Gene Ther.* Oct. 2006; 17: 1027-1035.
- Rittig et al., Intradermal vaccinations with RNA coding for TAA generate CD8+ and CD4+ immune responses and induce clinical benefit in vaccinated patients. *Mol Ther.* May 2011;19(5):990-9. doi: 10.1038/mt.2010.289. Epub Dec. 28, 2010.

(56)

References Cited

OTHER PUBLICATIONS

Sahin et al., mRNA-based therapeutics—developing a new class of drugs. *Nat Rev Drug Discov.* Oct. 2014;13(10):759-80. doi: 10.1038/nrd4278. Epub Sep. 19, 2014.

Schmitt, W.E. et al., In vitro induction of a bladder cancer-specific T-cell response by mRNA-transfected dendritic cells. *J Cancer Res Clin Oncol.* 2001 ;127(3):203-6.

Schott, J.W., et al., Viral and non-viral approaches for transient delivery of mRNA and proteins. *Current Gene Ther.* 2011; 11 (5): 382-398.

Segura, J., et al., Monitoring gene therapy by external imaging of mRNA: Pilot study on murine erythropoietin. *Ther Drug Monit.* Oct. 2007; 29(5): 612-8.

Smits, E., et al., RNA-based gene transfer for adult stem cells and T cells. *Leukemia.* 2004; 18: 1898-1902.

Sohn, R.L., et al., In-vivo particle mediated delivery of mRNA to mammalian tissues: ballistic and biological effects. *Wound Rep and Regen.* Jul.-Aug. 2001; 287-296.

Strong, V.T. et al., Incorporation of beta-globin untranslated regions into a Sindbis virus vector for augmentation of heterologous mRNA expression. *Gene Ther.* Jun. 1997;4(6):624-7.

Sullenger, BA et al., Emerging clinical applications of RNA. *Nature.* Jul. 11, 2002;418(6894):252-8.

Tavernier, G., et al., mRNA as gene therapeutic: How to control protein expression. *J. of Controlled Release.* Mar. 2011; 150(3): 238-247.

Teufel, R. et al., Human peripheral blood mononuclear cells transfected with messenger RNA stimulate antigen-specific cytotoxic T-lymphocytes in vitro. *Cell Mol Life Sci.* Aug. 2005;62(15):1755-62.

Thess et al., Sequence-engineered mRNA Without Chemical Nucleoside Modifications Enables an Effective Protein Therapy in Large Animals. *Mol Ther.* Sep. 2015;23(9):1456-64. doi: 10.1038/mt.2015.103. Epub Jun. 8, 2015.

Wang et al., Systemic delivery of modified mRNA encoding herpes simplex virus 1 thymidine kinase for targeted cancer gene therapy. *Mol Ther.* Feb. 2013;21(2):358-67. doi: 10.1038/mt.2012.250. Epub Dec. 11, 2012.

Wong et al., An mRNA vaccine for influenza. *Nat Biotechnol.* Dec. 2012;30(12):1202-4. doi: 10.1038/nbt.2439.

Yamamoto et al., Current prospects for mRNA gene delivery, *European Journal of Pharmaceutics and Biopharmaceutics* 71 (2009) 484-489.

Zhou, W.Z. et al., RNA melanoma vaccine: induction of antitumor immunity by human glycoprotein 100 mRNA immunization. *Hum Gene Ther.* Nov. 1, 1999;10(16):2719-24.

Fig. 1

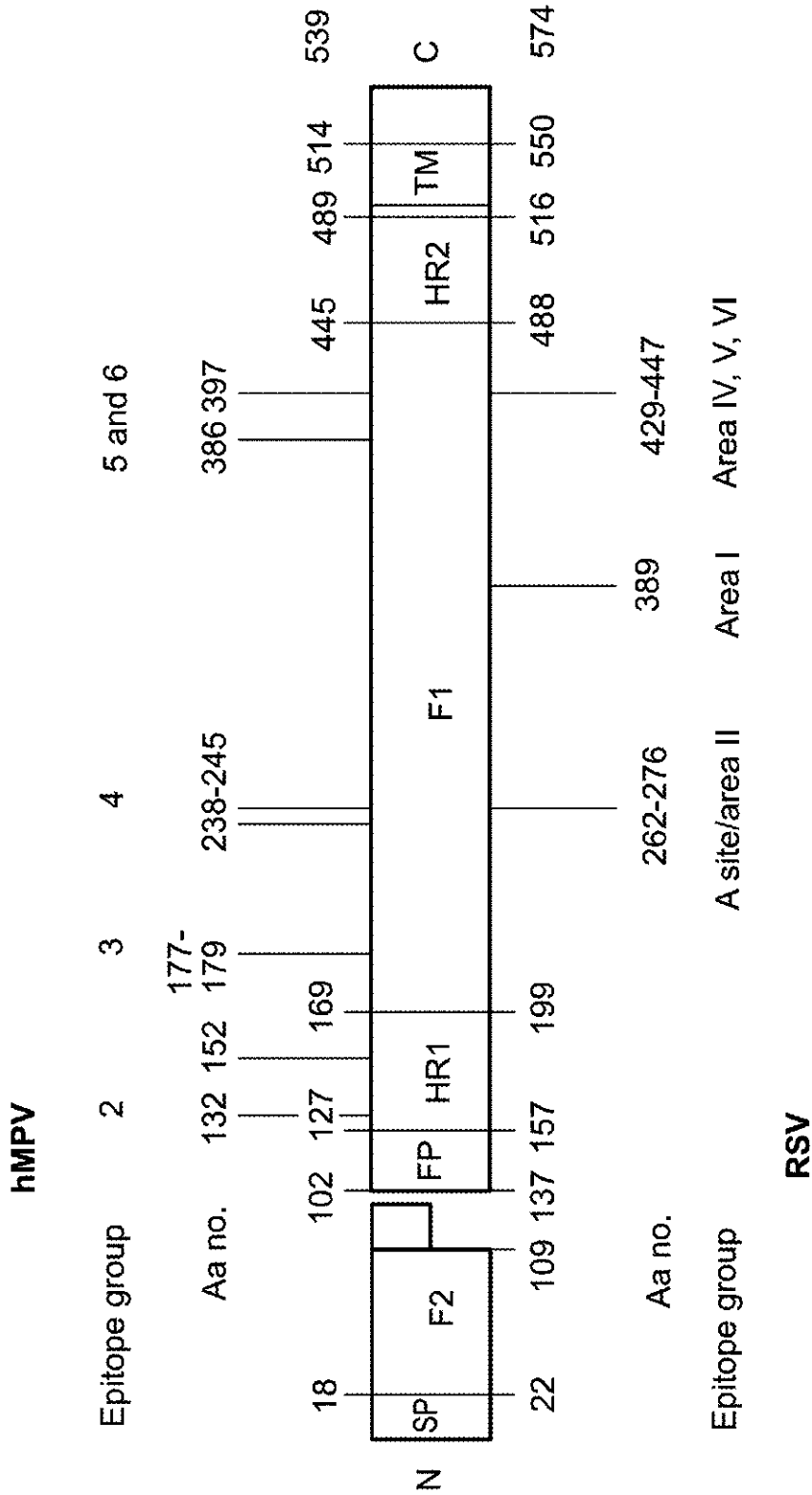


Fig. 2A

Day 0 serum titration

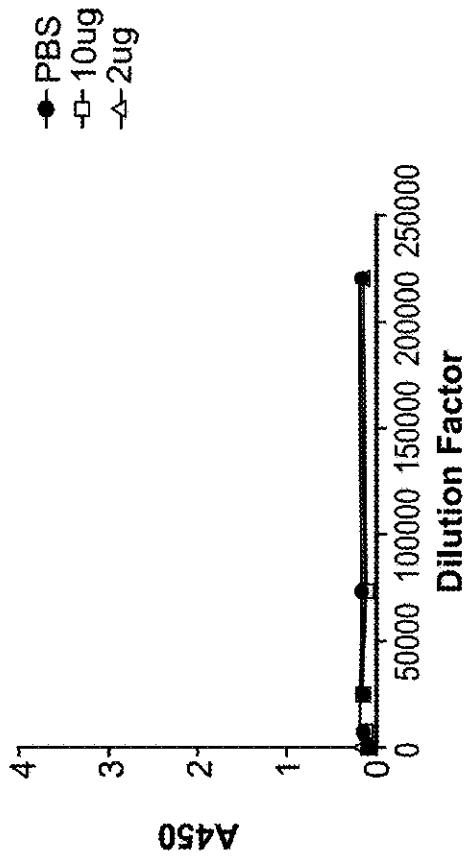


Fig. 2B

Day 14 serum titration

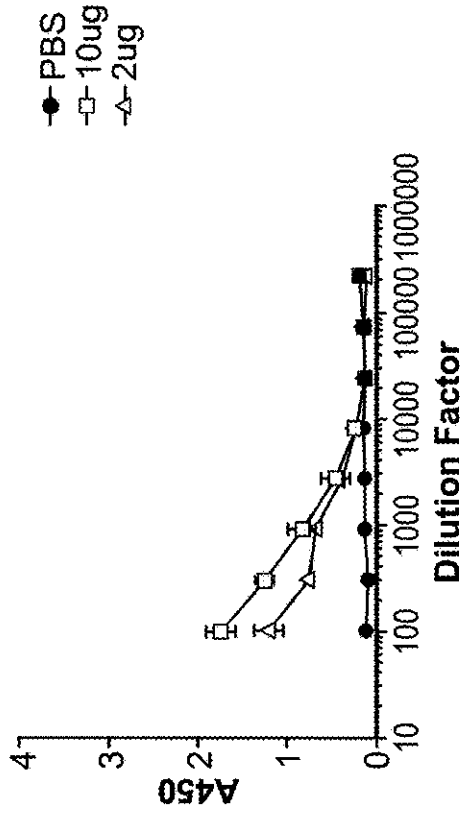


Fig. 2C Day 35 serum titration

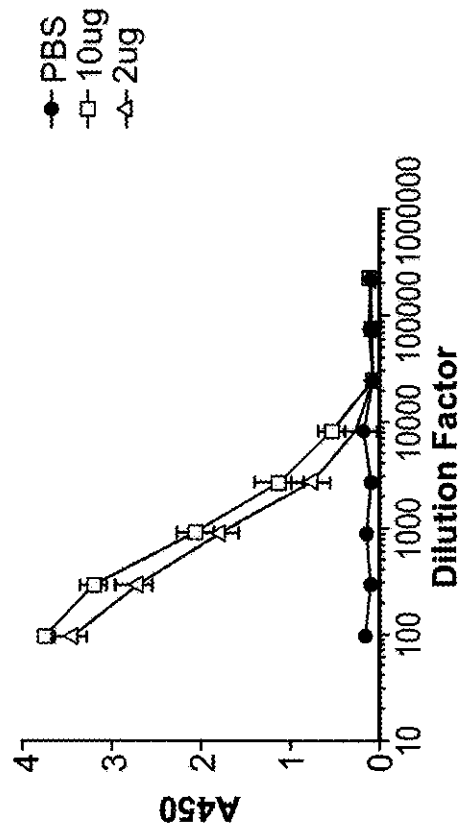


Fig. 3A

Mouse IgG2a - hMPV F specific



Fig. 3B

Mouse IgG1 - hMPV F specific

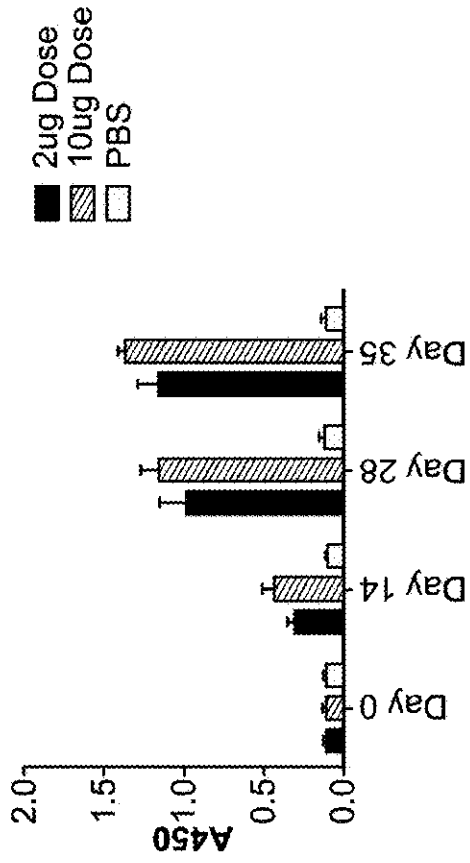


Fig. 3C

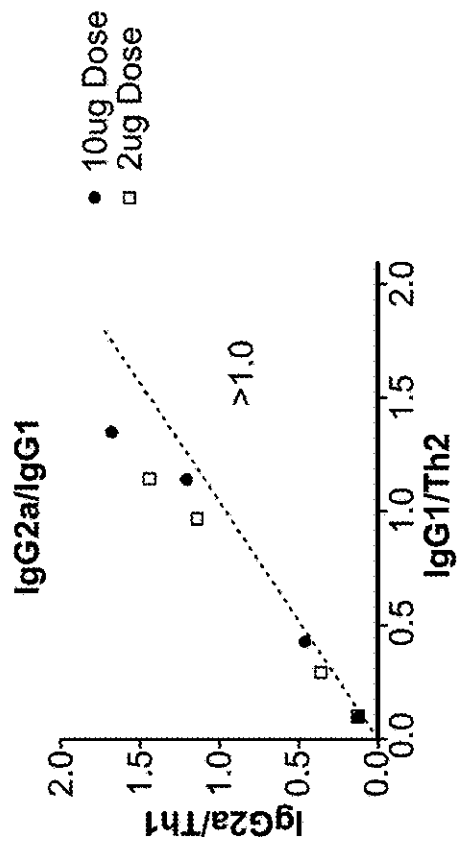
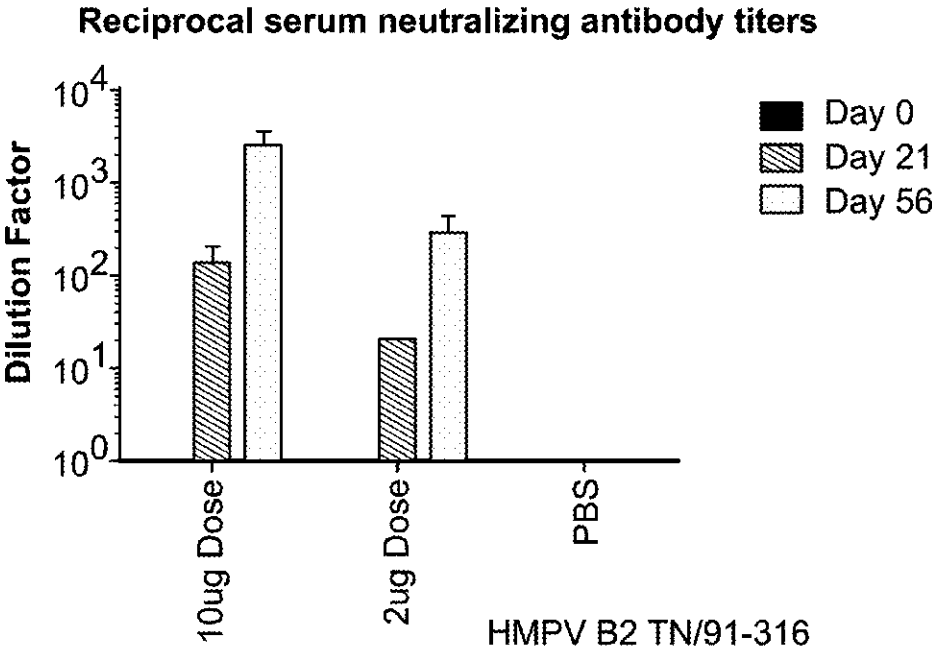
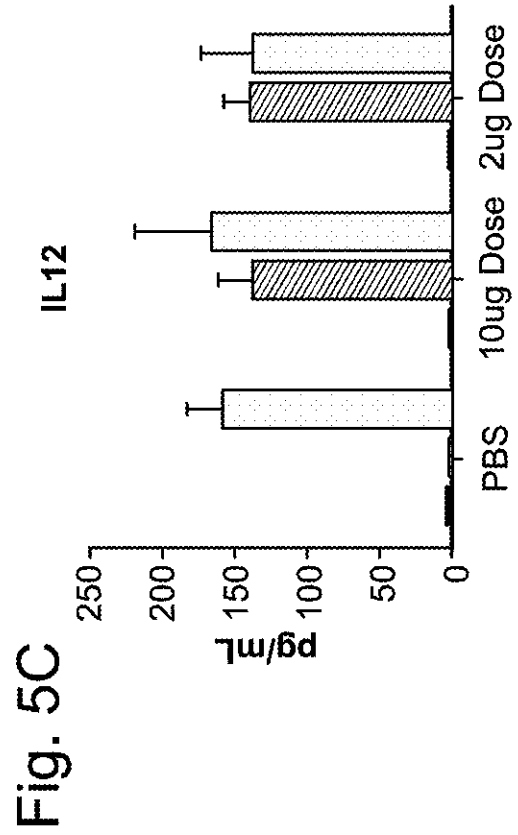
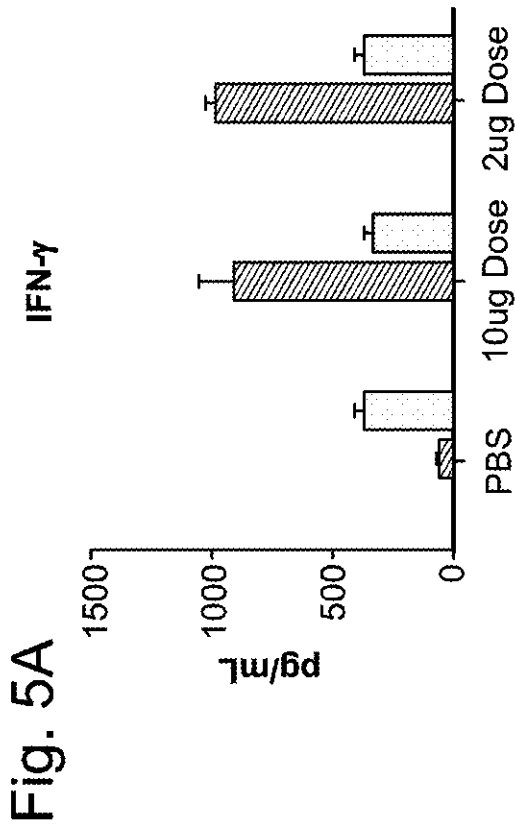
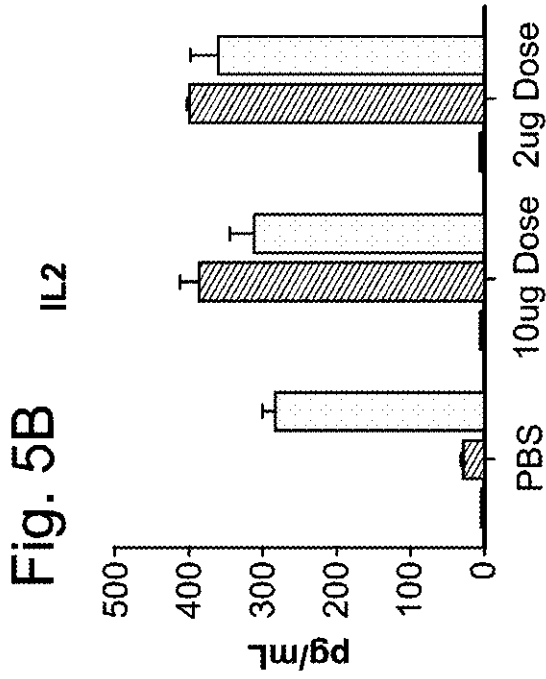
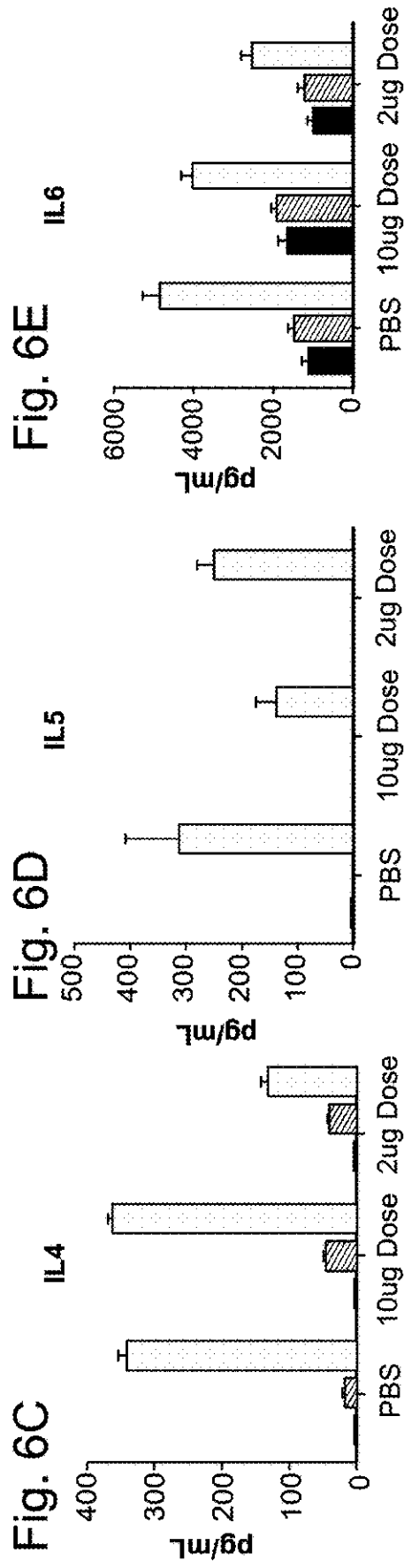
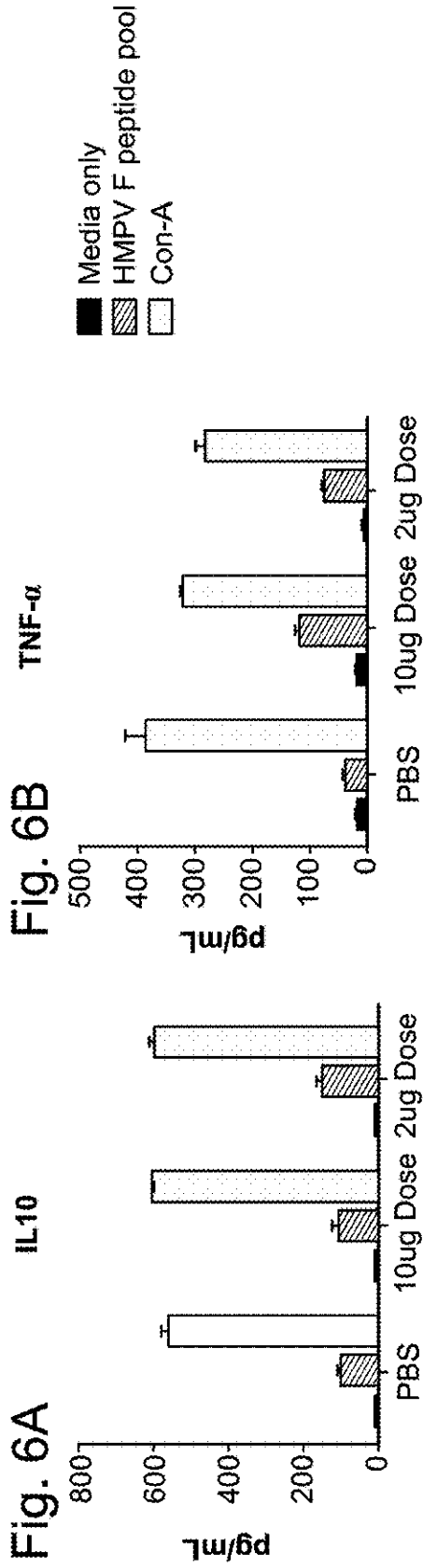
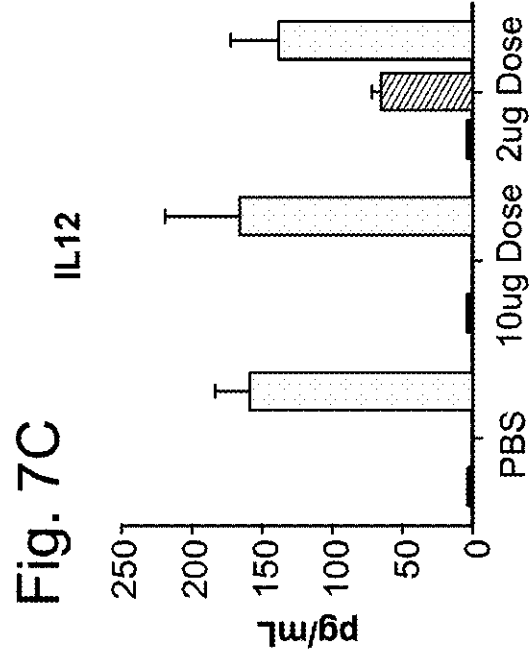
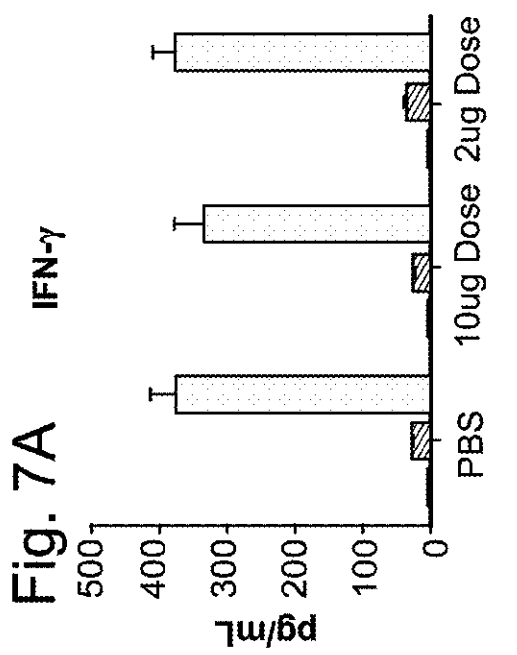
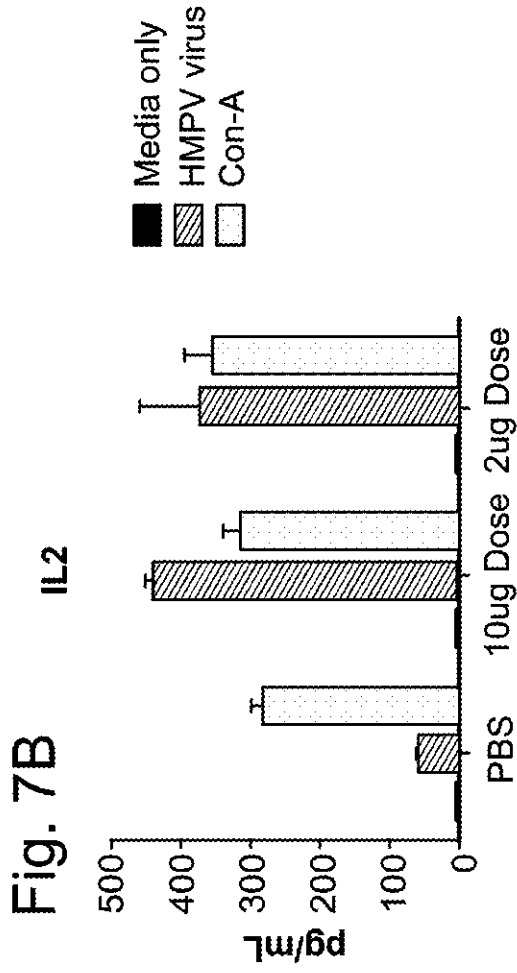


Fig. 4









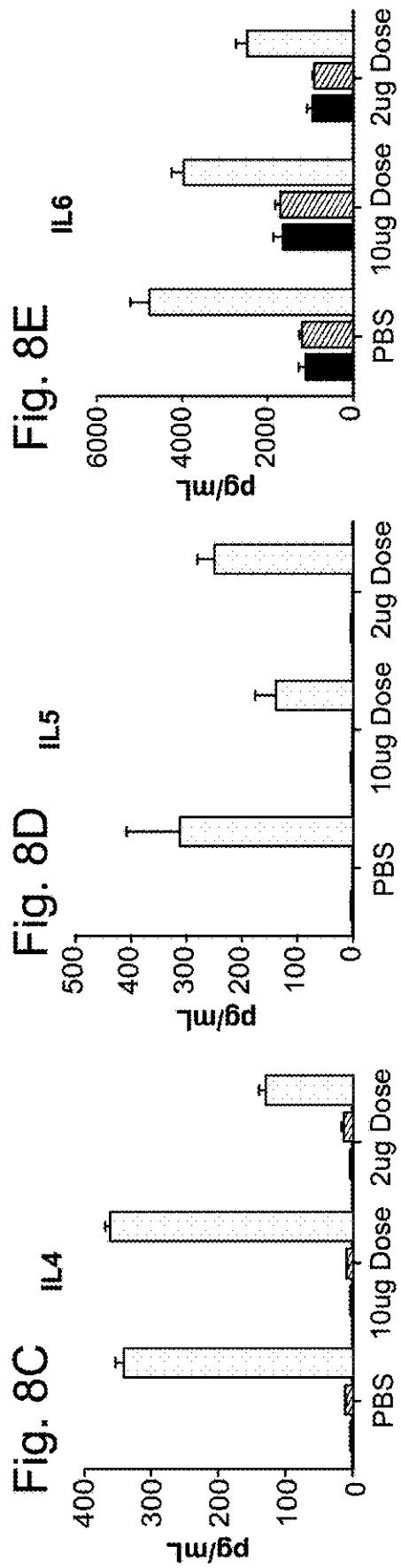
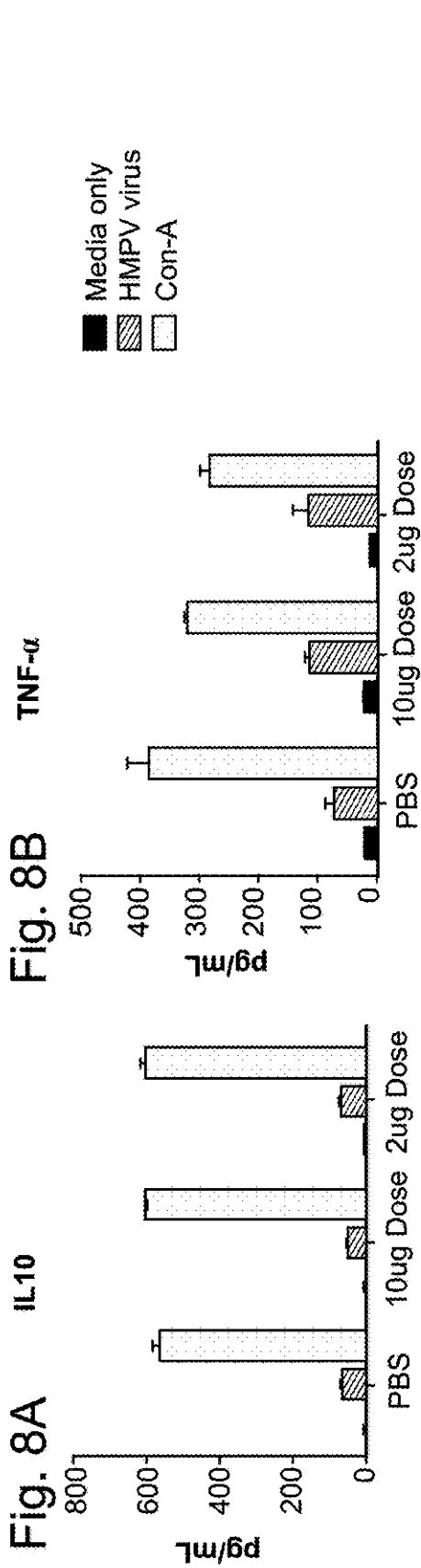


Fig. 9A

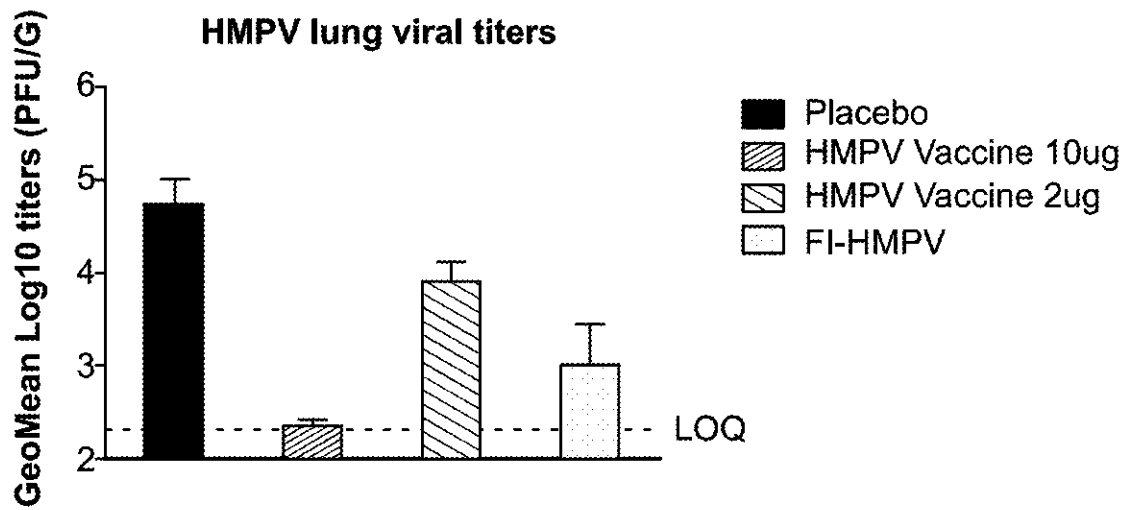


Fig. 9B

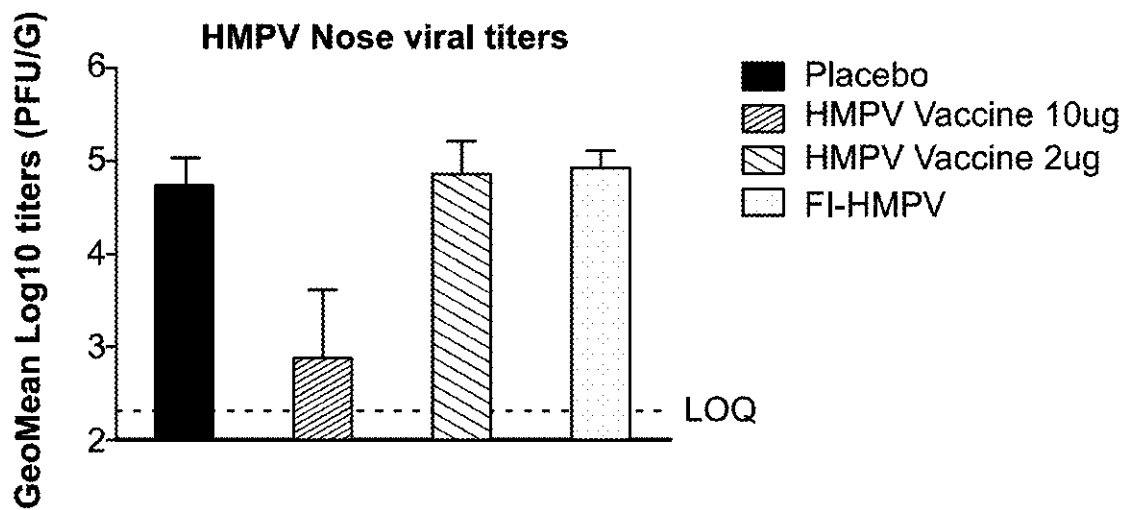


Fig. 10

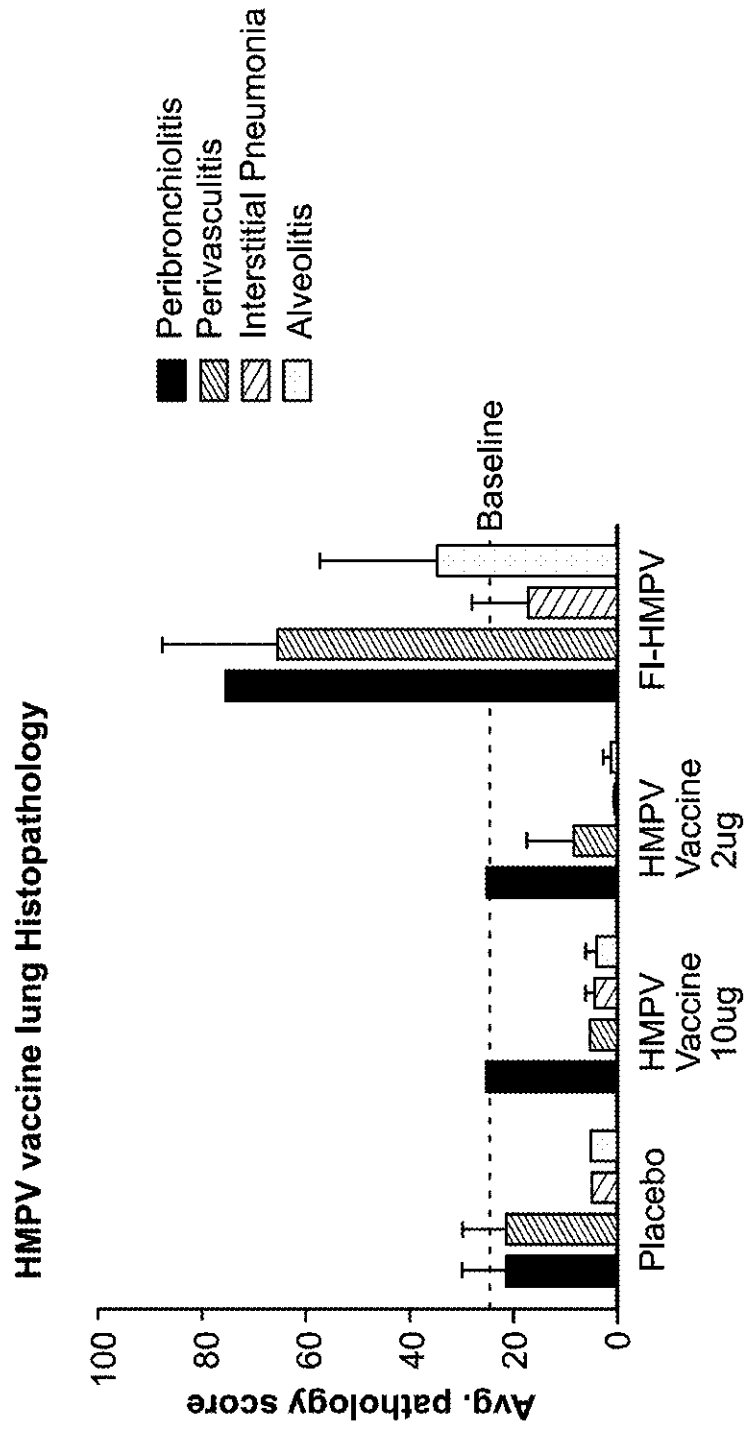
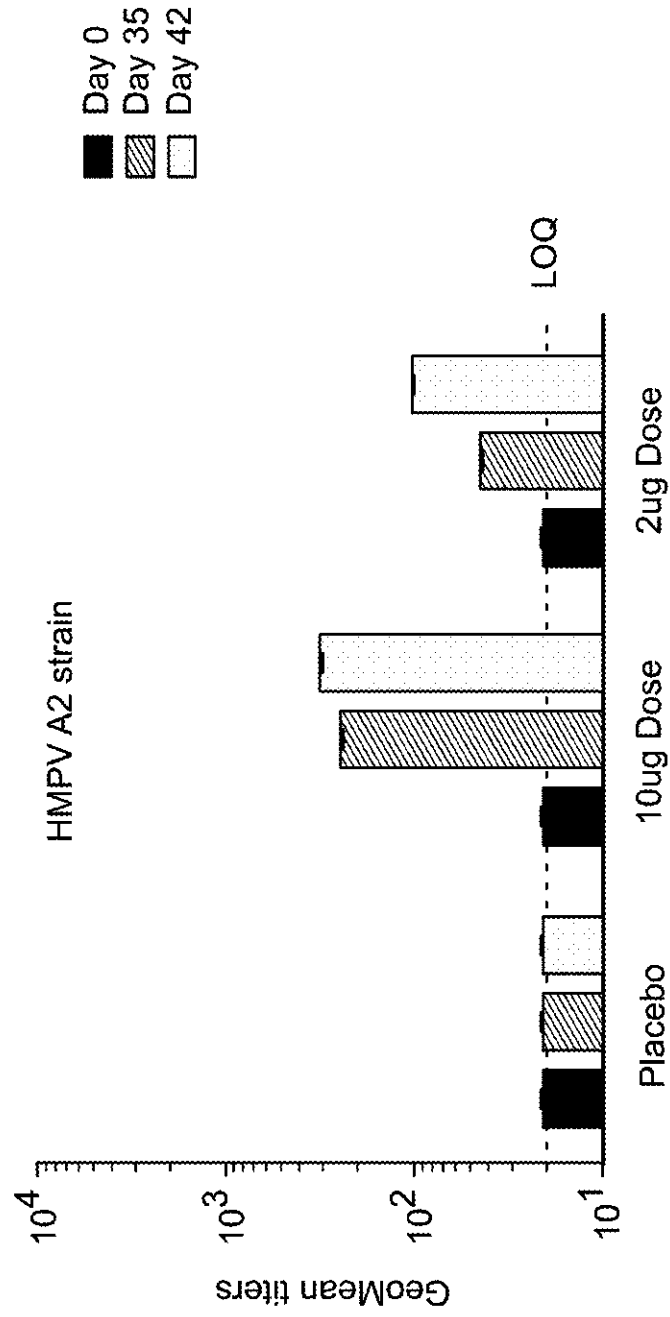


Fig. 11

HMPV neutralization antibody titers in cotton rats



Cotton rat viral load - HMPV challenge

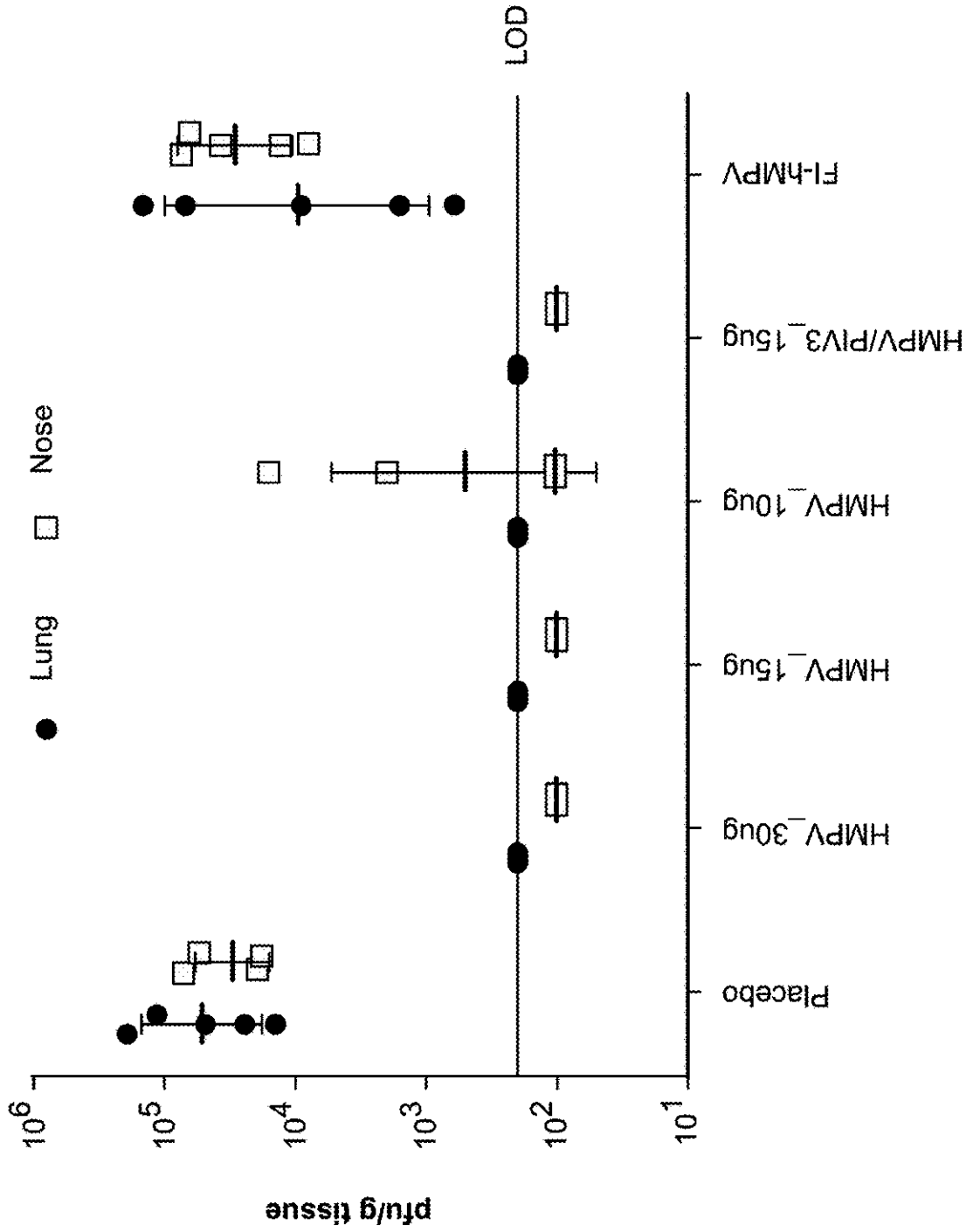


Fig. 12

Fig. 13

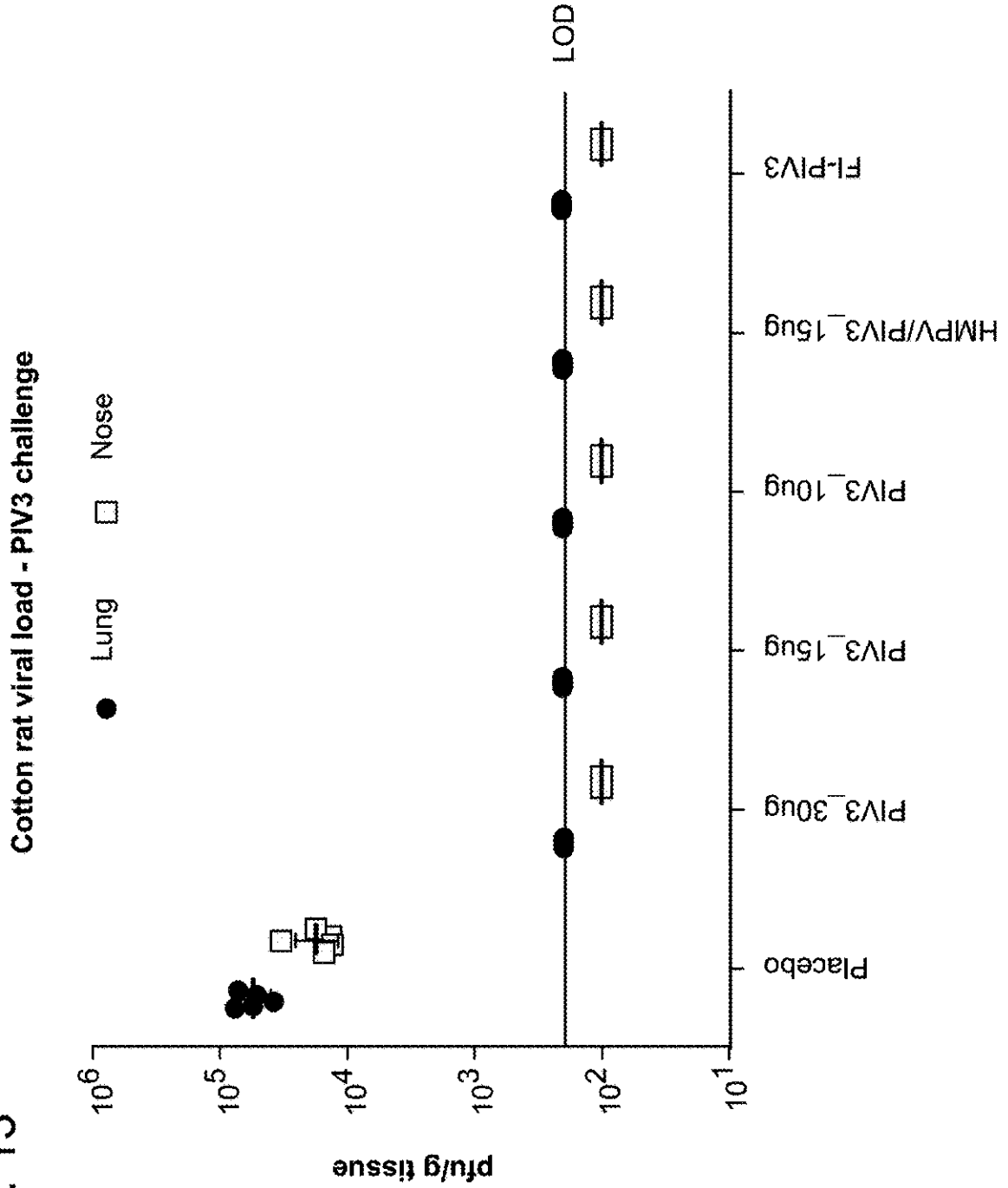


Fig. 14

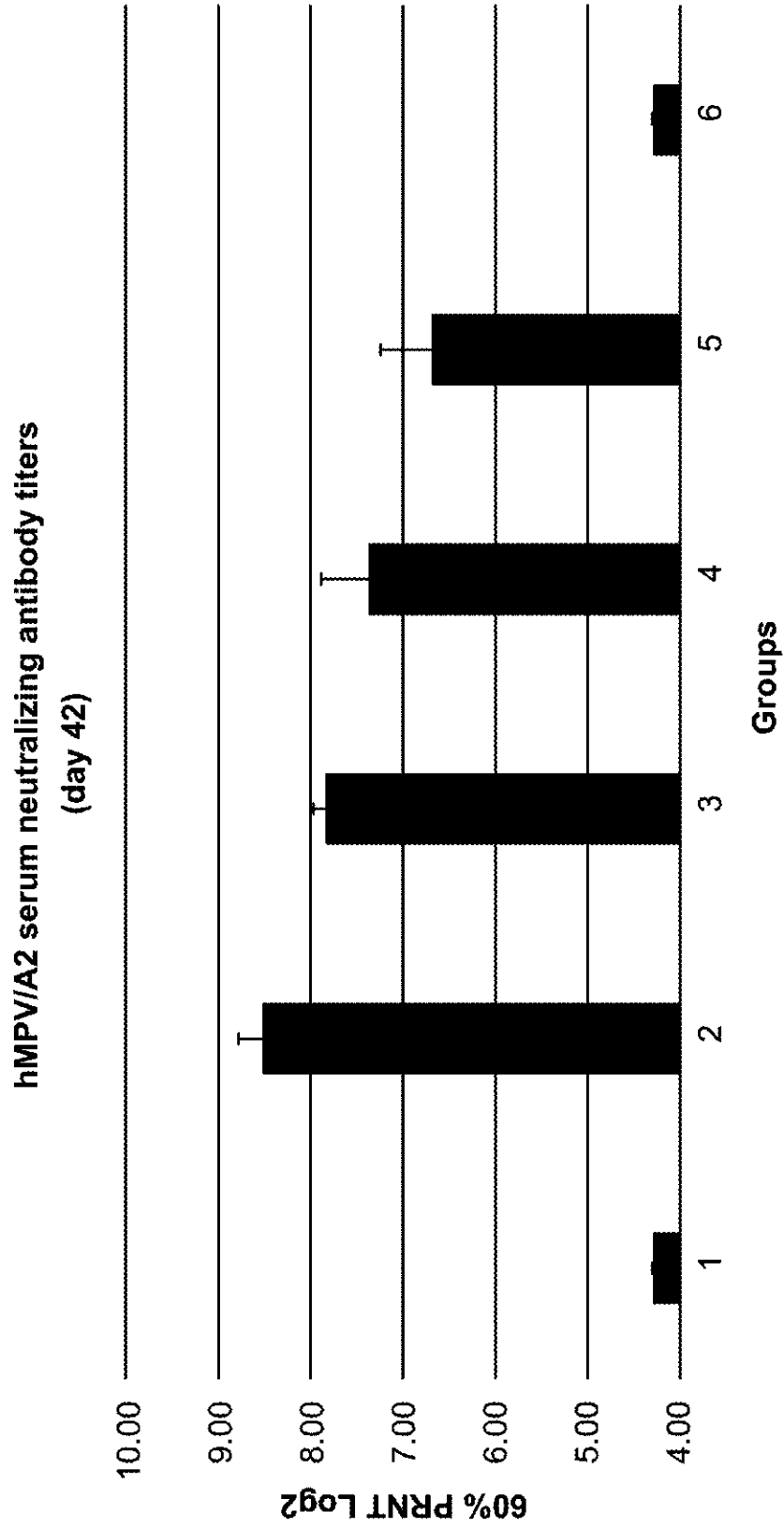


Fig. 15

PIV3 serum neutralizing antibody titers
(day 42)

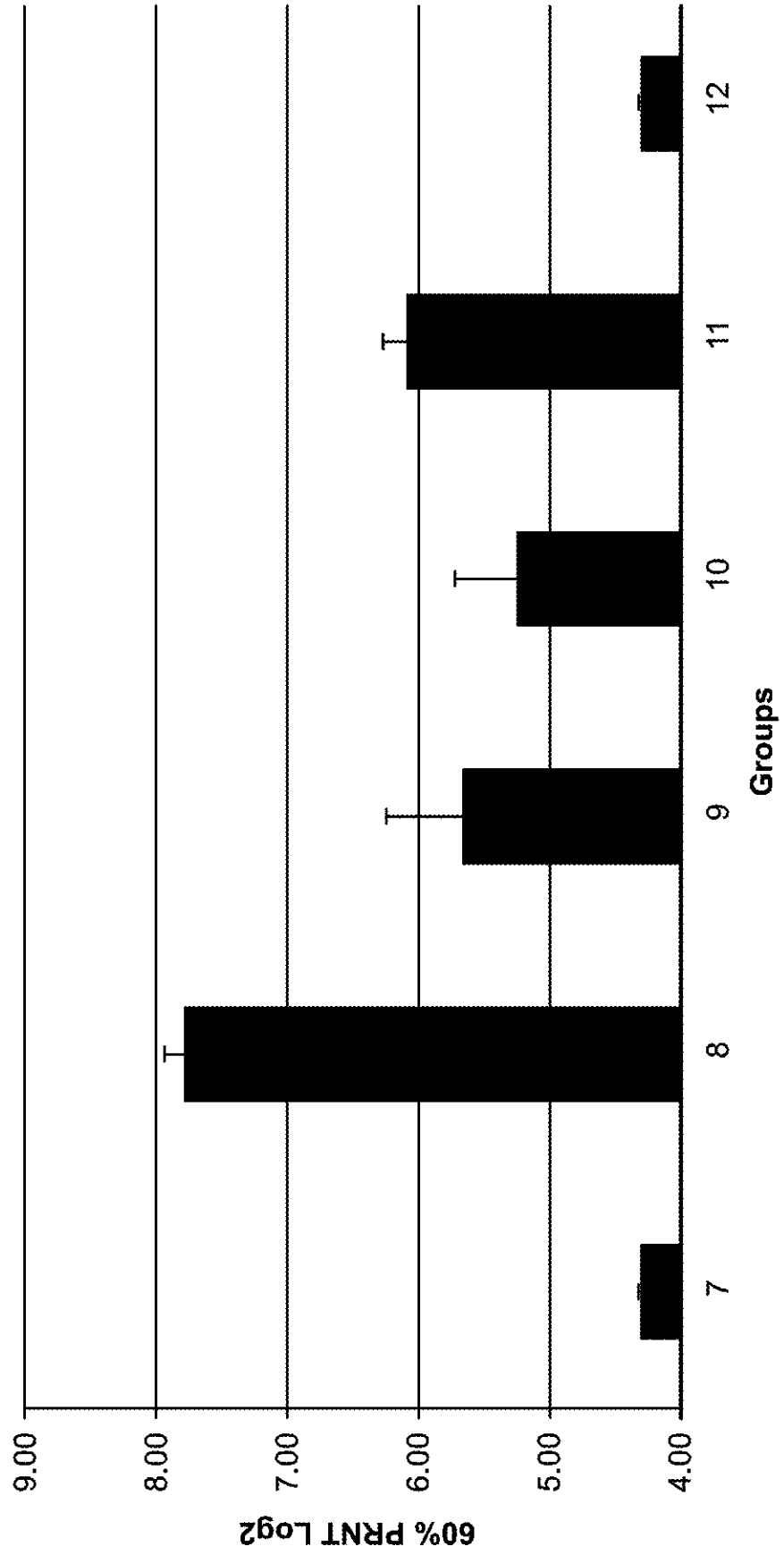


Fig. 16
Cotton rat lung histopathology

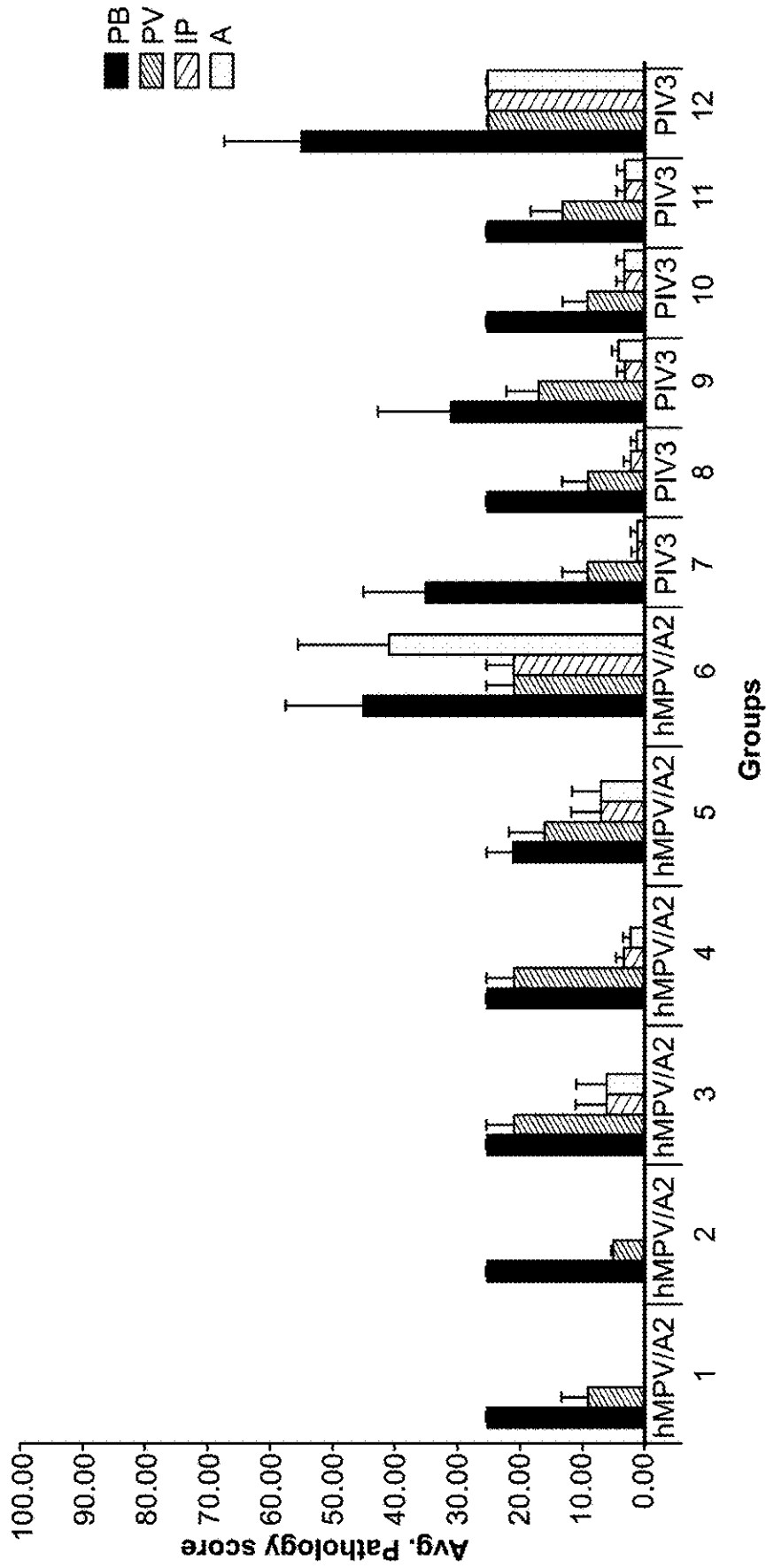


Fig. 17

Reciprocal serum antibody neutralizing titers MERS CoV FL vaccine

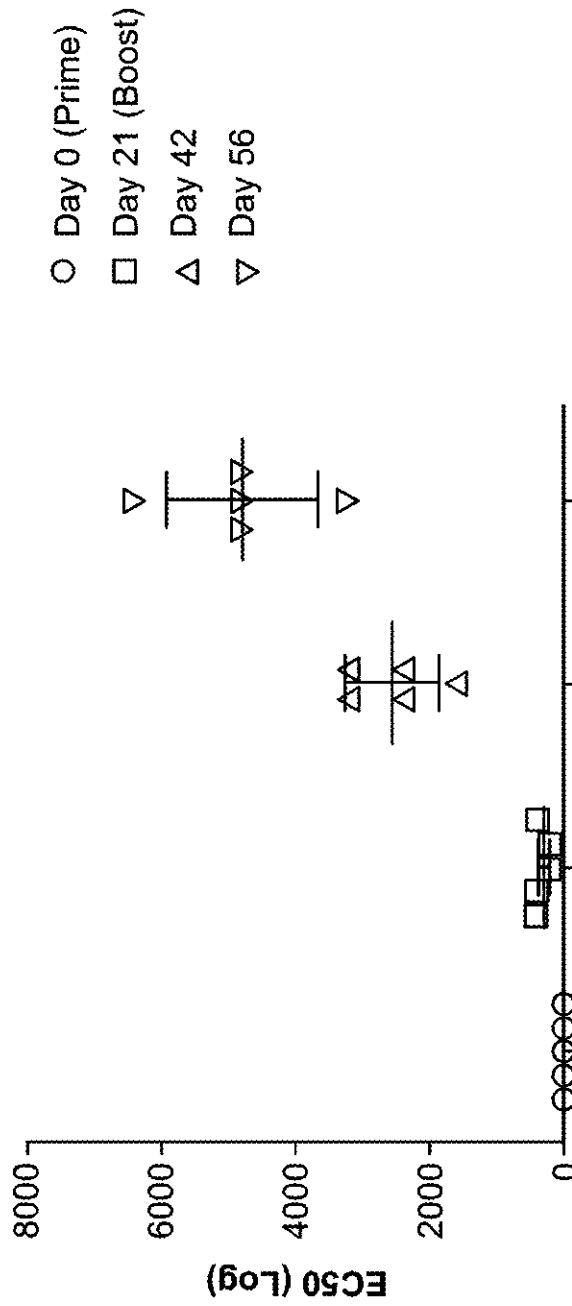


Fig. 18

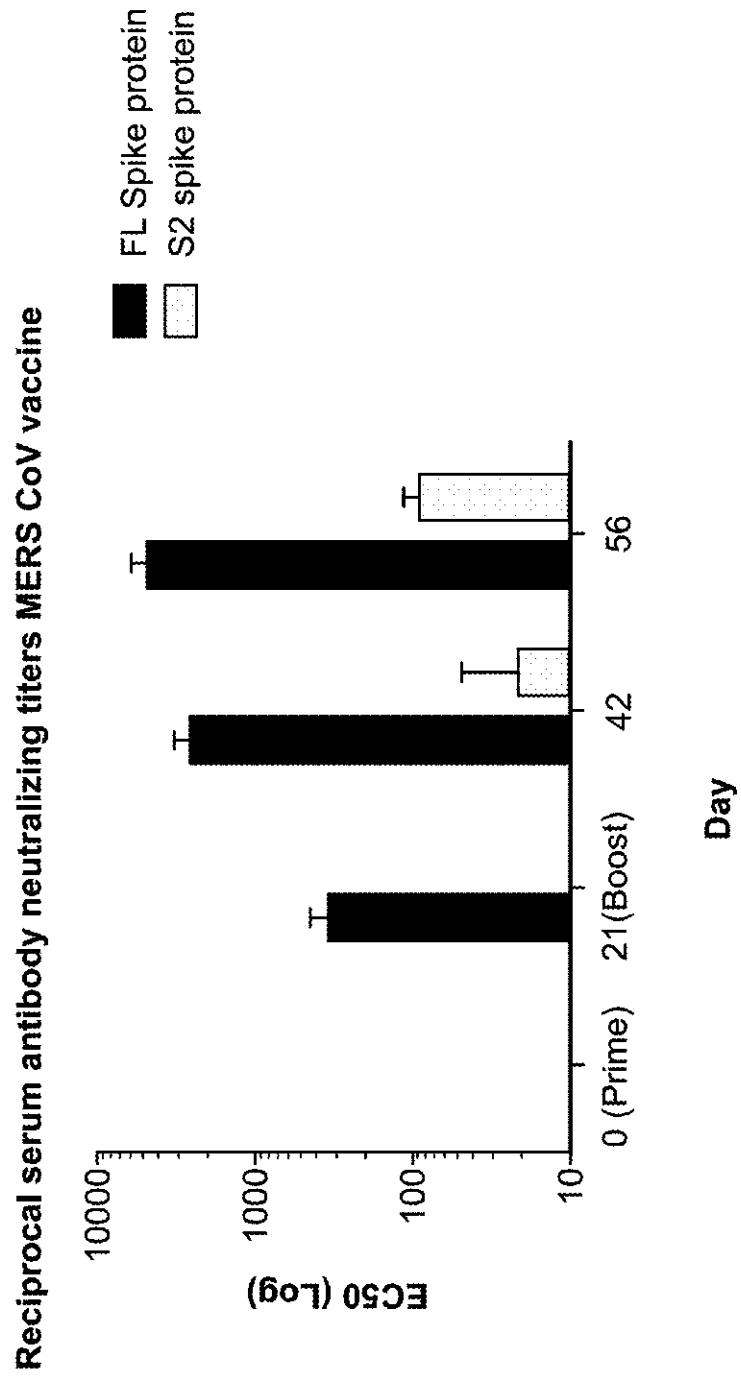


Fig. 19A

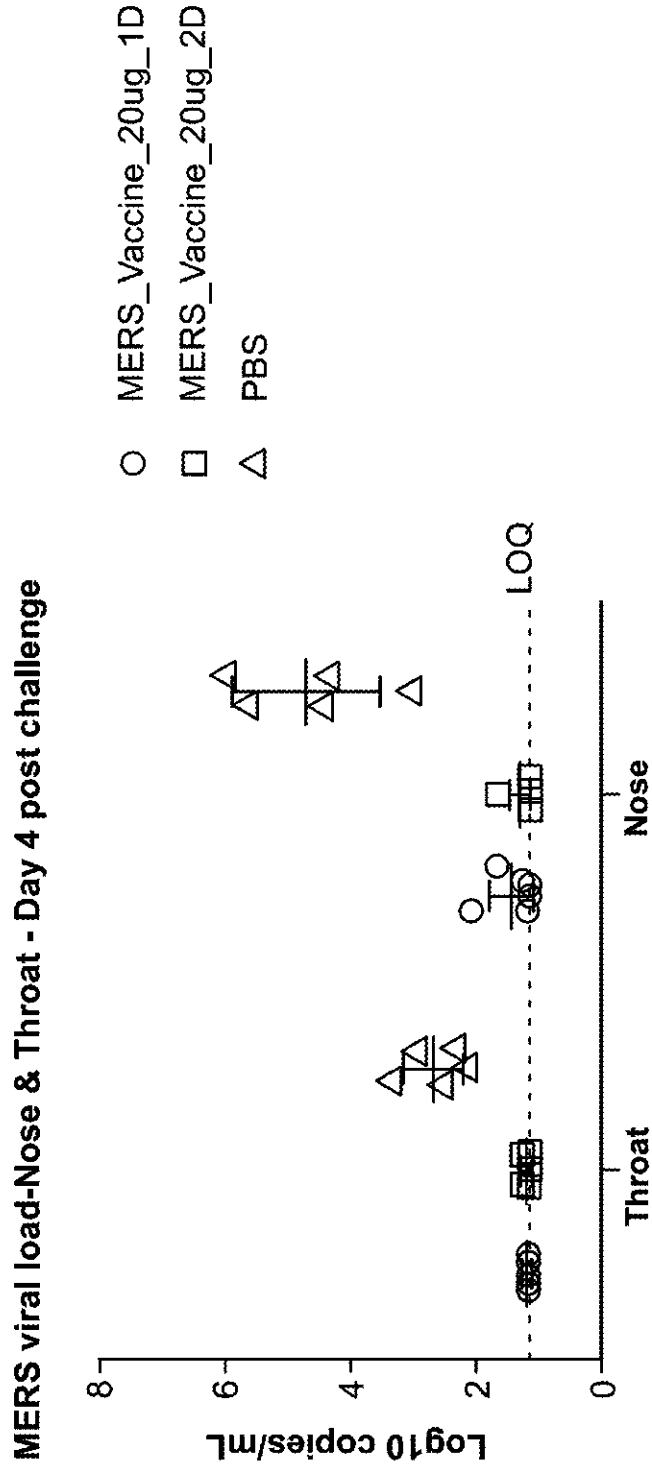


Fig. 19B

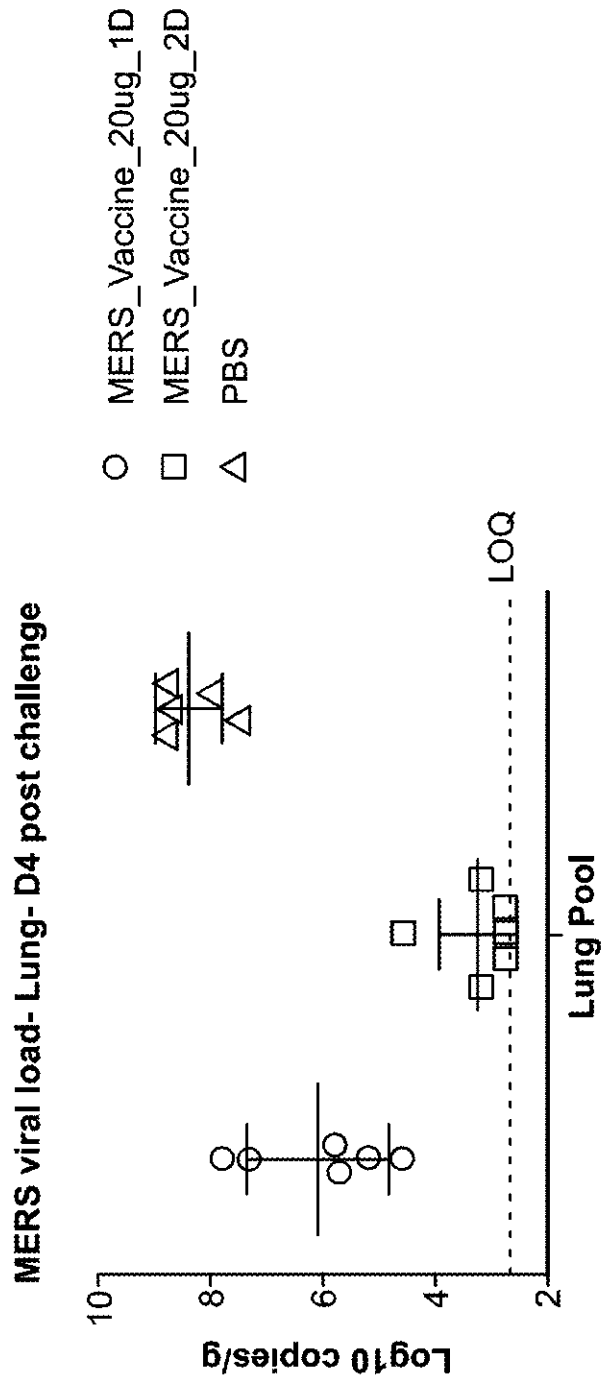


Fig. 19C

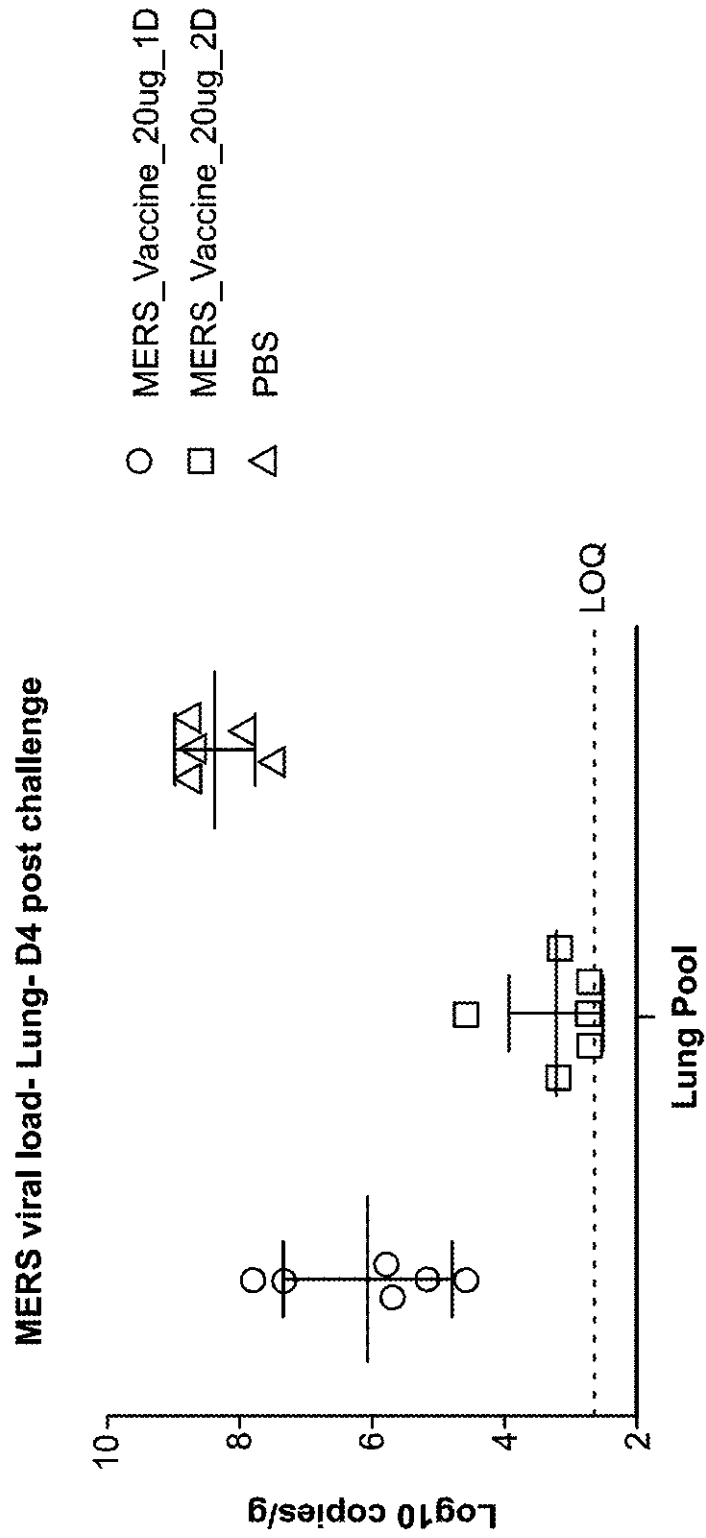


Fig. 20A

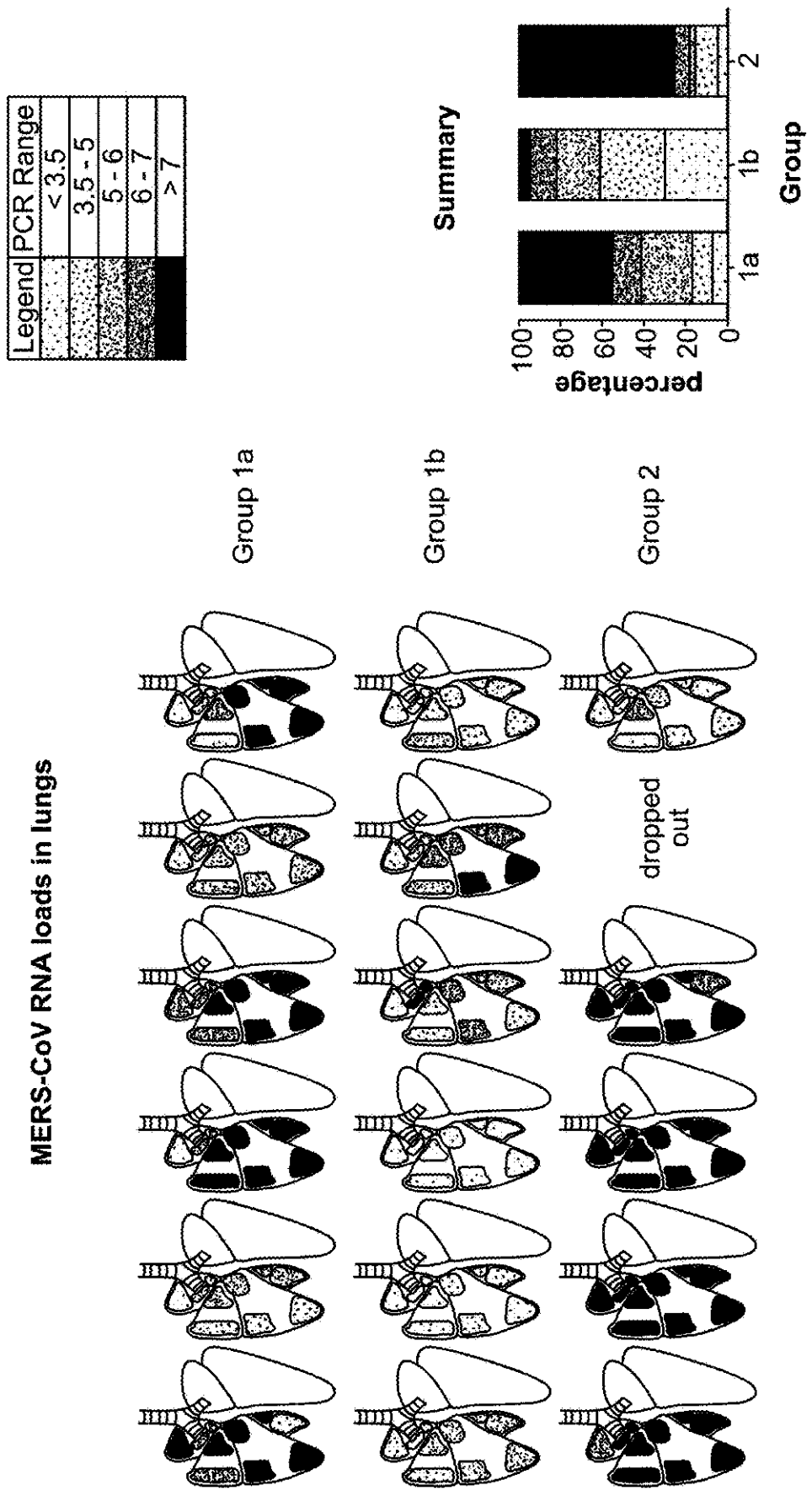
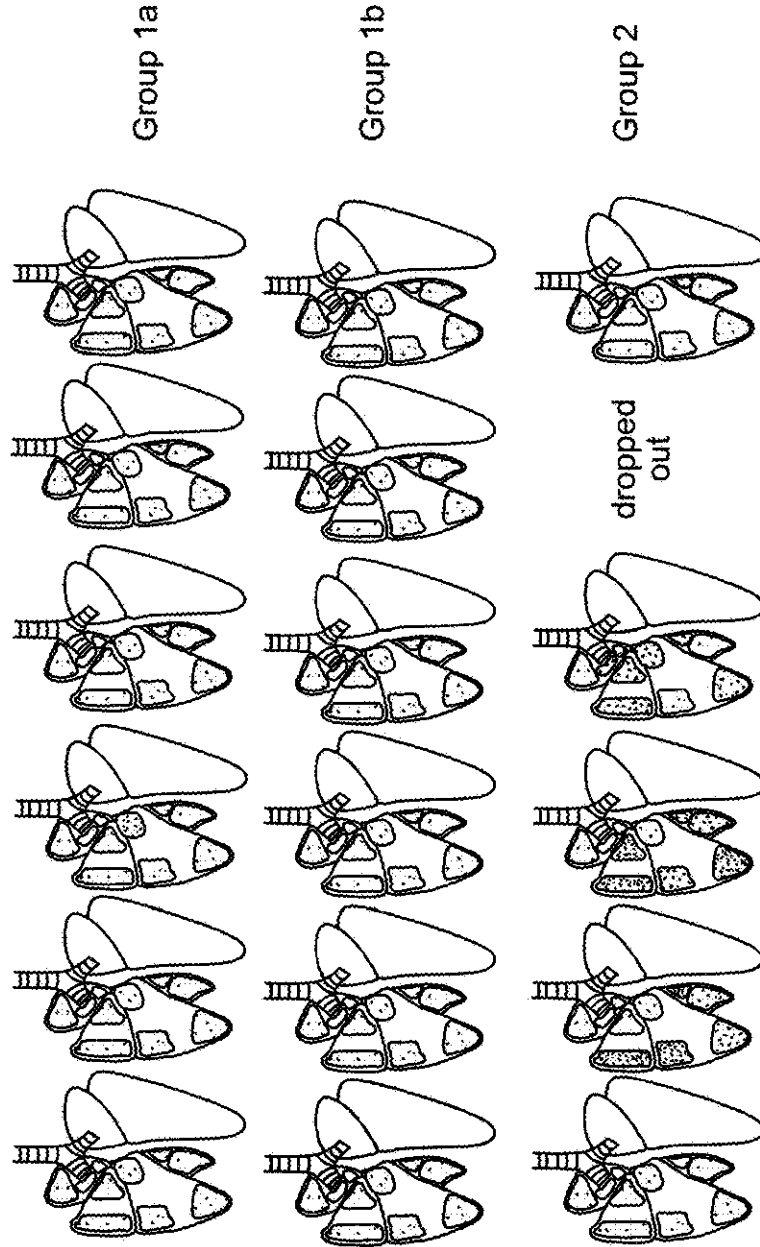


Fig. 20B

MERS-CoV replication in lungs



Legend	TCID50 Range
[White box]	negative
[Light stippled box]	1 - 2
[Medium stippled box]	2 - 3
[Dark stippled box]	3 - 4
[Solid black box]	> 4

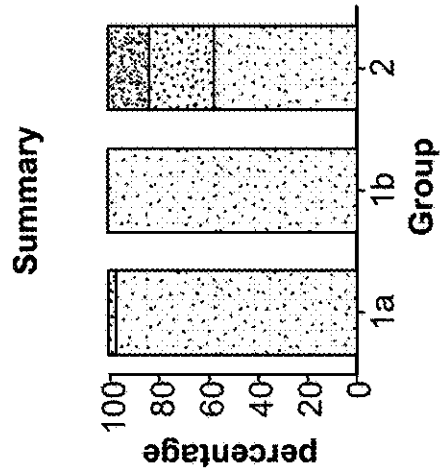
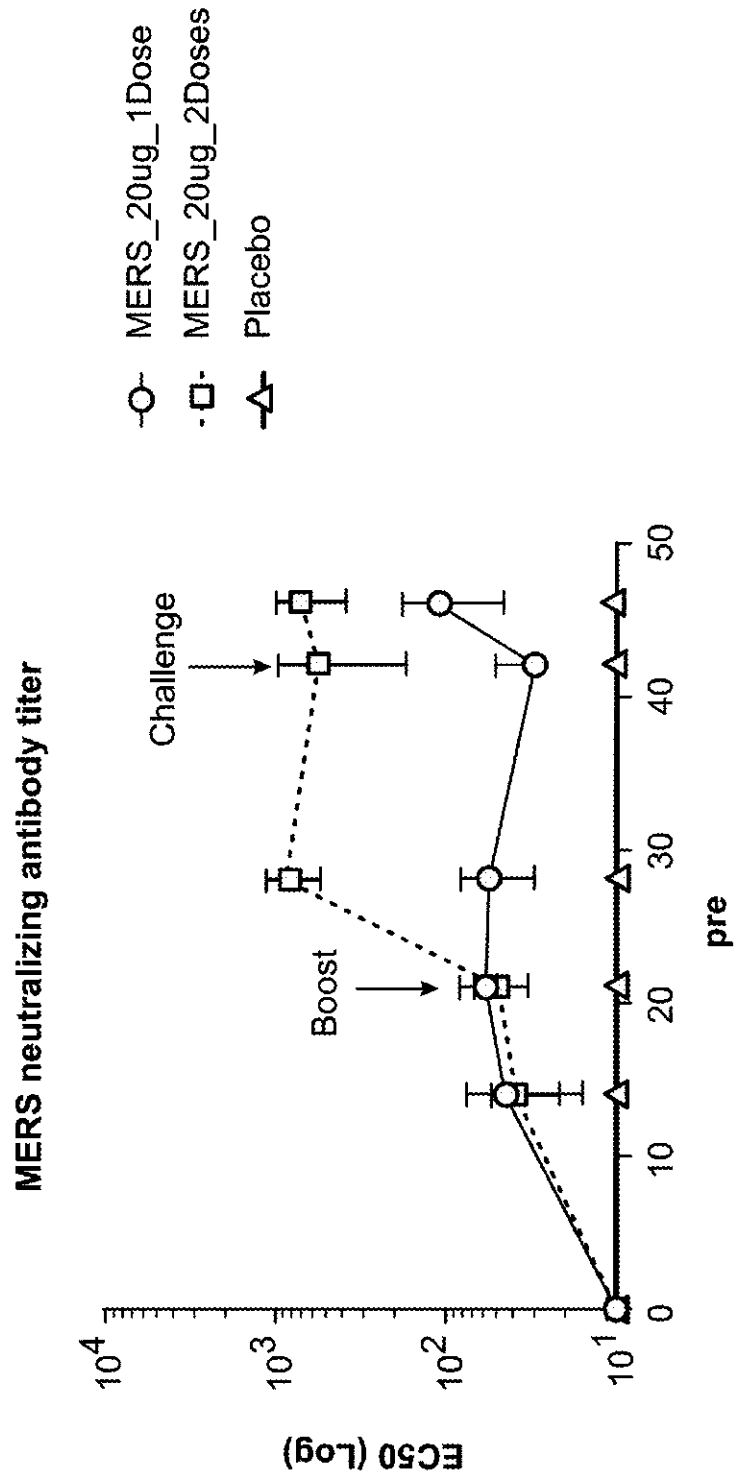


Fig. 21



BETACORONAVIRUS MRNA VACCINE

RELATED APPLICATIONS

This application is a continuation of U.S. application Ser. No. 16/368,270, filed Mar. 28, 2019, which is a continuation of Ser. No. 16/040,981, filed Jul. 20, 2018, now U.S. Pat. No. 10,272,150, which is a continuation of U.S. application Ser. No. 15/674,599, filed Aug. 11, 2017, now U.S. Pat. No. 10,064,934, which is a continuation of International application number PCT/US2016/058327, filed Oct. 21, 2016, which claims the benefit under 35 U.S.C. § 119(e) of U.S. provisional application No. 62/244,802, filed Oct. 22, 2015, U.S. provisional application No. 62/247,297, filed Oct. 28, 2015, U.S. provisional application No. 62/244,946, filed Oct. 22, 2015, U.S. provisional application No. 62/247,362, filed Oct. 28, 2015, U.S. provisional application No. 62/244,813, filed Oct. 22, 2015, U.S. provisional application No. 62/247,394, filed Oct. 28, 2015, U.S. provisional application No. 62/244,837, filed Oct. 22, 2015, U.S. provisional application No. 62/247,483, filed Oct. 28, 2015, and U.S. provisional application No. 62/245,031, filed Oct. 22, 2015, each of which is incorporated by reference herein in its entirety.

BACKGROUND

Respiratory disease is a medical term that encompasses pathological conditions affecting the organs and tissues that make gas exchange possible in higher organisms, and includes conditions of the upper respiratory tract, trachea, bronchi, bronchioles, alveoli, pleura and pleural cavity, and the nerves and muscles of breathing. Respiratory diseases range from mild and self-limiting, such as the common cold, to life-threatening entities like bacterial pneumonia, pulmonary embolism, acute asthma and lung cancer. Respiratory disease is a common and significant cause of illness and death around the world. In the US, approximately 1 billion “common colds” occur each year. Respiratory conditions are among the most frequent reasons for hospital stays among children.

The human metapneumovirus (hMPV) is a negative-sense, single-stranded RNA virus of the genus Pneumovirinae and of the family Paramyxoviridae and is closely related to the avian metapneumovirus (AMPV) subgroup C. It was isolated for the first time in 2001 in the Netherlands by using the RAP-PCR (RNA arbitrarily primed PCR) technique for identification of unknown viruses growing in cultured cells. hMPV is second only to RSV as an important cause of viral lower respiratory tract illness (LRI) in young children. The seasonal epidemiology of hMPV appears to be similar to that of RSV, but the incidence of infection and illness appears to be substantially lower.

Parainfluenza virus type 3 (PIV3), like hMPV, is also a negative-sense, single-stranded sense RNA virus of the genus Pneumovirinae and of the family Paramyxoviridae and is a major cause of ubiquitous acute respiratory infections of infancy and early childhood. Its incidence peaks around 4-12 months of age, and the virus is responsible for 3-10% of hospitalizations, mainly for bronchiolitis and pneumonia. PIV3 can be fatal, and in some instances is associated with neurologic diseases, such as febrile seizures. It can also result in airway remodeling, a significant cause of morbidity. In developing regions of the world, infants and young children are at the highest risk of mortality, either from primary PIV3 viral infection or a secondary consequences, such as bacterial infections. Human parainfluenza viruses (hPIV) types 1, 2 and 3 (hPIV1, hPIV2 and hPIV3,

respectively), also like hMPV, are second only to RSV as important causes of viral LRI in young children.

RSV, too, is a negative-sense, single-stranded RNA virus of the genus Pneumovirinae and of the family Paramyxoviridae. Symptoms in adults typically resemble a sinus infection or the common cold, although the infection may be asymptomatic. In older adults (e.g., >60 years), RSV infection may progress to bronchiolitis or pneumonia. Symptoms in children are often more severe, including bronchiolitis and pneumonia. It is estimated that in the United States, most children are infected with RSV by the age of three. The RSV virion consists of an internal nucleocapsid comprised of the viral RNA bound to nucleoprotein (N), phosphoprotein (P), and large polymerase protein (L). The nucleocapsid is surrounded by matrix protein (M) and is encapsulated by a lipid bilayer into which the viral fusion (F) and attachment (G) proteins as well as the small hydrophobic protein (SH) are incorporated. The viral genome also encodes two non-structural proteins (NS1 and NS2), which inhibit type I interferon activity as well as the M-2 protein.

The continuing health problems associated with hMPV, PIV3 and RSV are of concern internationally, reinforcing the importance of developing effective and safe vaccine candidates against these virus.

Despite decades of research, no vaccines currently exist (Sato and Wright, *Pediatr. Infect. Dis. J.* 2008; 27(10 Suppl): S123-5). Recombinant technology, however, has been used to target the formation of vaccines for hPIV-1, 2 and 3 serotypes, for example, and has taken the form of several live-attenuated intranasal vaccines. Two vaccines in particular were found to be immunogenic and well tolerated against hPIV-3 in phase I trials. hPIV1 and hPIV2 vaccine candidates remain less advanced (Durbin and Karon, *Clinical infectious diseases: an official publication of the Infectious Diseases Society of America* 2003; 37(12):1668-77).

Measles virus (MeV), like hMPV, PIV3 and RSV, is a negative-sense, single-stranded RNA virus that is the cause of measles, an infection of the respiratory system. MeV is of the genus Morbillivirus within the family Paramyxoviridae. Humans are the natural hosts of the virus; no animal reservoirs are known to exist. Symptoms of measles include fever, cough, runny nose, red eyes and a generalized, maculopapular, erythematous rash. The virus is highly contagious and is spread by coughing.

In addition to hMPV, PIV, RSV and MeV, betacoronaviruses are known to cause respiratory illnesses. Betacoronaviruses (BetaCoVs) are one of four genera of coronaviruses of the subfamily Coronavirinae in the family Coronaviridae, of the order Nidovirales. They are enveloped, positive-sense, single-stranded RNA viruses of zoonotic origin. The coronavirus genera are each composed of varying viral lineages, with the betacoronavirus genus containing four such lineages. The BetaCoVs of the greatest clinical importance concerning humans are OC43 and HKU1 of the A lineage, SARS-CoV of the B lineage, and MERS-CoV of the C lineage. MERS-CoV is the first betacoronavirus belonging to lineage C that is known to infect humans.

The Middle East respiratory syndrome coronavirus (MERS-CoV), or EMC/2012 (HCoV-EMC/2012), initially referred to as novel coronavirus 2012 or simply novel coronavirus, was first reported in 2012 after genome sequencing of a virus isolated from sputum samples from a person who fell ill during a 2012 outbreak of a new flu. As of July 2015, MERS-CoV cases have been reported in over 21 countries. The outbreaks of MERS-CoV have raised

serious concerns world-wide, reinforcing the importance of developing effective and safe vaccine candidates against MERS-CoV.

Severe acute respiratory syndrome (SARS) emerged in China in 2002 and spread to other countries before brought under control. Because of a concern for reemergence or a deliberate release of the SARS coronavirus, vaccine development was initiated.

Deoxyribonucleic acid (DNA) vaccination is one technique used to stimulate humoral and cellular immune responses to foreign antigens, such as hMPV antigens and/or PIV antigens and/or RSV antigens. The direct injection of genetically engineered DNA (e.g., naked plasmid DNA) into a living host results in a small number of its cells directly producing an antigen, resulting in a protective immunological response. With this technique, however, comes potential problems, including the possibility of insertional mutagenesis, which could lead to the activation of oncogenes or the inhibition of tumor suppressor genes.

SUMMARY

Provided herein are ribonucleic acid (RNA) vaccines that build on the knowledge that RNA (e.g., messenger RNA (mRNA)) can safely direct the body's cellular machinery to produce nearly any protein of interest, from native proteins to antibodies and other entirely novel protein constructs that can have therapeutic activity inside and outside of cells. The RNA (e.g., mRNA) vaccines of the present disclosure may be used to induce a balanced immune response against hMPV, PIV, RSV, MeV, and/or BetaCoV (e.g., MERS-CoV, SARS-CoV, HCoV-OC43, HCoV-229E, HCoV-NL63, HCoV-NL, HCoV-NH and/or HCoV-HKU1), or any combination of two or more of the foregoing viruses, comprising both cellular and humoral immunity, without risking the possibility of insertional mutagenesis, for example. hMPV, PIV, RSV, MeV, BetaCoV (e.g., MERS-CoV, SARS-CoV, HCoV-OC43, HCoV-229E, HCoV-NL63, HCoV-NL, HCoV-NH and HCoV-HKU1) and combinations thereof are referred to herein as "respiratory viruses." Thus, the term "respiratory virus RNA vaccines" encompasses hMPV RNA vaccines, PIV RNA vaccines, RSV RNA vaccines, MeV RNA vaccines, BetaCoV RNA vaccines, and any combination of two or more of hMPV RNA vaccines, PIV RNA vaccines, RSV RNA vaccines, MeV RNA vaccines, and BetaCoV RNA vaccines.

The RNA (e.g., mRNA) vaccines may be utilized in various settings depending on the prevalence of the infection or the degree or level of unmet medical need. The RNA (e.g., mRNA) vaccines may be utilized to treat and/or prevent a hMPV, PIV, RSV, MeV, a BetaCoV (e.g., MERS-CoV, SARS-CoV, HCoV-OC43, HCoV-229E, HCoV-NL63, HCoV-NL, HCoV-NH, HCoV-HKU1), or any combination of two or more of the foregoing viruses, of various genotypes, strains, and isolates. The RNA (e.g., mRNA) vaccines have superior properties in that they produce much larger antibody titers and produce responses earlier than commercially available anti-viral therapeutic treatments. While not wishing to be bound by theory, it is believed that the RNA (e.g., mRNA) vaccines, as mRNA polynucleotides, are better designed to produce the appropriate protein conformation upon translation as the RNA (e.g., mRNA) vaccines co-opt natural cellular machinery. Unlike traditional vaccines, which are manufactured ex vivo and may trigger unwanted cellular responses, RNA (e.g., mRNA) vaccines are presented to the cellular system in a more native fashion.

In some aspects the invention is a respiratory virus vaccine, comprising at least one RNA polynucleotide having an open reading frame encoding at least one respiratory virus antigenic polypeptide, formulated in a cationic lipid nanoparticle.

Surprisingly, in some aspects, it has also been shown that efficacy of mRNA vaccines can be significantly enhanced when combined with a flagellin adjuvant, in particular, when one or more antigen-encoding mRNAs is combined with an mRNA encoding flagellin.

RNA (e.g., mRNA) vaccines combined with the flagellin adjuvant (e.g., mRNA-encoded flagellin adjuvant) have superior properties in that they may produce much larger antibody titers and produce responses earlier than commercially available vaccine formulations. While not wishing to be bound by theory, it is believed that the RNA (e.g., mRNA) vaccines, for example, as mRNA polynucleotides, are better designed to produce the appropriate protein conformation upon translation, for both the antigen and the adjuvant, as the RNA (e.g., mRNA) vaccines co-opt natural cellular machinery. Unlike traditional vaccines, which are manufactured ex vivo and may trigger unwanted cellular responses, RNA (e.g., mRNA) vaccines are presented to the cellular system in a more native fashion.

Some embodiments of the present disclosure provide RNA (e.g., mRNA) vaccines that include at least one RNA (e.g., mRNA) polynucleotide having an open reading frame encoding at least one antigenic polypeptide or an immunogenic fragment thereof (e.g., an immunogenic fragment capable of inducing an immune response to the antigenic polypeptide) and at least one RNA (e.g., mRNA polynucleotide) having an open reading frame encoding a flagellin adjuvant.

In some embodiments, at least one flagellin polypeptide (e.g., encoded flagellin polypeptide) is a flagellin protein. In some embodiments, at least one flagellin polypeptide (e.g., encoded flagellin polypeptide) is an immunogenic flagellin fragment. In some embodiments, at least one flagellin polypeptide and at least one antigenic polypeptide are encoded by a single RNA (e.g., mRNA) polynucleotide. In other embodiments, at least one flagellin polypeptide and at least one antigenic polypeptide are each encoded by a different RNA polynucleotide.

In some embodiments at least one flagellin polypeptide has at least 80%, at least 85%, at least 90%, or at least 95% identity to a flagellin polypeptide having a sequence identified by any one of SEQ ID NO: 54-56.

Provided herein, in some embodiments, is a ribonucleic acid (RNA) (e.g., mRNA) vaccine, comprising at least one (e.g., at least 2, 3, 4 or 5) RNA (e.g., mRNA) polynucleotide having an open reading frame encoding at least one (e.g., at least 2, 3, 4 or 5) hMPV, PIV, RSV, MeV, or a BetaCoV (e.g., MERS-CoV, SARS-CoV, HCoV-OC43, HCoV-229E, HCoV-NL63, HCoV-NL, HCoV-NH, HCoV-HKU1) antigenic polypeptide, or any combination of two or more of the foregoing antigenic polypeptides. Herein, use of the term "antigenic polypeptide" encompasses immunogenic fragments of the antigenic polypeptide (an immunogenic fragment that induces (or is capable of inducing) an immune response to hMPV, PIV, RSV, MeV, or a BetaCoV), unless otherwise stated.

Also provided herein, in some embodiments, is a RNA (e.g., mRNA) vaccine comprising at least one (e.g., at least 2, 3, 4 or 5) RNA polynucleotide having an open reading frame encoding at least one (e.g., at least 2, 3, 4 or 5) hMPV, PIV, RSV, MeV, and/or a BetaCoV (e.g., MERS-CoV, SARS-CoV, HCoV-OC43, HCoV-229E, HCoV-NL63,

HCoV-NL, HCoV-NH, HCoV-HKU1) antigenic polypeptide or an immunogenic fragment thereof, linked to a signal peptide.

Further provided herein, in some embodiments, is a nucleic acid (e.g., DNA) encoding at least one (e.g., at least 2, 3, 4 or 5) hMPV, PIV, RSV, MeV, and/or a BetaCoV (e.g., MERS-CoV, SARS-CoV, HCoV-OC43, HCoV-229E, HCoV-NL63, HCoV-NL, HCoV-NH, HCoV-HKU1) RNA (e.g., mRNA) polynucleotide.

Further still, provided herein, in some embodiments, is a method of inducing an immune response in a subject, the method comprising administering to the subject a vaccine comprising at least one (e.g., at least 2, 3, 4 or 5) RNA (e.g., mRNA) polynucleotide having an open reading frame encoding at least one (e.g., at least 2, 3, 4 or 5) hMPV, PIV, RSV, MeV, and/or a BetaCoV (e.g., MERS-CoV, SARS-CoV, HCoV-OC43, HCoV-229E, HCoV-NL63, HCoV-NL, HCoV-NH, HCoV-HKU1) antigenic polypeptide, or any combination of two or more of the foregoing antigenic polypeptides.

hMPV/PIV3/RSV

In some embodiments, a RNA (e.g., mRNA) vaccine comprises at least one RNA (e.g., mRNA) polynucleotide having an open reading frame encoding at least one hMPV, PIV3 or RSV antigenic polypeptide. In some embodiments, at least one antigenic polypeptide is a hMPV, PIV3 or RSV polypeptide. In some embodiments, at least one antigenic polypeptide is major surface glycoprotein G or an immunogenic fragment thereof. In some embodiments, at least one antigenic polypeptide is Fusion (F) glycoprotein (e.g., Fusion glycoprotein F0, F1 or F2) or an immunogenic fragment thereof. In some embodiments, at least one antigenic polypeptide is major surface glycoprotein G or an immunogenic fragment thereof and F glycoprotein or an immunogenic fragment thereof. In some embodiments, the antigenic polypeptide is nucleoprotein (N) or an immunogenic fragment thereof, phosphoprotein (P) or an immunogenic fragment thereof, large polymerase protein (L) or an immunogenic fragment thereof, matrix protein (M) or an immunogenic fragment thereof, small hydrophobic protein (SH) or an immunogenic fragment thereof nonstructural protein1 (NS1) or an immunogenic fragment thereof, or nonstructural protein 2 (NS2) and an immunogenic fragment thereof.

In some embodiments, at least one hMPV antigenic polypeptide comprises an amino acid sequence identified by any one of SEQ ID NO: 5-8 (Table 3; see also amino acid sequences of Table 4). In some embodiments, the amino acid sequence of the hMPV antigenic polypeptide is, or is a fragment of, or is a homolog or variant having at least 80% (e.g., 85%, 90%, 95%, 98%, 99%) identity to, the amino acid sequence identified by any one of SEQ ID NO: 5-8 (Table 3; see also amino acid sequences of Table 4).

In some embodiments, at least one hMPV antigenic polypeptide is encoded by a nucleic acid sequence identified by any one of SEQ ID NO: 1-4 (Table 2).

In some embodiments, at least one hMPV RNA (e.g., mRNA) polynucleotide is encoded by a nucleic acid sequence, or a fragment of a nucleotide sequence, identified by any one of SEQ ID NO: 1-4 (Table 2). In some embodiments, at least one hMPV RNA (e.g., mRNA) polynucleotide comprises a nucleic acid sequence, or a fragment of a nucleotide sequence, identified by any one of SEQ ID NO: 57-60 (Table 2).

In some embodiments, at least one antigenic polypeptide is obtained from hMPV strain CAN98-75 (CAN75) or the hMPV strain CAN97-83 (CAN83).

In some embodiments, at least one PIV3 antigenic polypeptide comprises hemagglutinin-neuraminidase, Fusion (F) glycoprotein, matrix protein (M), nucleocapsid protein (N), viral replicase (L), non-structural V protein, or an immunogenic fragment thereof.

In some embodiments, at least one PIV3 antigenic polypeptide comprises an amino acid sequence identified by any one of SEQ ID NO: 12-13 (Table 6; see also amino acid sequences of Table 7). In some embodiments, the amino acid sequence of the PIV3 antigenic polypeptide is, or is a fragment of, or is a homolog or variant having at least 80% (e.g., 85%, 90%, 95%, 98%, 99%) identity to, the amino acid sequence identified by any one of SEQ ID NO: 12-13 (Table 6; see also amino acid sequences of Table 7).

In some embodiments, at least one PIV3 antigenic polypeptide is encoded by a nucleic acid sequence identified by any one of SEQ ID NO: 9-12 (Table 5; see also nucleic acid sequences of Table 7).

In some embodiments, at least one PIV3 RNA (e.g., mRNA) polynucleotide is encoded by a nucleic acid sequence, or a fragment of a nucleotide sequence, identified by any one of SEQ ID NO: 9-12 (Table 5; see also nucleic acid sequences of Table 7). In some embodiments, at least one PIV3 RNA (e.g., mRNA) polynucleotide comprises a nucleic acid sequence, or a fragment of a nucleotide sequence, identified by any one of SEQ ID NO: 61-64 (Table 5).

In some embodiments, at least one antigenic polypeptide is obtained from PIV3 strain HPIV3/*Homo sapiens*/PER/FLA4815/2008.

In some embodiments, at least one RSV antigenic polypeptide comprises at least one antigenic polypeptide that comprises glycoprotein G, glycoprotein F, or an immunogenic fragment thereof. In some embodiments, at least one RSV antigenic polypeptide comprises at least one antigenic polypeptide that comprises glycoprotein F and at least one or at least two antigenic polypeptide selected from G, M, N, P, L, SH, M2, NS1 and NS2.

MeV

In some embodiments, a RNA (e.g., mRNA) vaccine comprises at least one RNA (e.g., mRNA) polynucleotide having an open reading frame encoding at least one MeV antigenic polypeptide. In some embodiments, at least one antigenic polypeptide is a hemagglutinin (HA) protein or an immunogenic fragment thereof. The HA protein may be from MeV strain D3 or B8, for example. In some embodiments, at least one antigenic polypeptide is a Fusion (F) protein or an immunogenic fragment thereof. The F protein may be from MeV strain D3 or B8, for example. In some embodiments, a MeV RNA (e.g., mRNA) vaccine comprises a least one RNA polynucleotide encoding a HA protein and a F protein. The HA and F proteins may be from MeV strain D3 or B8, for example.

In some embodiments, at least one MeV antigenic polypeptide comprises an amino acid sequence identified by any one of SEQ ID NO: 47-50 (Table 14). In some embodiments, the amino acid sequence of the MeV antigenic polypeptide is, or is a fragment of, or is a homolog or variant having at least 80% (e.g., 85%, 90%, 95%, 98%, 99%) identity to, the amino acid sequence identified by any one of SEQ ID NO: 47-50 (Table 14).

In some embodiments, at least one MeV antigenic polypeptide is encoded by a nucleic acid sequence of SEQ ID NO: 35-46 (Table 13).

In some embodiments, at least one MeV RNA (e.g., mRNA) polynucleotide is encoded by a nucleic acid sequence, or a fragment of a nucleotide sequence, identified

by any one of SEQ ID NO: 35-46 (Table 13). In some embodiments, at least one MeV RNA (e.g., mRNA) polynucleotide comprises a nucleic acid sequence, or a fragment of a nucleotide sequence, identified by any one of SEQ ID NO: 69-80 (Table 13).

In some embodiments, at least one antigenic polypeptide is obtained from MeV strain B3/B3.1, C2, D4, D6, D7, D8, G3, H1, Moraten, Rubeovax, MVi/New Jersey.USA/45.05, MVi/Texas.USA/4.07, AIK-C, MVi/New York.USA/26.09/3, MVi/California.USA/16.03, MVi/Virginia.USA/15.09, MVi/California.USA/8.04, or MVi/Pennsylvania.USA/20.09.

BetaCoV

In some embodiments, a RNA (e.g., mRNA) vaccine comprises at least one RNA (e.g., mRNA) polynucleotide having an open reading frame encoding at least one BetaCoV antigenic polypeptide. In some embodiments, the BetaCoV is MERS-CoV. In some embodiments, the BetaCoV is SARS-CoV. In some embodiments, the BetaCoV is HCoV-OC43. In some embodiments, the BetaCoV is HCoV-229E. In some embodiments, the BetaCoV is HCoV-NL63. In some embodiments, the BetaCoV is HCoV-HKU1. In some embodiments, at least one antigenic polypeptide is a betacoronavirus structural protein. For example, a betacoronavirus structural protein may be spike protein (S), envelope protein (E), nucleocapsid protein (N), membrane protein (M) or an immunogenic fragment thereof. In some embodiments, a betacoronavirus structural protein is a spike protein (S). In some embodiments, a betacoronavirus structural protein is a S1 subunit or a S2 subunit of spike protein (S) or an immunogenic fragment thereof.

BetaCoV RNA (e.g., mRNA) polynucleotides of the vaccines provided herein may encode viral protein components of betacoronaviruses, for example, accessory proteins, replicase proteins and the like are encompassed by the present disclosure. RNA (e.g., mRNA) vaccines may include RNA polynucleotides encoding at least one accessory protein (e.g., protein 3, protein 4a, protein 4b, protein 5), at least one replicase protein (e.g., protein 1a, protein 1b), or a combination of at least one accessory protein and at least one replicase protein. The present disclosure also encompasses RNA (e.g., mRNA) vaccines comprising RNA (e.g., mRNA) polynucleotides encoding an accessory protein and/or a replicase protein in combination with at least one structural protein. Due to their surface expression properties, vaccines featuring RNA polynucleotides encoding structural proteins are believed to have preferred immunogenic activity and, hence, may be most suitable for use in the vaccines of the present disclosure.

Some embodiments of the present disclosure provide betacoronavirus (e.g., MERS-CoV, SARS-CoV, HCoV-OC43, HCoV-229E, HCoV-NL63, HCoV-NL, HCoV-NH, HCoV-HKU1 or a combination thereof) vaccines that include at least one RNA (e.g., mRNA) polynucleotide having an open reading frame encoding at least one betacoronavirus (e.g., MERS-CoV, SARS-CoV, HCoV-OC43, HCoV-229E, HCoV-NL63, HCoV-NL, HCoV-NH, HCoV-HKU1) antigenic polypeptide. Also provided herein are pan-betacoronavirus vaccines. Thus, a betacoronavirus vaccine comprising a RNA (e.g., mRNA) polynucleotide having an open reading frame encoding any one, two, three or four of MERS-CoV, SARS-CoV, HCoV-OC43, HCoV-229E, HCoV-NL63, and HCoV-HKU1, for example, may be effective against any one of, any combination of, or all of, MERS-CoV, SARS-CoV, HCoV-OC43, HCoV-229E,

HCoV-NL63, HCoV-NL, HCoV-NH and HCoV-HKU1. Other betacoronaviruses are encompassed by the present disclosure.

In some embodiments, at least one antigenic polypeptide is a MERS-CoV structural protein. For example, a MERS-CoV structural protein may be spike protein (S), envelope protein (E), nucleocapsid protein (N), membrane protein (M) or an immunogenic fragment thereof. In some embodiments, the MERS-CoV structural protein is a spike protein (S) (see, e.g., Coleman C M et al. *Vaccine* 2014; 32:3169-74, incorporated herein by reference). In some embodiments, the MERS-CoV structural protein is a S1 subunit or a S2 subunit of spike protein (S) or an immunogenic fragment thereof (Li J et al. *Viral Immunol* 2013; 26(2):126-32; He Y et al. *Biochem Biophys Res Commun* 2004; 324(2):773-81, each of which is incorporated herein by reference).

In some embodiments, at least one MERS-CoV antigenic polypeptide comprises an amino acid sequence identified by any one of SEQ ID NO: 24-28 or 33 (Table 11). In some embodiments, the amino acid sequence of the MERS-CoV antigenic polypeptide is, or is a fragment of, or is a homolog or variant having at least 80% (e.g., 85%, 90%, 95%, 99%) identity to, the amino acid sequence identified by any one of SEQ ID NO: 24-28 or 33 (Table 11).

In some embodiments, at least one MERS-CoV antigenic polypeptide is encoded by a nucleic acid sequence identified by any one of SEQ ID NO: 20-23 (Table 10).

In some embodiments, at least one MERS-CoV RNA (e.g., mRNA) polynucleotide is encoded by a nucleic acid sequence, or a fragment of a nucleotide sequence, identified by any one of SEQ ID NO: 20-23 (Table 10). In some embodiments, at least one MERS-CoV RNA (e.g., mRNA) polynucleotide comprises a nucleic acid sequence, or a fragment of a nucleotide sequence, identified by any one of SEQ ID NO: 65-68 (Table 10).

In some embodiments, at least one antigenic polypeptide is obtained from MERS-CoV strain Riyadh_14_2013, 2cEMC/2012, or Hasa_1_2013.

In some embodiments, at least one antigenic polypeptide is a SARS-CoV structural protein. For example, a SARS-CoV structural protein may be spike protein (S), envelope protein (E), nucleocapsid protein (N), membrane protein (M) or an immunogenic fragment thereof. In some embodiments, the SARS-CoV structural protein is a spike protein (S). In some embodiments, the SARS-CoV structural protein is a S1 subunit or a S2 subunit of spike protein (S) or an immunogenic fragment thereof.

In some embodiments, at least one SARS-CoV antigenic polypeptide comprises an amino acid sequence identified by any one of SEQ ID NO: 29, 32 or 34 (Table 11). In some embodiments, the amino acid sequence of the SARS-CoV antigenic polypeptide is, or is a fragment of, or is a homolog or variant having at least 80% (e.g., 85%, 90%, 95%, 98%, 99%) identity to, the amino acid sequence identified by any one of SEQ ID NO: 29, 32 or 34 (Table 11).

In some embodiments, at least one antigenic polypeptide is a HCoV-OC43 structural protein. For example, a HCoV-OC43 structural protein may be spike protein (S), envelope protein (E), nucleocapsid protein (N), membrane protein (M) or an immunogenic fragment thereof. In some embodiments, the HCoV-OC43 structural protein is a spike protein (S). In some embodiments, the HCoV-OC43 structural protein is a S1 subunit or a S2 subunit of spike protein (S) or an immunogenic fragment thereof.

In some embodiments, at least one HCoV-OC43 antigenic polypeptide comprises an amino acid sequence identified by any one of SEQ ID NO: 30 (Table 11). In some embodi-

ments, the amino acid sequence of the HCoV-OC43 antigenic polypeptide is, or is a fragment of, or is a homolog or variant having at least 80% (e.g., 85%, 90%, 95%, 98%, 99%) identity to, the amino acid sequence identified by any one of SEQ ID NO: 30 (Table 11).

In some embodiments, an antigenic polypeptide is a HCoV-HKU1 structural protein. For example, a HCoV-HKU1 structural protein may be spike protein (S), envelope protein (E), nucleocapsid protein (N), membrane protein (M) or an immunogenic fragment thereof. In some embodiments, the HCoV-HKU1 structural protein is a spike protein (S). In some embodiments, the HCoV-HKU1 structural protein is a S1 subunit or a S2 subunit of spike protein (S) or an immunogenic fragment thereof.

In some embodiments, at least one HCoV-HKU1 antigenic polypeptide comprises an amino acid sequence identified by any one of SEQ ID NO: 31 (Table 11). In some embodiments, the amino acid sequence of the HCoV-HKU1 antigenic polypeptide is, or is a fragment of, or is a homolog or variant having at least 80% (e.g., 85%, 90%, 95%, 98%, 99%) identity to, the amino acid sequence identified by any one of SEQ ID NO: 31 (Table 11).

In some embodiments, an open reading frame of a RNA (e.g., mRNA) vaccine is codon-optimized. In some embodiments, at least one RNA polynucleotide encodes at least one antigenic polypeptide having an amino acid sequence identified by any one of SEQ ID NO: 5-8, 12-13, 24-34, or 47-50 (Tables 3, 6, 11 and 14; see also amino acid sequences of Tables 4, 7, 12 and 15) and is codon optimized mRNA.

In some embodiments, a RNA (e.g., mRNA) vaccine further comprising an adjuvant.

Tables 4, 7, 12 and 15 provide National Center for Biotechnology Information (NCBI) accession numbers of interest. It should be understood that the phrase "an amino acid sequence of Tables 4, 7, 12 and 15" refers to an amino acid sequence identified by one or more NCBI accession numbers listed in Tables 4, 7, 12 and 15. Each of the amino acid sequences, and variants having greater than 95% identity or greater than 98% identity to each of the amino acid sequences encompassed by the accession numbers of Tables 4, 7, 12 and 15 are included within the constructs (polynucleotides/polypeptides) of the present disclosure.

In some embodiments, at least one mRNA polynucleotide is encoded by a nucleic acid having a sequence identified by any one of SEQ ID NO: 1-4, 9-12, 20-23, or 35-46 (Tables 2, 5, 10 and 13; see also nucleic acid sequences of Table 7) and having less than 80% identity to wild-type mRNA sequence. In some embodiments, at least one mRNA polynucleotide is encoded by a nucleic acid having a sequence identified by any one of SEQ ID NO: 1-4, 9-12, 20-23, or 35-46 (Tables 2, 5, 10 and 13; see also nucleic acid sequences of Table 7) and having less than 75%, 85% or 95% identity to a wild-type mRNA sequence. In some embodiments, at least one mRNA polynucleotide is encoded by a nucleic acid having a sequence identified by any one of SEQ ID NO: 1-4, 9-12, 20-23, or 35-46 (Tables 2, 5, 10 and 13; see also nucleic acid sequences of Table 7) and having less than 50-80%, 60-80%, 40-80%, 30-80%, 70-80%, 75-80% or 78-80% identity to wild-type mRNA sequence. In some embodiments, at least one mRNA polynucleotide is encoded by a nucleic acid having a sequence identified by any one of SEQ ID NO: 1-4, 9-12, 20-23, or 35-46 (Tables 2, 5, 10 and 13; see also nucleic acid sequences of Table 7) and having less than 40-85%, 50-85%, 60-85%, 30-85%, 70-85%, 75-85% or 80-85% identity to wild-type mRNA sequence. In some embodiments, at least one mRNA polynucleotide is encoded by a nucleic acid having a sequence

identified by any one of SEQ ID NO: 1-4, 9-12, 20-23, or 35-46 (Tables 2, 5, 10 and 13; see also nucleic acid sequences of Table 7) and having less than 40-90%, 50-90%, 60-90%, 30-90%, 70-90%, 75-90%, 80-90%, or 85-90% identity to wild-type mRNA sequence.

In some embodiments, at least one RNA polynucleotide encodes at least one antigenic polypeptide having an amino acid sequence identified by any one of SEQ ID NO: 5-8, 12-13, 24-34, or 47-50 (Tables 3, 6, 11 and 14; see also amino acid sequences of Tables 4, 7, 12 and 15) and having at least 80% (e.g., 85%, 90%, 95%, 98%, 99%) identity to wild-type mRNA sequence, but does not include wild-type mRNA sequence.

In some embodiments, at least one RNA polynucleotide encodes at least one antigenic polypeptide having an amino acid sequence identified by any one of SEQ ID NO: 5-8, 12-13, 24-34, or 47-50 (Tables 3, 6, 11 and 14; see also amino acid sequences of Tables 4, 7, 12 and 15) and has less than 95%, 90%, 85%, 80% or 75% identity to wild-type mRNA sequence.

In some embodiments, at least one RNA polynucleotide encodes at least one antigenic polypeptide having an amino acid sequence identified by any one of SEQ ID NO: 5-8, 12-13, 24-34, or 47-50 (Tables 3, 6, 11 and 14; see also amino acid sequences of Tables 4, 7, 12 and 15) and has 30-80%, 40-80%, 50-80%, 60-80%, 70-80%, 75-80% or 78-80%, 30-85%, 40-85%, 50-805%, 60-85%, 70-85%, 75-85% or 78-85%, 30-90%, 40-90%, 50-90%, 60-90%, 70-90%, 75-90%, 80-90% or 85-90% identity to wild-type mRNA sequence.

In some embodiments, at least one RNA polynucleotide encodes at least one antigenic polypeptide having at least 90%, at least 95%, at least 96%, at least 97%, at least 98%, or at least 99% identity to an amino acid sequence identified by any one of SEQ ID NO: 5-8, 12-13, 24-34, or 47-50 (Tables 3, 6, 11 and 14; see also amino acid sequences of Tables 4, 7, 12 and 15). In some embodiments, at least one RNA polynucleotide encodes at least one antigenic polypeptide having 95%-99% identity to an amino acid sequence identified by any one of SEQ ID NO: 5-8, 12-13, 24-34, or 47-50 (Tables 3, 6, 11 and 14; see also amino acid sequences of Tables 4, 7, 12 and 15).

In some embodiments, at least one RNA polynucleotide encodes at least one antigenic polypeptide having at least 90%, at least 95%, at least 96%, at least 97%, at least 98%, or at least 99% identity to an amino acid sequence identified by any one of SEQ ID NO: 5-8, 12-13, 24-34, or 47-50 (Tables 3, 6, 11 and 14; see also amino acid sequences of Tables 4, 7, 12 and 15) and having membrane fusion activity. In some embodiments, at least one RNA polynucleotide encodes at least one antigenic polypeptide having 95%-99% identity to an amino acid sequence identified by any one of SEQ ID NO: 5-8, 12-13, 24-34, or 47-50 (Tables 3, 6, 11 and 14; see also amino acid sequences of Tables 4, 7, 12 and 15) and having membrane fusion activity.

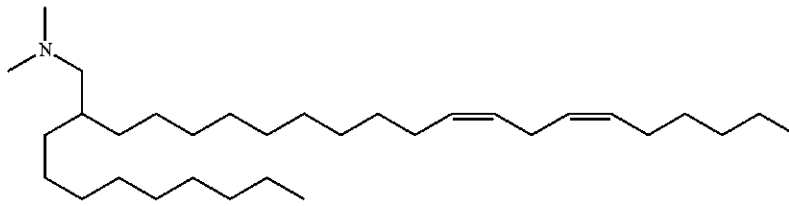
In some embodiments, at least one RNA polynucleotide encodes at least one antigenic polypeptide (e.g., at least one hMPV antigenic polypeptide, at least one PIV3 antigenic polypeptide, at least one RSV antigenic polypeptide, at least one MeV antigenic polypeptide, or at least one BetaCoV antigenic polypeptide, e.g., selected from MERS-CoV, SARS-CoV, HCoV-OC43, HCoV-229E, HCoV-NL63, HCoV-NL, HCoV-NH and HCoV-HKU1, or any combination of two or more of the foregoing antigenic polypeptides) that attaches to cell receptors.

In some embodiments, at least one RNA polynucleotide encodes at least one antigenic polypeptide (e.g., at least one

11

hMPV antigenic polypeptide, at least one PIV3 antigenic polypeptide, at least one RSV antigenic polypeptide, at least one MeV antigenic polypeptide, or at least one BetaCoV antigenic polypeptide, e.g., selected from MERS-CoV, SARS-CoV, HCoV-OC43, HCoV-229E, HCoV-NL63, HCoV-NL, HCoV-NH and HCoV-HKU1, or any combination of two or more of the foregoing antigenic polypeptides) that causes fusion of viral and cellular membranes.

In some embodiments, at least one RNA polynucleotide encodes at least one antigenic polypeptide (e.g., at least one hMPV antigenic polypeptide, at least one PIV3 antigenic



(L608)

polypeptide, at least one RSV antigenic polypeptide, at least one MeV antigenic polypeptide, or at least one BetaCoV antigenic polypeptide, e.g., selected from MERS-CoV, SARS-CoV, HCoV-OC43, HCoV-229E, HCoV-NL63, HCoV-NL, HCoV-NH and HCoV-HKU1, or any combination of two or more of the foregoing antigenic polypeptides) that is responsible for binding of the virus to a cell being infected.

Some embodiments of the present disclosure provide a vaccine that includes at least one ribonucleic acid (RNA) (e.g., mRNA) polynucleotide having an open reading frame encoding at least one antigenic polypeptide (e.g., at least one hMPV antigenic polypeptide, at least one PIV3 antigenic polypeptide, at least one RSV antigenic polypeptide, at least one MeV antigenic polypeptide, or at least one BetaCoV antigenic polypeptide, e.g., selected from MERS-CoV, SARS-CoV, HCoV-OC43, HCoV-229E, HCoV-NL63, HCoV-NL, HCoV-NH and HCoV-HKU1, or any combination of two or more of the foregoing antigenic polypeptides), at least one 5' terminal cap and at least one chemical modification, formulated within a lipid nanoparticle.

In some embodiments, a 5' terminal cap is 7mG(5')ppp(5')N1mpNp.

In some embodiments, at least one chemical modification is selected from pseudouridine, N1-methylpseudouridine, N1-ethylpseudouridine, 2-thiouridine, 4'-thiouridine, 5-methylcytosine, 5-methyluridine, 2-thio-1-methyl-1-deaza-pseudouridine, 2-thio-1-methyl-pseudouridine, 2-thio-5-aza-uridine, 2-thio-dihydropseudouridine, 2-thio-dihydrouridine, 2-thio-pseudouridine, 4-methoxy-2-thio-pseudouridine, 4-methoxy-pseudouridine, 4-thio-1-methyl-pseudouridine, 4-thio-pseudouridine, 5-aza-uridine, dihydropseudouridine, 5-methoxyuridine and 2'-O-methyluridine. In some embodiments, the chemical modification is in the 5-position of the uracil. In some embodiments, the chemical modification is a N1-methylpseudouridine. In some embodiments, the chemical modification is a N1-ethylpseudouridine.

In some embodiments, a lipid nanoparticle comprises a cationic lipid, a PEG-modified lipid, a sterol and a non-cationic lipid. In some embodiments, a cationic lipid is an ionizable cationic lipid and the non-cationic lipid is a neutral lipid, and the sterol is a cholesterol. In some embodiments,

12

a cationic lipid is selected from the group consisting of 2,2-dilinoleyl-4-dimethylaminoethyl-[1,3]-dioxolane (DLin-KC2-DMA), dilinoleyl-methyl-4-dimethylaminobutyrate (DLin-MC3-DMA), di((Z)-non-2-en-1-yl) 9-((4-(dimethylamino)butanoyl)oxy)heptadecanedioate (L319), (12Z,15Z)-N,N-dimethyl-2-nonylhenicosa-12,15-dien-1-amine (L608), and N,N-dimethyl-1-[(1S,2R)-2-octylcyclopropyl]heptadecan-8-amine (L530).

In some embodiments, the lipid is (L608).

In some embodiments, the lipid is

(L608)

polypeptide, at least one RSV antigenic polypeptide, at least one MeV antigenic polypeptide, or at least one BetaCoV antigenic polypeptide, e.g., selected from MERS-CoV, SARS-CoV, HCoV-OC43, HCoV-229E, HCoV-NL63, HCoV-NL, HCoV-NH and HCoV-HKU1, or any combination of two or more of the foregoing antigenic polypeptides) that is responsible for binding of the virus to a cell being infected.

Some embodiments of the present disclosure provide a vaccine that includes at least one ribonucleic acid (RNA) (e.g., mRNA) polynucleotide having an open reading frame encoding at least one antigenic polypeptide (e.g., at least one hMPV antigenic polypeptide, at least one PIV3 antigenic polypeptide, at least one RSV antigenic polypeptide, at least one MeV antigenic polypeptide, or at least one BetaCoV antigenic polypeptide, e.g., selected from MERS-CoV, SARS-CoV, HCoV-OC43, HCoV-229E, HCoV-NL63, HCoV-NL, HCoV-NH and HCoV-HKU1, or any combination of two or more of the foregoing antigenic polypeptides), at least one 5' terminal cap and at least one chemical modification, formulated within a lipid nanoparticle.

In some embodiments, a 5' terminal cap is 7mG(5')ppp(5')N1mpNp.

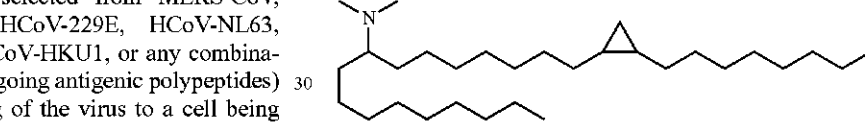
In some embodiments, at least one chemical modification is selected from pseudouridine, N1-methylpseudouridine, N1-ethylpseudouridine, 2-thiouridine, 4'-thiouridine, 5-methylcytosine, 5-methyluridine, 2-thio-1-methyl-1-deaza-pseudouridine, 2-thio-1-methyl-pseudouridine, 2-thio-5-aza-uridine, 2-thio-dihydropseudouridine, 2-thio-dihydrouridine, 2-thio-pseudouridine, 4-methoxy-2-thio-pseudouridine, 4-methoxy-pseudouridine, 4-thio-1-methyl-pseudouridine, 4-thio-pseudouridine, 5-aza-uridine, dihydropseudouridine, 5-methoxyuridine and 2'-O-methyluridine. In some embodiments, the chemical modification is in the 5-position of the uracil. In some embodiments, the chemical modification is a N1-methylpseudouridine. In some embodiments, the chemical modification is a N1-ethylpseudouridine.

In some embodiments, a lipid nanoparticle comprises a cationic lipid, a PEG-modified lipid, a sterol and a non-cationic lipid. In some embodiments, a cationic lipid is an ionizable cationic lipid and the non-cationic lipid is a neutral lipid, and the sterol is a cholesterol. In some embodiments,

In some embodiments, the lipid is (L608).

In some embodiments, the lipid is

(L608)



(L530)

In some embodiments, a lipid nanoparticle comprises compounds of Formula (I) and/or Formula (II), discussed below.

In some embodiments, a respiratory virus RNA (e.g., mRNA) vaccine is formulated in a lipid nanoparticle that comprises a compound selected from Compounds 3, 18, 20, 25, 26, 29, 30, 60, 108-112 and 122, described below.

Some embodiments of the present disclosure provide a vaccine that includes at least one RNA (e.g., mRNA) polynucleotide having an open reading frame encoding at least one antigenic polypeptide (e.g., at least one hMPV antigenic polypeptide, at least one PIV3 antigenic polypeptide, at least one RSV antigenic polypeptide, at least one MeV antigenic polypeptide, or at least one BetaCoV antigenic polypeptide, e.g., selected from MERS-CoV, SARS-CoV, HCoV-OC43, HCoV-229E, HCoV-NL63, HCoV-NL, HCoV-NH and HCoV-HKU1, or any combination of two or more of the foregoing antigenic polypeptides), wherein at least 80% (e.g., 85%, 90%, 95%, 98%, 99%) of the uracil in the open reading frame have a chemical modification, optionally wherein the vaccine is formulated in a lipid nanoparticle (e.g., a lipid nanoparticle comprises a cationic lipid, a PEG-modified lipid, a sterol and a non-cationic lipid).

In some embodiments, 100% of the uracil in the open reading frame have a chemical modification. In some embodiments, a chemical modification is in the 5-position of the uracil. In some embodiments, a chemical modification is a N1-methyl pseudouridine. In some embodiments, 100% of the uracil in the open reading frame have a N1-methyl pseudouridine in the 5-position of the uracil.

In some embodiments, an open reading frame of a RNA (e.g., mRNA) polynucleotide encodes at least two antigenic polypeptides (e.g., at least two hMPV antigenic polypeptides, at least two PIV3 antigenic polypeptides, at least two

RSV antigenic polypeptides, at least two MeV antigenic polypeptides, or at least two BetaCoV antigenic polypeptides, e.g., selected from MERS-CoV, SARS-CoV, HCoV-OC43, HCoV-229E, HCoV-NL63, HCoV-NL, HCoV-NH and HCoV-HKU1, or any combination of two or more of the foregoing antigenic polypeptides). In some embodiments, the open reading frame encodes at least five or at least ten antigenic polypeptides. In some embodiments, the open reading frame encodes at least 100 antigenic polypeptides. In some embodiments, the open reading frame encodes 2-100 antigenic polypeptides.

In some embodiments, a vaccine comprises at least two RNA (e.g., mRNA) polynucleotides, each having an open reading frame encoding at least one antigenic polypeptide (e.g., at least one hMPV antigenic polypeptide, at least one PIV3 antigenic polypeptide, at least one RSV antigenic polypeptide, at least one MeV antigenic polypeptide, or at least one BetaCoV antigenic polypeptide, e.g., selected from MERS-CoV, SARS-CoV, HCoV-OC43, HCoV-229E, HCoV-NL63, HCoV-NL, HCoV-NH and HCoV-HKU1, or any combination of two or more of the foregoing antigenic polypeptides). In some embodiments, the vaccine comprises at least five or at least ten RNA (e.g., mRNA) polynucleotides, each having an open reading frame encoding at least one antigenic polypeptide or an immunogenic fragment thereof. In some embodiments, the vaccine comprises at least 100 RNA (e.g., mRNA) polynucleotides, each having an open reading frame encoding at least one antigenic polypeptide. In some embodiments, the vaccine comprises 2-100 RNA (e.g., mRNA) polynucleotides, each having an open reading frame encoding at least one antigenic polypeptide.

In some embodiments, at least one antigenic polypeptide (e.g., at least one hMPV antigenic polypeptide, at least one PIV3 antigenic polypeptide, at least one RSV antigenic polypeptide, at least one MeV antigenic polypeptide, or at least one BetaCoV antigenic polypeptide, e.g., selected from MERS-CoV, SARS-CoV, HCoV-OC43, HCoV-229E, HCoV-NL63, HCoV-NL, HCoV-NH and HCoV-HKU1, or any combination of two or more of the foregoing antigenic polypeptides) is fused to a signal peptide. In some embodiments, the signal peptide is selected from: a HulgGk signal peptide (METPAQLLFLLLWLPDPTG; SEQ ID NO: 15); IgE heavy chain epsilon-1 signal peptide (MDWTWILFLVAAATR VHS; SEQ ID NO: 16); Japanese encephalitis PRM signal sequence (MLGSNSGQQRVVF TILLLLVA-PAYS; SEQ ID NO: 17), VSVg protein signal sequence (MKCLLYLAFLFIGVNCA; SEQ ID NO: 18) and Japanese encephalitis JEV signal sequence (MWLVSLAIVTACAGA; SEQ ID NO: 19).

In some embodiments, the signal peptide is fused to the N-terminus of at least one antigenic polypeptide. In some embodiments, a signal peptide is fused to the C-terminus of at least one antigenic polypeptide.

In some embodiments, at least one antigenic polypeptide (e.g., at least one hMPV antigenic polypeptide, at least one PIV3 antigenic polypeptide, at least one RSV antigenic polypeptide, at least one MeV antigenic polypeptide, or at least one BetaCoV antigenic polypeptide, e.g., selected from MERS-CoV, SARS-CoV, HCoV-OC43, HCoV-229E, HCoV-NL63, HCoV-NL, HCoV-NH and HCoV-HKU1, or any combination of two or more of the foregoing antigenic polypeptides) comprises a mutated N-linked glycosylation site.

Also provided herein is a RNA (e.g., mRNA) vaccine of any one of the foregoing paragraphs (e.g., a hMPV vaccine, a PIV3 vaccine, a RSV vaccine, a MeV vaccine, or a

BetaCoV vaccine, e.g., selected from MERS-CoV, SARS-CoV, HCoV-OC43, HCoV-229E, HCoV-NL63, HCoV-NL, HCoV-NH and HCoV-HKU1, or any combination of two or more of the foregoing vaccines), formulated in a nanoparticle (e.g., a lipid nanoparticle).

In some embodiments, the nanoparticle has a mean diameter of 50-200 nm. In some embodiments, the nanoparticle is a lipid nanoparticle. In some embodiments, the lipid nanoparticle comprises a cationic lipid, a PEG-modified lipid, a sterol and a non-cationic lipid. In some embodiments, the lipid nanoparticle comprises a molar ratio of about 20-60% cationic lipid, 0.5-15% PEG-modified lipid, 25-55% sterol, and 25% non-cationic lipid. In some embodiments, the cationic lipid is an ionizable cationic lipid and the non-cationic lipid is a neutral lipid, and the sterol is a cholesterol. In some embodiments, the cationic lipid is selected from 2,2-dilinoleyl-4-dimethylaminoethyl-[1,3]-dioxolane (DLin-KC2-DMA), dilinoleyl-methyl-4-dimethylaminobutyrate (DLin-MC3-DMA), and di((Z)-non-2-en-1-yl) 9-((4-(dimethylamino)butanoyl)oxy)heptadecanedioate (L319).

In some embodiments, a lipid nanoparticle comprises compounds of Formula (I) and/or Formula (II), as discussed below.

In some embodiments, a lipid nanoparticle comprises Compounds 3, 18, 20, 25, 26, 29, 30, 60, 108-112, or 122, as discussed below.

In some embodiments, the nanoparticle has a polydispersity value of less than 0.4 (e.g., less than 0.3, 0.2 or 0.1).

In some embodiments, the nanoparticle has a net neutral charge at a neutral pH value.

In some embodiments, the respiratory virus vaccine is multivalent.

Some embodiments of the present disclosure provide methods of inducing an antigen specific immune response in a subject, comprising administering to the subject any of the RNA (e.g., mRNA) vaccine as provided herein in an amount effective to produce an antigen-specific immune response. In some embodiments, the RNA (e.g., mRNA) vaccine is a hMPV vaccine, a PIV3 vaccine, a RSV vaccine, a MeV vaccine, or a BetaCoV vaccine, e.g., selected from MERS-CoV, SARS-CoV, HCoV-OC43, HCoV-229E, HCoV-NL63, HCoV-NL, HCoV-NH and HCoV-HKU1 vaccines. In some embodiments, the RNA (e.g., mRNA) vaccine is a combination vaccine comprising a combination of any two or more of the foregoing vaccines.

In some embodiments, an antigen-specific immune response comprises a T cell response or a B cell response.

In some embodiments, a method of producing an antigen-specific immune response comprises administering to a subject a single dose (no booster dose) of a RNA (e.g., mRNA) vaccine of the present disclosure. In some embodiments, the RNA (e.g., mRNA) vaccine is a hMPV vaccine, a PIV3 vaccine, a RSV vaccine, a MeV vaccine, or a BetaCoV vaccine, e.g., selected from MERS-CoV, SARS-CoV, HCoV-OC43, HCoV-229E, HCoV-NL63, HCoV-NL, HCoV-NH and HCoV-HKU1 vaccines. In some embodiments, the RNA (e.g., mRNA) vaccine is a combination vaccine comprising a combination of any two or more of the foregoing vaccines.

In some embodiments, a method further comprises administering to the subject a second (booster) dose of a RNA (e.g., mRNA) vaccine. Additional doses of a RNA (e.g., mRNA) vaccine may be administered.

In some embodiments, the subjects exhibit a seroconversion rate of at least 80% (e.g., at least 85%, at least 90%, or at least 95%) following the first dose or the second (booster)

dose of the vaccine. Seroconversion is the time period during which a specific antibody develops and becomes detectable in the blood. After seroconversion has occurred, a virus can be detected in blood tests for the antibody. During an infection or immunization, antigens enter the blood, and the immune system begins to produce antibodies in response. Before seroconversion, the antigen itself may or may not be detectable, but antibodies are considered absent. During seroconversion, antibodies are present but not yet detectable. Any time after seroconversion, the antibodies can be detected in the blood, indicating a prior or current infection.

In some embodiments, a RNA (e.g., mRNA) vaccine is administered to a subject by intradermal or intramuscular injection.

Some embodiments, of the present disclosure provide methods of inducing an antigen specific immune response in a subject, including administering to a subject a RNA (e.g., mRNA) vaccine in an effective amount to produce an antigen specific immune response in a subject. Antigen-specific immune responses in a subject may be determined, in some embodiments, by assaying for antibody titer (for titer of an antibody that binds to a hMPV, PIV3, RSV, MeV and/or BetaCoV antigenic polypeptide) following administration to the subject of any of the RNA (e.g., mRNA) vaccines of the present disclosure. In some embodiments, the anti-antigenic polypeptide antibody titer produced in the subject is increased by at least 1 log relative to a control. In some embodiments, the anti-antigenic polypeptide antibody titer produced in the subject is increased by 1-3 log relative to a control.

In some embodiments, the anti-antigenic polypeptide antibody titer produced in a subject is increased at least 2 times relative to a control. In some embodiments, the anti-antigenic polypeptide antibody titer produced in the subject is increased at least 5 times relative to a control. In some embodiments, the anti-antigenic polypeptide antibody titer produced in the subject is increased at least 10 times relative to a control. In some embodiments, the anti-antigenic polypeptide antibody titer produced in the subject is increased 2-10 times relative to a control.

In some embodiments, the control is an anti-antigenic polypeptide antibody titer produced in a subject who has not been administered a RNA (e.g., mRNA) vaccine of the present disclosure. In some embodiments, the control is an anti-antigenic polypeptide antibody titer produced in a subject who has been administered a live attenuated or inactivated hMPV, PIV3, RSV, MeV and/or BetaCoV vaccine (see, e.g., Ren J. et al. *J of Gen. Virol.* 2015; 96: 1515-1520), or wherein the control is an anti-antigenic polypeptide antibody titer produced in a subject who has been administered a recombinant or purified hMPV, PIV3, RSV, MeV and/or BetaCoV protein vaccine. In some embodiments, the control is an anti-antigenic polypeptide antibody titer produced in a subject who has been administered a hMPV, PIV3, RSV, MeV and/or BetaCoV virus-like particle (VLP) vaccine (see, e.g., Cox R G et al., *J Virol.* 2014 June; 88(11): 6368-6379).

A RNA (e.g., mRNA) vaccine of the present disclosure is administered to a subject in an effective amount (an amount effective to induce an immune response). In some embodiments, the effective amount is a dose equivalent to an at least 2-fold, at least 4-fold, at least 10-fold, at least 100-fold, at least 1000-fold reduction in the standard of care dose of a recombinant hMPV, PIV3, RSV, MeV and/or BetaCoV protein vaccine, wherein the anti-antigenic polypeptide antibody titer produced in the subject is equivalent to an

anti-antigenic polypeptide antibody titer produced in a control subject administered the standard of care dose of a recombinant hMPV, PIV3, RSV, MeV and/or BetaCoV protein vaccine, a purified hMPV, PIV3, RSV, MeV and/or BetaCoV protein vaccine, a live attenuated hMPV, PIV3, RSV, MeV and/or BetaCoV vaccine, an inactivated hMPV, PIV3, RSV, MeV and/or BetaCoV vaccine, or a hMPV, PIV3, RSV, MeV and/or BetaCoV VLP vaccine. In some embodiments, the effective amount is a dose equivalent to 2-1000-fold reduction in the standard of care dose of a recombinant hMPV, PIV3, RSV, MeV and/or BetaCoV protein vaccine, wherein the anti-antigenic polypeptide antibody titer produced in the subject is equivalent to an anti-antigenic polypeptide antibody titer produced in a control subject administered the standard of care dose of a recombinant hMPV, PIV3, RSV, MeV and/or BetaCoV protein vaccine, a purified hMPV, PIV3, RSV, MeV and/or BetaCoV protein vaccine, a live attenuated hMPV, PIV3, RSV, MeV and/or BetaCoV vaccine, an inactivated hMPV, PIV3, RSV, MeV and/or BetaCoV vaccine, or a hMPV, PIV3, RSV, MeV and/or BetaCoV VLP vaccine.

In some embodiments, the control is an anti-antigenic polypeptide antibody titer produced in a subject who has been administered a virus-like particle (VLP) vaccine comprising structural proteins of hMPV, PIV3, RSV, MeV and/or BetaCoV.

In some embodiments, the RNA (e.g., mRNA) vaccine is formulated in an effective amount to produce an antigen specific immune response in a subject.

In some embodiments, the effective amount is a total dose of 25 µg to 1000 µg, or 50 µg to 1000 µg. In some embodiments, the effective amount is a total dose of 100 µg. In some embodiments, the effective amount is a dose of 25 µg administered to the subject a total of two times. In some embodiments, the effective amount is a dose of 100 µg administered to the subject a total of two times. In some embodiments, the effective amount is a dose of 400 µg administered to the subject a total of two times. In some embodiments, the effective amount is a dose of 500 µg administered to the subject a total of two times.

In some embodiments, the efficacy (or effectiveness) of a RNA (e.g., mRNA) vaccine is greater than 60%. In some embodiments, the RNA (e.g., mRNA) polynucleotide of the vaccine at least one hMPV antigenic polypeptide, at least one PIV3 antigenic polypeptide, at least one RSV antigenic polypeptide, at least one MeV antigenic polypeptide, at least one BetaCoV antigenic polypeptide, e.g., selected from MERS-CoV, SARS-CoV, HCoV-OC43, HCoV-229E, HCoV-NL63, HCoV-NL, HCoV-NH and HCoV-HKU1, or any combination of two or more of the foregoing antigenic polypeptides.

Vaccine efficacy may be assessed using standard analyses (see, e.g., Weinberg et al., *J Infect Dis.* 2010 Jun. 1; 201(11):1607-10). For example, vaccine efficacy may be measured by double-blind, randomized, clinical controlled trials. Vaccine efficacy may be expressed as a proportionate reduction in disease attack rate (AR) between the unvaccinated (ARU) and vaccinated (ARV) study cohorts and can be calculated from the relative risk (RR) of disease among the vaccinated group with use of the following formulas:

$$\text{Efficacy} = (\text{ARU} - \text{ARV}) / \text{ARU} \times 100; \text{ and}$$

$$\text{Efficacy} = (1 - \text{RR}) \times 100.$$

Likewise, vaccine effectiveness may be assessed using standard analyses (see, e.g., Weinberg et al., *J Infect Dis.* 2010 Jun. 1; 201(11):1607-10). Vaccine effectiveness is an

assessment of how a vaccine (which may have already proven to have high vaccine efficacy) reduces disease in a population. This measure can assess the net balance of benefits and adverse effects of a vaccination program, not just the vaccine itself, under natural field conditions rather than in a controlled clinical trial. Vaccine effectiveness is proportional to vaccine efficacy (potency) but is also affected by how well target groups in the population are immunized, as well as by other non-vaccine-related factors that influence the 'real-world' outcomes of hospitalizations, ambulatory visits, or costs. For example, a retrospective case control analysis may be used, in which the rates of vaccination among a set of infected cases and appropriate controls are compared. Vaccine effectiveness may be expressed as a rate difference, with use of the odds ratio (OR) for developing infection despite vaccination:

$$\text{Effectiveness} = (1 - \text{OR}) \times 100.$$

In some embodiments, the efficacy (or effectiveness) of a RNA (e.g., mRNA) vaccine is at least 65%, at least 70%, at least 75%, at least 80%, at least 85%, or at least 90%.

In some embodiments, the vaccine immunizes the subject against hMPV, PIV3, RSV, MeV, BetaCoV (e.g., selected from MERS-CoV, SARS-CoV, HCoV-OC43, HCoV-229E, HCoV-NL63, HCoV-NL, HCoV-NH and HCoV-HKU1), or any combination of two or more of the foregoing viruses for up to 2 years. In some embodiments, the vaccine immunizes the subject against hMPV, PIV3, RSV, MeV, BetaCoV (e.g., selected from MERS-CoV, SARS-CoV, HCoV-OC43, HCoV-229E, HCoV-NL63, HCoV-NL, HCoV-NH and HCoV-HKU1), or any combination of two or more of the foregoing viruses for more than 2 years, more than 3 years, more than 4 years, or for 5-10 years.

In some embodiments, the subject is about 5 years old or younger. For example, the subject may be between the ages of about 1 year and about 5 years (e.g., about 1, 2, 3, 5 or 5 years), or between the ages of about 6 months and about 1 year (e.g., about 6, 7, 8, 9, 10, 11 or 12 months). In some embodiments, the subject is about 12 months or younger (e.g., 12, 11, 10, 9, 8, 7, 6, 5, 4, 3, 2 months or 1 month). In some embodiments, the subject is about 6 months or younger.

In some embodiments, the subject was born full term (e.g., about 37-42 weeks). In some embodiments, the subject was born prematurely, for example, at about 36 weeks of gestation or earlier (e.g., about 36, 35, 34, 33, 32, 31, 30, 29, 28, 27, 26 or 25 weeks). For example, the subject may have been born at about 32 weeks of gestation or earlier. In some embodiments, the subject was born prematurely between about 32 weeks and about 36 weeks of gestation. In such subjects, a RNA (e.g., mRNA) vaccine may be administered later in life, for example, at the age of about 6 months to about 5 years, or older.

In some embodiments, the subject is pregnant (e.g., in the first, second or third trimester) when administered a RNA (e.g., mRNA) vaccine. Viruses such as hMPV, PIV3 and RSV causes infections of the lower respiratory tract, mainly in infants and young children. One-third of RSV related deaths, for example, occur in the first year of life, with 99 percent of these deaths occurring in low-resource countries. It's so widespread in the United States that nearly all children become infected with the virus before their second birthdays. Thus, the present disclosure provides RNA (e.g., mRNA) vaccines for maternal immunization to improve mother-to-child transmission of protection against the virus.

In some embodiments, the subject is a young adult between the ages of about 20 years and about 50 years (e.g., about 20, 25, 30, 35, 40, 45 or 50 years old).

In some embodiments, the subject is an elderly subject about 60 years old, about 70 years old, or older (e.g., about 60, 65, 70, 75, 80, 85 or 90 years old).

In some embodiments, the subject has a chronic pulmonary disease (e.g., chronic obstructive pulmonary disease (COPD) or asthma). Two forms of COPD include chronic bronchitis, which involves a long-term cough with mucus, and emphysema, which involves damage to the lungs over time. Thus, a subject administered a RNA (e.g., mRNA) vaccine may have chronic bronchitis or emphysema.

In some embodiments, the subject has been exposed to hMPV, PIV3, RSV, MeV, BetaCoV (e.g., selected from MERS-CoV, SARS-CoV, HCoV-OC43, HCoV-229E, HCoV-NL63, HCoV-NL, HCoV-NH and HCoV-HKU1), or any combination of two or more of the foregoing viruses; the subject is infected with hMPV, PIV3, RSV, MeV, BetaCoV (e.g., selected from MERS-CoV, SARS-CoV, HCoV-OC43, HCoV-229E, HCoV-NL63, HCoV-NL, HCoV-NH and HCoV-HKU1), or any combination of two or more of the foregoing viruses; or subject is at risk of infection by hMPV, PIV3, RSV, MeV, BetaCoV (e.g., selected from MERS-CoV, SARS-CoV, HCoV-OC43, HCoV-229E, HCoV-NL63, HCoV-NL, HCoV-NH and HCoV-HKU1), or any combination of two or more of the foregoing viruses.

In some embodiments, the subject is immunocompromised (has an impaired immune system, e.g., has an immune disorder or autoimmune disorder).

In some embodiments the nucleic acid vaccines described herein are chemically modified. In other embodiments the nucleic acid vaccines are unmodified.

Yet other aspects provide compositions for and methods of vaccinating a subject comprising administering to the subject a nucleic acid vaccine comprising one or more RNA polynucleotides having an open reading frame encoding a first respiratory virus antigenic polypeptide, wherein the RNA polynucleotide does not include a stabilization element, and wherein an adjuvant is not coformulated or co-administered with the vaccine.

In other aspects the invention is a composition for or method of vaccinating a subject comprising administering to the subject a nucleic acid vaccine comprising one or more RNA polynucleotides having an open reading frame encoding a first antigenic polypeptide wherein a dosage of between 10 µg/kg and 400 µg/kg of the nucleic acid vaccine is administered to the subject. In some embodiments the dosage of the RNA polynucleotide is 1-5 µg, 5-10 µg, 10-15 µg, 15-20 µg, 20-25 µg, 20-50 µg, 30-50 µg, 40-50 µg, 40-60 µg, 60-80 µg, 60-100 µg, 50-100 µg, 80-120 µg, 40-120 µg, 40-150 µg, 50-150 µg, 50-200 µg, 80-200 µg, 100-200 µg, 120-250 µg, 150-250 µg, 180-280 µg, 200-300 µg, 50-300 µg, 80-300 µg, 100-300 µg, 40-300 µg, 50-350 µg, 100-350 µg, 200-350 µg, 300-350 µg, 320-400 µg, 40-380 µg, 40-100 µg, 100-400 µg, 200-400 µg, or 300-400 µg per dose. In some embodiments, the nucleic acid vaccine is administered to the subject by intradermal or intramuscular injection. In some embodiments, the nucleic acid vaccine is administered to the subject on day zero. In some embodiments, a second dose of the nucleic acid vaccine is administered to the subject on day twenty one.

In some embodiments, a dosage of 25 micrograms of the RNA polynucleotide is included in the nucleic acid vaccine administered to the subject. In some embodiments, a dosage of 100 micrograms of the RNA polynucleotide is included in the nucleic acid vaccine administered to the subject. In some

embodiments, a dosage of 50 micrograms of the RNA polynucleotide is included in the nucleic acid vaccine administered to the subject. In some embodiments, a dosage of 75 micrograms of the RNA polynucleotide is included in the nucleic acid vaccine administered to the subject. In some 5 embodiments, a dosage of 150 micrograms of the RNA polynucleotide is included in the nucleic acid vaccine administered to the subject. In some embodiments, a dosage of 400 micrograms of the RNA polynucleotide is included in the nucleic acid vaccine administered to the subject. In some 10 embodiments, a dosage of 200 micrograms of the RNA polynucleotide is included in the nucleic acid vaccine administered to the subject. In some embodiments, the RNA polynucleotide accumulates at a 100 fold higher level in the local lymph node in comparison with the distal lymph node. In other embodiments the nucleic acid vaccine is chemically modified and in other embodiments the nucleic acid vaccine is not chemically modified.

Aspects of the invention provide a nucleic acid vaccine comprising one or more RNA polynucleotides having an open reading frame encoding a first antigenic polypeptide, wherein the RNA polynucleotide does not include a stabilization element, and a pharmaceutically acceptable carrier or excipient, wherein an adjuvant is not included in the vaccine. In some embodiments, the stabilization element is a histone stem-loop. In some embodiments, the stabilization element is a nucleic acid sequence having increased GC content relative to wild type sequence.

Aspects of the invention provide nucleic acid vaccines comprising one or more RNA polynucleotides having an open reading frame encoding a first antigenic polypeptide, wherein the RNA polynucleotide is present in the formulation for in vivo administration to a host, which confers an antibody titer superior to the criterion for seroprotection for the first antigen for an acceptable percentage of human 35 subjects. In some embodiments, the antibody titer produced by the mRNA vaccines of the invention is a neutralizing antibody titer. In some embodiments the neutralizing antibody titer is greater than a protein vaccine. In other embodiments the neutralizing antibody titer produced by the mRNA 40 vaccines of the invention is greater than an adjuvanted protein vaccine. In yet other embodiments the neutralizing antibody titer produced by the mRNA vaccines of the invention is 1,000-10,000, 1,200-10,000, 1,400-10,000, 1,500-10,000, 1,000-5,000, 1,000-4,000, 1,800-10,000, 2,000-10,000, 2,000-5,000, 2,000-3,000, 2,000-4,000, 3,000-5,000, 3,000-4,000, or 2,000-2,500. A neutralization titer is typically expressed as the highest serum dilution required to achieve a 50% reduction in the number of plaques.

Also provided are nucleic acid vaccines comprising one or more RNA polynucleotides having an open reading frame encoding a first antigenic polypeptide, wherein the RNA polynucleotide is present in a formulation for in vivo administration to a host for eliciting a longer lasting high antibody titer than an antibody titer elicited by an mRNA vaccine 55 having a stabilizing element or formulated with an adjuvant and encoding the first antigenic polypeptide. In some embodiments, the RNA polynucleotide is formulated to produce a neutralizing antibodies within one week of a single administration. In some embodiments, the adjuvant is selected from a cationic peptide and an immunostimulatory nucleic acid. In some embodiments, the cationic peptide is protamine.

Aspects provide nucleic acid vaccines comprising one or more RNA polynucleotides having an open reading frame comprising at least one chemical modification or optionally no nucleotide modification, the open reading frame encod-

ing a first antigenic polypeptide, wherein the RNA polynucleotide is present in the formulation for in vivo administration to a host such that the level of antigen expression in the host significantly exceeds a level of antigen expression produced by an mRNA vaccine having a stabilizing element or formulated with an adjuvant and encoding the first antigenic polypeptide.

Other aspects provide nucleic acid vaccines comprising one or more RNA polynucleotides having an open reading frame comprising at least one chemical modification or optionally no nucleotide modification, the open reading frame encoding a first antigenic polypeptide, wherein the vaccine has at least 10 fold less RNA polynucleotide than is required for an unmodified mRNA vaccine to produce an equivalent antibody titer. In some embodiments, the RNA polynucleotide is present in a dosage of 25-100 micrograms.

Aspects of the invention also provide a unit of use vaccine, comprising between 10 ug and 400 ug of one or more RNA polynucleotides having an open reading frame comprising at least one chemical modification or optionally no nucleotide modification, the open reading frame encoding a first antigenic polypeptide, and a pharmaceutically acceptable carrier or excipient, formulated for delivery to a human subject. In some embodiments, the vaccine further comprises a cationic lipid nanoparticle.

Aspects of the invention provide methods of creating, maintaining or restoring antigenic memory to a respiratory virus strain in an individual or population of individuals comprising administering to said individual or population an antigenic memory booster nucleic acid vaccine comprising (a) at least one RNA polynucleotide, said polynucleotide comprising at least one chemical modification or optionally no nucleotide modification and two or more codon-optimized open reading frames, said open reading frames encoding a set of reference antigenic polypeptides, and (b) optionally a pharmaceutically acceptable carrier or excipient. In some embodiments, the vaccine is administered to the individual via a route selected from the group consisting of intramuscular administration, intradermal administration and subcutaneous administration. In some embodiments, the administering step comprises contacting a muscle tissue of the subject with a device suitable for injection of the composition. In some embodiments, the administering step comprises contacting a muscle tissue of the subject with a device suitable for injection of the composition in combination with electroporation.

Aspects of the invention provide methods of vaccinating a subject comprising administering to the subject a single dosage of between 25 ug/kg and 400 ug/kg of a nucleic acid vaccine comprising one or more RNA polynucleotides having an open reading frame encoding a first antigenic polypeptide in an effective amount to vaccinate the subject.

Other aspects provide nucleic acid vaccines comprising one or more RNA polynucleotides having an open reading frame comprising at least one chemical modification, the open reading frame encoding a first antigenic polypeptide, wherein the vaccine has at least 10 fold less RNA polynucleotide than is required for an unmodified mRNA vaccine to produce an equivalent antibody titer. In some 60 embodiments, the RNA polynucleotide is present in a dosage of 25-100 micrograms.

Other aspects provide nucleic acid vaccines comprising an LNP formulated RNA polynucleotide having an open reading frame comprising no nucleotide modifications (unmodified), the open reading frame encoding a first antigenic polypeptide, wherein the vaccine has at least 10 fold less RNA polynucleotide than is required for an unmodified

mRNA vaccine not formulated in a LNP to produce an equivalent antibody titer. In some embodiments, the RNA polynucleotide is present in a dosage of 25-100 micrograms.

The data presented in the Examples demonstrate significant enhanced immune responses using the formulations of the invention. Both chemically modified and unmodified RNA vaccines are useful according to the invention. Surprisingly, in contrast to prior art reports that it was preferable to use chemically unmodified mRNA formulated in a carrier for the production of vaccines, it is described herein that chemically modified mRNA-LNP vaccines required a much lower effective mRNA dose than unmodified mRNA, i.e., tenfold less than unmodified mRNA when formulated in carriers other than LNP. Both the chemically modified and unmodified RNA vaccines of the invention produce better immune responses than mRNA vaccines formulated in a different lipid carrier.

In other aspects the invention encompasses a method of treating an elderly subject age 60 years or older comprising administering to the subject a nucleic acid vaccine comprising one or more RNA polynucleotides having an open reading frame encoding a respiratory virus antigenic polypeptide in an effective amount to vaccinate the subject.

In other aspects the invention encompasses a method of treating a young subject age 17 years or younger comprising administering to the subject a nucleic acid vaccine comprising one or more RNA polynucleotides having an open reading frame encoding a respiratory virus antigenic polypeptide in an effective amount to vaccinate the subject.

In other aspects the invention encompasses a method of treating an adult subject comprising administering to the subject a nucleic acid vaccine comprising one or more RNA polynucleotides having an open reading frame encoding a respiratory virus antigenic polypeptide in an effective amount to vaccinate the subject.

In some aspects the invention is a method of vaccinating a subject with a combination vaccine including at least two nucleic acid sequences encoding respiratory antigens wherein the dosage for the vaccine is a combined therapeutic dosage wherein the dosage of each individual nucleic acid encoding an antigen is a sub therapeutic dosage. In some embodiments, the combined dosage is 25 micrograms of the RNA polynucleotide in the nucleic acid vaccine administered to the subject. In some embodiments, the combined dosage is 100 micrograms of the RNA polynucleotide in the nucleic acid vaccine administered to the subject. In some embodiments the combined dosage is 50 micrograms of the RNA polynucleotide in the nucleic acid vaccine administered to the subject. In some embodiments, the combined dosage is 75 micrograms of the RNA polynucleotide in the nucleic acid vaccine administered to the subject. In some embodiments, the combined dosage is 150 micrograms of the RNA polynucleotide in the nucleic acid vaccine administered to the subject. In some embodiments, the combined dosage is 400 micrograms of the RNA polynucleotide in the nucleic acid vaccine administered to the subject. In some embodiments, the sub therapeutic dosage of each individual nucleic acid encoding an antigen is 1, 2, 3, 4, 5, 6, 7, 8, 9, 10, 11, 12, 13, 14, 15, 16, 17, 18, 19, or 20 micrograms. In other embodiments the nucleic acid vaccine is chemically modified and in other embodiments the nucleic acid vaccine is not chemically modified.

The RNA polynucleotide is one of SEQ ID NO: 1-4, 9-12, 20-23, 35-46, 57-61, and 64-80 and includes at least one chemical modification. In other embodiments the RNA polynucleotide is one of SEQ ID NO: 1-4, 9-12, 20-23, 35-46, 57-61, and 64-80 and does not include any nucleotide

modifications, or is unmodified. In yet other embodiments the at least one RNA polynucleotide encodes an antigenic protein of any of SEQ ID NO: 5-8, 12-13, 24-34, and 47-50 and includes at least one chemical modification. In other embodiments the RNA polynucleotide encodes an antigenic protein of any of SEQ ID NO: 5-8, 12-13, 24-34, and 47-50 and does not include any nucleotide modifications, or is unmodified.

In preferred aspects, vaccines of the invention (e.g., LNP-encapsulated mRNA vaccines) produce prophylactically- and/or therapeutically- efficacious levels, concentrations and/or titers of antigen-specific antibodies in the blood or serum of a vaccinated subject. As defined herein, the term antibody titer refers to the amount of antigen-specific antibody produced in a subject, e.g., a human subject. In exemplary embodiments, antibody titer is expressed as the inverse of the greatest dilution (in a serial dilution) that still gives a positive result. In exemplary embodiments, antibody titer is determined or measured by enzyme-linked immunosorbent assay (ELISA). In exemplary embodiments, antibody titer is determined or measured by neutralization assay, e.g., by microneutralization assay. In certain aspects, antibody titer measurement is expressed as a ratio, such as 1:40, 1:100, etc. In exemplary embodiments of the invention, an efficacious vaccine produces an antibody titer of greater than 1:40, greater than 1:100, greater than 1:400, greater than 1:1000, greater than 1:2000, greater than 1:3000, greater than 1:4000, greater than 1:5000, greater than 1:6000, greater than 1:7500, greater than 1:10000. In exemplary embodiments, the antibody titer is produced or reached by 10 days following vaccination, by 20 days following vaccination, by 30 days following vaccination, by 40 days following vaccination, or by 50 or more days following vaccination. In exemplary embodiments, the titer is produced or reached following a single dose of vaccine administered to the subject. In other embodiments, the titer is produced or reached following multiple doses, e.g., following a first and a second dose (e.g., a booster dose.) In exemplary aspects of the invention, antigen-specific antibodies are measured in units of $\mu\text{g/ml}$ or are measured in units of IU/L (International Units per liter) or mIU/ml (milli International Units per ml). In exemplary embodiments of the invention, an efficacious vaccine produces $>0.5 \mu\text{g/ml}$, $>0.1 \mu\text{g/ml}$, $>0.2 \mu\text{g/ml}$, $>0.35 \mu\text{g/ml}$, $>0.5 \mu\text{g/ml}$, $>1 \mu\text{g/ml}$, $>2 \mu\text{g/ml}$, $>5 \mu\text{g/ml}$ or $>10 \mu\text{g/ml}$. In exemplary embodiments of the invention, an efficacious vaccine produces $>10 \text{ mIU/ml}$, $>20 \text{ mIU/ml}$, $>50 \text{ mIU/ml}$, $>100 \text{ mIU/ml}$, $>200 \text{ mIU/ml}$, $>500 \text{ mIU/ml}$ or $>1000 \text{ mIU/ml}$. In exemplary embodiments, the antibody level or concentration is produced or reached by 10 days following vaccination, by 20 days following vaccination, by 30 days following vaccination, by 40 days following vaccination, or by 50 or more days following vaccination. In exemplary embodiments, the level or concentration is produced or reached following a single dose of vaccine administered to the subject. In other embodiments, the level or concentration is produced or reached following multiple doses, e.g., following a first and a second dose (e.g., a booster dose.) In exemplary embodiments, antibody level or concentration is determined or measured by enzyme-linked immunosorbent assay (ELISA). In exemplary embodiments, antibody level or concentration is determined or measured by neutralization assay, e.g., by microneutralization assay.

The details of various embodiments of the disclosure are set forth in the description below. Other features, objects,

and advantages of the disclosure will be apparent from the description and from the claims.

BRIEF DESCRIPTION OF THE DRAWINGS

The foregoing and other objects, features and advantages will be apparent from the following description of particular embodiments of the disclosure, as illustrated in the accompanying drawings in which like reference characters refer to the same parts throughout the different views. The drawings are not necessarily to scale, emphasis instead being placed upon illustrating the principles of various embodiments of the disclosure.

FIG. 1 shows a schematic of one example of a RNA (e.g. mRNA) vaccine construct of the present disclosure. The construct depicts a human metapneumovirus and human respiratory syncytial virus full length fusion protein obtained from wild-type strains (*The Journal of General Virology*, 2008; 89(Pt 12):3113-3118, incorporated herein by reference).

FIGS. 2A-2C are graphs showing the levels of anti-hMPV fusion protein-specific antibodies in the serum of mice immunized with hMPV mRNA vaccines on day 0 (FIG. 2A), day 14 (FIG. 2B) and day 35 (FIG. 2C) post immunization. The mice were immunized with a single dose (2 μ g or 10 μ g) on day 0 and were given a boost dose (2 μ g or 10 μ g) on day 21. hMPV fusion protein-specific antibodies were detected at up to 1:10000 dilution of serum on day 35 for both doses.

FIGS. 3A-3C are graphs showing the result of IgG isotyping in the serum of mice immunized with hMPV mRNA vaccines. The levels of hMPV fusion protein-specific IgG2a (FIG. 3A) and IgG1 (FIG. 3B) antibodies in the serum are measured by ELISA. FIG. 3C shows that hMPV fusion protein mRNA vaccine induced a mixed Th1/Th2 cytokine response with a Th1 bias.

FIG. 4 is a graph showing in vitro neutralization of a hMPV B2 strain (TN/91-316) using the sera of mice immunized with a mRNA vaccine encoding hMPV fusion protein. Mouse serum obtained from mice receiving a 10 μ g or a 2 μ g dose contained hMPV-neutralizing antibodies.

FIGS. 5A-5C are graphs showing a Th1 cytokine response induced by a hMPV fusion peptide pool (15-mers-50 (overlap)) in splenocytes isolated from mice immunized with the hMPV mRNA vaccines. Virus-free media was used as a negative control and Concanavalin A (ConA, a positive control for splenocyte stimulation) was included. The cytokines tested included IFN- γ (FIG. 5A), IL-2 (FIG. 5B) and IL12 (FIG. 5C).

FIGS. 6A-6E are graphs showing the Th2 cytokine response induced by a hMPV fusion peptide pool (15-mers-50) in splenocytes isolated from mice immunized with the hMPV mRNA vaccines. Virus-free media was used as a negative control and Concanavalin A was also included. The cytokines tested included IL-10 (FIG. 6A), TNF- α (FIG. 6B), IL4 (FIG. 6C), IL-5 (FIG. 6D) and IL-6 (FIG. 6E).

FIGS. 7A-7C are graphs showing the Th1 response induced by inactivated hMPV virus in splenocytes isolated from mice immunized with hMPV mRNA vaccines. Virus-free media was used as a negative control and Concanavalin A was included. The cytokines tested included IFN- γ (FIG. 7A), IL-2 (FIG. 7B) and IL12 (FIG. 7C).

FIGS. 8A-8E are graphs showing the Th2 response induced by inactivated hMPV virus in splenocytes isolated from mice immunized with the hMPV mRNA vaccines. Virus-free media was used as a negative control and Concanavalin A was included. The cytokines tested include

IL-10 (FIG. 8A), TNF- α (FIG. 8B), IL4 (FIG. 8C), IL-5 (FIG. 8D) and IL-6 (FIG. 8E).

FIGS. 9A-9B are graphs showing the results of cotton rat challenge experiments. Two different doses of the hMPV mRNA vaccines were used (2 μ g or 10 μ g doses) to immunize the cotton rats before challenge. The hMPV mRNA vaccines reduced the viral titer in the lung and nose of the cotton rat, with the 10 μ g dose being more effective in reducing viral titer. Use of a 10 μ g dose resulted in 100% protection in the lung and a ~2 log reduction in nose viral titer. Use of a 2 μ g dose resulted in a 1 log reduction in lung viral titer and no reduction in nose viral titer. The vaccine was administered on Day 0, and a boost was administered on Day 21.

FIG. 10 is a graph showing the lung histopathology of cotton rats that received hMPV mRNA vaccines. Pathology associated with vaccine-enhanced disease was not observed in immunized groups.

FIG. 11 is a graph showing hMPV neutralization antibody titers in cotton rats that received hMPV mRNA vaccines (2 μ g or 10 μ g doses) on days 35 and 42 post immunization.

FIG. 12 is a graph showing the lung and nose viral load in cotton rats challenged with a hMPV/A2 strain after immunization with the indicated mRNA vaccines (hMPV mRNA vaccine or hMPV/PIV mRNA combination vaccine). Vaccinated cotton rats showed reduced lung and nose viral loads after challenge, compared to control.

FIG. 13 is a graph showing the lung and nose viral load in cotton rats challenged with PIV3 strain after immunization with indicated mRNA vaccines (PIV mRNA vaccine or hMPV/PIV combination vaccine). Vaccinated cotton rats showed reduced lung and nose viral loads after challenge, compared to control.

FIG. 14 is a graph showing hMPV neutralizing antibody titers in cotton rats that received different dosages of hMPV mRNA vaccines or hMPV/PIV combination mRNA vaccines on day 42 post immunization. The dosages of the vaccine are indicated in Table 9.

FIG. 15 is a graph showing PIV3 neutralizing antibody titers in cotton rats that received different dosages of PIV mRNA vaccines or hMPV/PIV combination mRNA vaccines on day 42 post immunization. The dosages of the vaccine are indicated in Table 9.

FIG. 16 is a graph showing the lung histopathology score of cotton rats immunized with hMPV mRNA vaccines, PIV mRNA vaccines or hMPV/PIV combination mRNA vaccines as indicated in Table 9. Low occurrence of alevolitis and interstitial pneumonia was observed, indicating no antibody-dependent enhancement (ADE) of hMPV associated diseases.

FIG. 17 is a graph showing the reciprocal MERS-CoV neutralizing antibody titers in mice immunized with beta-coronavirus mRNA vaccine encoding the MERS-CoV full-length Spike protein, on days 0, 21, 42, and 56 post immunization.

FIG. 18 is a graph showing the reciprocal MERS-CoV neutralizing antibody titers in mice immunized with beta-coronavirus mRNA vaccine encoding either the MERS-CoV full-length Spike protein, or the S2 subunit of the Spike protein. The full length spike protein induced a stronger immune response compared to the S2 subunit alone.

FIGS. 19A-19C are graphs showing the viral load in the nose and throat, the bronchoalveolar lavage (BAL), or the lungs of New Zealand white rabbits 4 days post challenge with MERS-CoV. The New Zealand white rabbits were immunized with one 20 μ g-dose (on day 0) or two 20 μ g-doses (on day 0 and 21) of MERS-CoV mRNA vaccine

encoding the full-length Spike protein before challenge. FIG. 19A shows that two doses of MERS-CoV mRNA vaccine resulted in a 3 log reduction of viral load in the nose and led to complete protection in the throat of the New Zealand white rabbits. FIG. 19B shows that two doses of MERS-CoV mRNA vaccine resulted in a 4 log reduction of viral load in the BAL of the New Zealand white rabbits. FIG. 19C show one dose of MERS-CoV mRNA vaccine resulted in a 2 log reduction of viral load, while two doses of MERS-CoV mRNA vaccine resulted in an over 4 log reduction of viral load in the lungs of the New Zealand white rabbits.

FIGS. 20A-20B are images and graphs showing viral load or replicating virus detected by PCR in the lungs of New Zealand white rabbits 4 days post challenge with MERS-CoV. The New Zealand white rabbits were immunized with a single 20 µg dose (on day 0, Group 1a) of MERS-CoV mRNA vaccine encoding the full-length Spike protein, two 20 µg doses (on day 0 and 21, Group 1b) of MERS-CoV mRNA vaccine encoding the full-length Spike protein, or placebo (Group 2) before challenge. FIG. 20A shows that two doses of 20 µg a MERS-CoV mRNA vaccine reduced over 99% (2 log) of viruses in the lungs of New Zealand white rabbits. FIG. 20B shows that the group of New Zealand white rabbits that received 2 doses of 20 µg MERS-CoV mRNA vaccine did not have any detectable replicating MERS-CoV virus in their lungs.

FIG. 21 is a graph showing the MERS-CoV neutralizing antibody titers in New Zealand white rabbits immunized with MERS-CoV mRNA vaccine encoding the full-length Spike protein. Immunization of the in New Zealand white rabbits were carried out as described in FIGS. 21A-21C. The results show that two doses of 20 µg MERS-CoV mRNA vaccine induced a significant amount of neutralizing antibodies against MERS-CoV (EC₅₀ between 500-1000). The MERS-CoV mRNA vaccine induced antibody titer is 3-5 fold better than any other vaccines tested in the same model.

DETAILED DESCRIPTION

The present disclosure provides, in some embodiments, vaccines that comprise RNA (e.g., mRNA) polynucleotides encoding a human metapneumovirus (hMPV) antigenic polypeptide, a parainfluenza virus type 3 (PIV3) antigenic polypeptide, a respiratory syncytial virus (RSV) antigenic polypeptide, a measles virus (MeV) antigenic polypeptide, or a betacoronavirus antigenic polypeptide (e.g., Middle East respiratory syndrome coronavirus (MERS-CoV), SARS-CoV, human coronavirus (HCoV)-OC43, HCoV-229E, HCoV-NL63, HCoV-NL, HCoV-NH (New Haven) and HCoV-HKU1) (see, e.g., Esper F. et al. *Emerging Infectious Diseases*, 12(5), 2006; and Pyrc K. et al. *Journal of Virology*, 81(7):3051-57, 2007, the contents of each of which is here incorporated by reference in their entirety). The present disclosure also provides, in some embodiments, combination vaccines that comprise at least one RNA (e.g., mRNA) polynucleotide encoding at least two antigenic polypeptides selected from hMPV antigenic polypeptides, PIV3 antigenic polypeptides, RSV antigenic polypeptides, MeV antigenic polypeptides and BetaCoV antigenic polypeptides. Also provided herein are methods of administering the RNA (e.g., mRNA) vaccines, methods of producing the RNA (e.g., mRNA) vaccines, compositions (e.g., pharmaceutical compositions) comprising the RNA (e.g., mRNA) vaccines, and nucleic acids (e.g., DNA) encoding the RNA

(e.g., mRNA) vaccines. In some embodiments, a RNA (e.g., mRNA) vaccine comprises an adjuvant, such as a flagellin adjuvant, as provided herein.

The RNA (e.g., mRNA) vaccines (e.g., hMPV, PIV3, RSV, MeV, BetaCoV RNA vaccines and combinations thereof), in some embodiments, may be used to induce a balanced immune response, comprising both cellular and humoral immunity, without many of the risks associated with DNA vaccination.

The entire contents of International Application No. PCT/US2015/02740 is incorporated herein by reference. Human Metapneumovirus (hMPV)

hMPV shares substantial homology with respiratory syncytial virus (RSV) in its surface glycoproteins. hMPV fusion protein (F) is related to other paramyxovirus fusion proteins and appears to have homologous regions that may have similar functions. The hMPV fusion protein amino acid sequence contains features characteristic of other paramyxovirus F proteins, including a putative cleavage site and potential N-linked glycosylation sites. Paramyxovirus fusion proteins are synthesized as inactive precursors (F0) that are cleaved by host cell proteases into the biologically fusion-active F1 and F2 domains (see, e.g., Cseke G. et al. *Journal of Virology* 2007; 81(2):698-707, incorporated herein by reference). hMPV has one putative cleavage site, in contrast to the two sites established for RSV F, and only shares 34% amino acid sequence identity with RSV F. F2 is extracellular and disulfide linked to F1. Fusion proteins are type I glycoproteins existing as trimers, with two 4-3 heptad repeat domains at the N- and C-terminal regions of the protein (HR1 and HR2), which form coiled-coil alpha-helices. These coiled coils become apposed in an antiparallel fashion when the protein undergoes a conformational change into the fusogenic state. There is a hydrophobic fusion peptide N proximal to the N-terminal heptad repeat, which is thought to insert into the target cell membrane, while the association of the heptad repeats brings the transmembrane domain into close proximity, inducing membrane fusion (see, e.g., Baker, K A et al. *Mol. Cell* 1999; 3:309-319). This mechanism has been proposed for a number of different viruses, including RSV, influenza virus, and human immunodeficiency virus. Fusion proteins are major antigenic determinants for all known paramyxoviruses and for other viruses that possess similar fusion proteins such as human immunodeficiency virus, influenza virus, and Ebola virus.

In some embodiments, a hMPV vaccine of the present disclosure comprises a RNA (e.g., mRNA) polynucleotide encoding hMPV fusion protein (F). In some embodiments, a hMPV vaccine of the present disclosure comprises a RNA (e.g., mRNA) polynucleotide encoding a F1 or F2 subunit of a hMPV F protein. In some embodiments, a hMPV vaccine of the present disclosure comprises a RNA (e.g., mRNA) polynucleotide encoding hMPV glycoprotein (G). In some embodiments, a hMPV vaccine of the present disclosure comprises a RNA (e.g., mRNA) polynucleotide encoding hMPV matrix protein (M). In some embodiments, a hMPV vaccine of the present disclosure comprises a RNA (e.g., mRNA) polynucleotide encoding hMPV phosphoprotein (P). In some embodiments, a hMPV vaccine of the present disclosure comprises a RNA (e.g., mRNA) polynucleotide encoding hMPV nucleoprotein (N). In some embodiments, a hMPV vaccine of the present disclosure comprises a RNA (e.g., mRNA) polynucleotide encoding hMPV SH protein (SH).

In some embodiments, a hMPV vaccine of the present disclosure comprises a RNA (e.g., mRNA) polynucleotide encoding F protein, G protein, M protein, P protein, N protein and SH protein.

In some embodiments, a hMPV vaccine of the present disclosure comprises a RNA (e.g., mRNA) polynucleotide encoding F protein and G protein. In some embodiments, a hMPV vaccine of the present disclosure comprises a RNA (e.g., mRNA) polynucleotide encoding F protein and M protein. In some embodiments, a hMPV vaccine of the present disclosure comprises a RNA (e.g., mRNA) polynucleotide encoding F protein and P protein.

In some embodiments, a hMPV vaccine of the present disclosure comprises a RNA (e.g., mRNA) polynucleotide encoding F protein and N protein. In some embodiments, a hMPV vaccine of the present disclosure comprises a RNA (e.g., mRNA) polynucleotide encoding F protein and SH protein.

In some embodiments, a hMPV vaccine of the present disclosure comprises a RNA (e.g., mRNA) polynucleotide encoding G protein and M protein. In some embodiments, a hMPV vaccine of the present disclosure comprises a RNA (e.g., mRNA) polynucleotide encoding G protein and P protein. In some embodiments, a hMPV vaccine of the present disclosure comprises a RNA (e.g., mRNA) polynucleotide encoding G protein and N protein. In some embodiments, a hMPV vaccine of the present disclosure comprises a RNA (e.g., mRNA) polynucleotide encoding G protein and SH protein.

In some embodiments, a hMPV vaccine of the present disclosure comprises a RNA (e.g., mRNA) polynucleotide encoding F protein, G protein and M protein. In some embodiments, a hMPV vaccine of the present disclosure comprises a RNA (e.g., mRNA) polynucleotide encoding F protein, G protein and P protein. In some embodiments, a hMPV vaccine of the present disclosure comprises a RNA (e.g., mRNA) polynucleotide encoding F protein, G protein and N protein. In some embodiments, a hMPV vaccine of the present disclosure comprises a RNA (e.g., mRNA) polynucleotide encoding F protein, G protein and SH protein.

A hMPV vaccine may comprise, for example, at least one RNA (e.g., mRNA) polynucleotide having an open reading frame encoding at least one hMPV antigenic polypeptide identified by any one of SEQ ID NO: 5-8 (Table 3; see also amino acid sequences of Table 4).

A hMPV vaccine may comprise, for example, at least one RNA (e.g., mRNA) polynucleotide encoded by a nucleic acid (e.g., DNA) identified by any one of SEQ ID NO: 1-4 (Table 2).

The present disclosure is not limited by a particular strain of hMPV. The strain of hMPV used in a vaccine may be any strain of hMPV. Non-limiting examples of strains of hMPV for use as provide herein include the CAN98-75 (CAN75) and the CAN97-83 (CAN83) hMPV strains (Skiadopoulos M H et al. *J Virol.* 20014; 78(13):6927-37, incorporated herein by reference), a hMPV A1, A2, B1 or B2 strain (see, e.g., de Graaf M et al. *The Journal of General Virology* 2008; 89:975-83; Peret T C T et al. *The Journal of Infectious Disease* 2002; 185:1660-63, incorporated herein by reference), a hMPV isolate TN/92-4 (e.g., SEQ ID NO: 1 and 5), a hMPV isolate NL/1/99 (e.g., SEQ ID NO: 2 and 6), or a hMPV isolate PER/CFI0497/2010/B (e.g., SEQ ID NO: 3 and 7).

In some embodiments, at least one hMPV antigenic polypeptide is obtained from a hMPV A1, A2, B1 or B2 strain (see, e.g., de Graaf M et al. *The Journal of General*

Virology 2008; 89:975-83; Peret T C T et al. *The Journal of Infectious Disease* 2002; 185:1660-63, incorporated herein by reference). In some embodiments, at least one antigenic polypeptide is obtained from the CAN98-75 (CAN75) hMPV strain. In some embodiments, at least one antigenic polypeptide is obtained from the CAN97-83 (CAN83) hMPV strain. In some embodiments, at least one antigenic polypeptide is obtained from hMPV isolate TN/92-4 (e.g., SEQ ID NO: 1 and 5). In some embodiments, at least one antigenic polypeptide is obtained from hMPV isolate NL/1/99 (e.g., SEQ ID NO: 2 and 6). In some embodiments, at least one antigenic polypeptide is obtained from hMPV isolate PER/CFI0497/2010/B (e.g., SEQ ID NO: 3 and 7).

In some embodiments, hMPV vaccines comprise RNA (e.g., mRNA) polynucleotides encoding a hMPV antigenic polypeptides having at least 95%, at least 96%, at least 97%, at least 98% or at least 99% identity with hMPV F protein and having F protein activity.

A protein is considered to have F protein activity if, for example, the protein acts to fuse the viral envelope and host cell plasma membrane, mediates viral entry into a host cell via an interaction with arginine-glycine-aspartate RGD-binding integrins, or a combination thereof (see, e.g., Cox R G et al. *J Virol.* 2012; 88(22):12148-60, incorporated herein by reference).

In some embodiments, hMPV vaccines comprise RNA (e.g., mRNA) polynucleotides encoding hMPV antigenic polypeptides having at least 95%, at least 96%, at least 97%, at least 98% or at least 99% identity with hMPV G protein and having G protein activity.

A protein is considered to have G protein activity if, for example, the protein acts to modulate (e.g., inhibit) hMPV-induced cellular (immune) responses (see, e.g., Bao X et al. *PLoS Pathog.* 2008; 4(5):e1000077, incorporated herein by reference).

Human Parainfluenza Virus Type 3 (PIV3)

Parainfluenza viruses belong to the family Paramyxoviridae. These are enveloped viruses with a negative-sense single-stranded RNA genome. Parainfluenza viruses belong to the subfamily Paramyxoviridae, which is subdivided into three genera: Respirovirus (PIV-1, PIV-3, and Sendai virus (SeV)), Rubulavirus (PIV-2, PIV-4 and mumps virus) and Morbillivirus (measles virus, rinderpest virus and canine distemper virus (CDV)). Their genome, a ~15 500 nucleotide-long negative-sense RNA molecule, encodes two envelope glycoproteins, the hemagglutinin-neuraminidase (HN), the fusion protein (F or F0), which is cleaved into F1 and F2 subunits, a matrix protein (M), a nucleocapsid protein (N) and several nonstructural proteins including the viral replicase (L). All parainfluenza viruses, except for PIV-1, express a non-structural V protein that blocks IFN signaling in the infected cell and acts therefore as a virulence factor (see, e.g., Nishio M et al. *J Virol.* 2008; 82(13):6130-38).

PIV3 hemagglutinin-neuraminidase (HN), a structural protein, is found on the viral envelope, where it is necessary for attachment and cell entry. It recognizes and binds to sialic acid-containing receptors on the host cell's surface. As a neuroaminidase, HN removes sialic acid from virus particles, preventing self-aggregation of the virus, and promoting the efficient spread of the virus. Furthermore, HN promotes the activity of the fusion (F or F0) protein, contributing to the penetration of the host cell's surface.

PIV3 fusion protein (PIV3 F) is located on the viral envelope, where it facilitates the viral fusion and cell entry. The F protein is initially inactive, but proteolytic cleavage leads to its active forms, F1 and F2, which are linked by disulfide bonds. This occurs when the HN protein binds its

receptor on the host cell's surface. During early phases of infection, the F glycoprotein mediates penetration of the host cell by fusion of the viral envelope to the plasma membrane. In later stages of the infection, the F protein facilitates the fusion of the infected cells with neighboring uninfected cells, which leads to the formation of a syncytium and spread of the infection.

PIV3 matrix protein (M) is found within the viral envelope and assists with viral assembly. It interacts with the nucleocapsid and envelope glycoproteins, where it facilitates the budding of progeny viruses through its interactions with specific sites on the cytoplasmic tail of the viral glycoproteins and nucleocapsid. It also plays a role in transporting viral components to the budding site.

PIV3 phosphoprotein (P) and PIV3 large polymerase protein (L) are found in the nucleocapsid where they form part of the RNA polymerase complex. The L protein, a viral RNA-dependent RNA polymerase, facilitates genomic transcription, while the host cell's ribosomes translate the viral mRNA into viral proteins.

PIV3 V is a non-structural protein that blocks IFN signaling in the infected cell, therefore acting as a virulence factor.

PIV3 nucleoprotein (N) encapsidates the genome in a ratio of 1 N per 6 ribonucleotides, protecting it from nucleases. The nucleocapsid (NC) has a helical structure.

The encapsidated genomic RNA is termed the NC and serves as template for transcription and replication. During replication, encapsidation by PIV3 N is coupled to RNA synthesis and all replicative products are resistant to nucleases. PIV3 N homo-multimerizes to form the nucleocapsid and binds to viral genomic RNA. PIV3 N binds the P protein and thereby positions the polymerase on the template.

In some embodiments, a PIV3 vaccine of the present disclosure comprises a RNA (e.g., mRNA) polynucleotide encoding PIV3 fusion protein (F). In some embodiments, a PIV3 vaccine of the present disclosure comprises a RNA (e.g., mRNA) polynucleotide encoding a F1 or F2 subunit of a PIV3 F protein. In some embodiments, a PIV3 vaccine of the present disclosure comprises a RNA (e.g., mRNA) polynucleotide encoding PIV3 hemagglutinin-neuraminidase (HN) (see, e.g., van Wyke Coelingh K L et al. *J Virol.* 1987; 61(5):1473-77, incorporated herein by reference). In some embodiments, a PIV3 vaccine of the present disclosure comprises a RNA (e.g., mRNA) polynucleotide encoding PIV3 matrix protein (M). In some embodiments, a PIV3 vaccine of the present disclosure comprises a RNA (e.g., mRNA) polynucleotide encoding PIV3 phosphoprotein (P). In some embodiments, a PIV3 vaccine of the present disclosure comprises a RNA (e.g., mRNA) polynucleotide encoding PIV3 nucleoprotein (N).

In some embodiments, a PIV3 vaccine of the present disclosure comprises a RNA (e.g., mRNA) polynucleotide encoding F protein, HN protein, M protein, P protein, and N protein.

In some embodiments, a PIV3 vaccine of the present disclosure comprises a RNA (e.g., mRNA) polynucleotide encoding F protein and HN protein. In some embodiments, a PIV3 vaccine of the present disclosure comprises a RNA (e.g., mRNA) polynucleotide encoding F protein and M protein. In some embodiments, a PIV3 vaccine of the present disclosure comprises a RNA (e.g., mRNA) polynucleotide encoding F protein and P protein. In some embodiments, a PIV3 vaccine of the present disclosure comprises a RNA (e.g., mRNA) polynucleotide encoding F protein and N protein.

In some embodiments, a PIV3 vaccine of the present disclosure comprises a RNA (e.g., mRNA) polynucleotide encoding HN protein and M protein. In some embodiments, a PIV3 vaccine of the present disclosure comprises a RNA (e.g., mRNA) polynucleotide encoding HN protein and P protein. In some embodiments, a PIV3 vaccine of the present disclosure comprises a RNA (e.g., mRNA) polynucleotide encoding HN protein and N protein.

In some embodiments, a PIV3 vaccine of the present disclosure comprises a RNA (e.g., mRNA) polynucleotide encoding F protein, HN protein and M protein. In some embodiments, a PIV3 vaccine of the present disclosure comprises a RNA (e.g., mRNA) polynucleotide encoding F protein, HN protein and P protein. In some embodiments, a PIV3 vaccine of the present disclosure comprises a RNA (e.g., mRNA) polynucleotide encoding F protein, HN protein and N protein.

A PIV3 vaccine may comprise, for example, at least one RNA (e.g., mRNA) polynucleotide having an open reading frame encoding at least one PIV3 antigenic polypeptide identified by any one of SEQ ID NO: 12-13 (Table 6; see also amino acid sequences of Table 7).

A PIV3 vaccine may comprise, for example, at least one RNA (e.g., mRNA) polynucleotide encoded by a nucleic acid (e.g., DNA) identified by any one of SEQ ID NO: 9-12 (Table 5; see also nucleic acid sequences of Table 7).

The present disclosure is not limited by a particular strain of PIV3. The strain of PIV3 used in a vaccine may be any strain of PIV3. A non-limiting example of a strain of PIV3 for use as provide herein includes HPIV3/*Homo sapiens*/PER/FLA4815/2008.

In some embodiments, PIV3 vaccines comprise RNA (e.g., mRNA) polynucleotides encoding a PIV3 antigenic polypeptides having at least 95%, at least 96%, at least 97%, at least 98% or at least 99% identity with PIV3 F protein and having F protein activity.

In some embodiments, PIV3 vaccines comprise RNA (e.g., mRNA) polynucleotides encoding PIV3 antigenic polypeptides having at least 95%, at least 96%, at least 97%, at least 98% or at least 99% identity with PIV3 hemagglutinin-neuraminidase (HN) and having hemagglutinin-neuraminidase activity.

A protein is considered to have hemagglutinin-neuraminidase activity if, for example, it is capable of both receptor binding and receptor cleaving. Such proteins are major surface glycoproteins that have functional sites for cell attachment and for neuraminidase activity. They are able to cause red blood cells to agglutinate and to cleave the glycosidic linkages of neuraminic acids, so they have the potential to both bind a potential host cell and then release the cell if necessary, for example, to prevent self-aggregation of the virus.

In some embodiments, PIV3 vaccines comprise RNA (e.g., mRNA) polynucleotides encoding PIV3 antigenic polypeptides having at least 95%, at least 96%, at least 97%, at least 98% or at least 99% identity with PIV3 HN, F (e.g., F, F1 or F2), M, N, L or V and having HN, F (e.g., F, F1 or F2), M, N, L or V activity, respectively. Respiratory Syncytial Virus (RSV)

RSV is a negative-sense, single-stranded RNA virus of the genus Pneumovirinae. The virus is present in at least two antigenic subgroups, known as Group A and Group B, primarily resulting from differences in the surface G glycoproteins. Two RSV surface glycoproteins—G and F—mediate attachment with and attachment to cells of the respiratory epithelium. F surface glycoproteins mediate coalescence of neighboring cells. This results in the forma-

tion of syncytial cells. RSV is the most common cause of bronchiolitis. Most infected adults develop mild cold-like symptoms such as congestion, low-grade fever, and wheezing. Infants and small children may suffer more severe symptoms such as bronchiolitis and pneumonia. The disease may be transmitted among humans via contact with respiratory secretions.

The genome of RSV encodes at least three surface glycoproteins, including F, G, and SH, four nucleocapsid proteins, including L, P, N, and M2, and one matrix protein, M. Glycoprotein F directs viral penetration by fusion between the virion and the host membrane. Glycoprotein G is a type II transmembrane glycoprotein and is the major attachment protein. SH is a short integral membrane protein. Matrix protein M is found in the inner layer of the lipid bilayer and assists virion formation. Nucleocapsid proteins L, P, N, and M2 modulate replication and transcription of the RSV genome. It is thought that glycoprotein G tethers and stabilizes the virus particle at the surface of bronchial epithelial cells, while glycoprotein F interacts with cellular glycosaminoglycans to mediate fusion and delivery of the RSV virion contents into the host cell (Krzyzaniak M A et al. *PLoS Pathog* 2013; 9(4)).

In some embodiments, a RSV vaccine of the present disclosure comprises a RNA (e.g., mRNA) polynucleotide encoding F protein. In some embodiments, a PIV3 vaccine of the present disclosure comprises a RNA (e.g., mRNA) polynucleotide encoding G protein. In some embodiments, a PIV3 vaccine of the present disclosure comprises a RNA (e.g., mRNA) polynucleotide encoding L protein. In some embodiments, a PIV3 vaccine of the present disclosure comprises a RNA (e.g., mRNA) polynucleotide encoding P protein. In some embodiments, a PIV3 vaccine of the present disclosure comprises a RNA (e.g., mRNA) polynucleotide encoding N protein. In some embodiments, a PIV3 vaccine of the present disclosure comprises a RNA (e.g., mRNA) polynucleotide encoding M2 protein. In some embodiments, a PIV3 vaccine of the present disclosure comprises a RNA (e.g., mRNA) polynucleotide encoding M protein.

In some embodiments, a RSV vaccine of the present disclosure comprises a RNA (e.g., mRNA) polynucleotide encoding F protein, G protein, L protein, P protein, N protein, M2 protein and M protein.

In some embodiments, a RSV vaccine of the present disclosure comprises a RNA (e.g., mRNA) polynucleotide encoding F protein and G protein. In some embodiments, a RSV vaccine of the present disclosure comprises a RNA (e.g., mRNA) polynucleotide encoding F protein and L protein. In some embodiments, a RSV vaccine of the present disclosure comprises a RNA (e.g., mRNA) polynucleotide encoding F protein and P protein. In some embodiments, a RSV vaccine of the present disclosure comprises a RNA (e.g., mRNA) polynucleotide encoding F protein and N protein. In some embodiments, a RSV vaccine of the present disclosure comprises a RNA (e.g., mRNA) polynucleotide encoding F protein and M2 protein. In some embodiments, a RSV vaccine of the present disclosure comprises a RNA (e.g., mRNA) polynucleotide encoding F protein and M protein.

In some embodiments, a RSV vaccine of the present disclosure comprises a RNA (e.g., mRNA) polynucleotide encoding G protein and L protein. In some embodiments, a RSV vaccine of the present disclosure comprises a RNA (e.g., mRNA) polynucleotide encoding G protein and P protein. In some embodiments, a RSV vaccine of the present disclosure comprises a RNA (e.g., mRNA) polynucleotide

encoding G protein and N protein. In some embodiments, a RSV vaccine of the present disclosure comprises a RNA (e.g., mRNA) polynucleotide encoding G protein and M2 protein. In some embodiments, a RSV vaccine of the present disclosure comprises a RNA (e.g., mRNA) polynucleotide encoding G protein and M protein.

In some embodiments, a RSV vaccine of the present disclosure comprises a RNA (e.g., mRNA) polynucleotide encoding F protein, G protein and L protein. In some embodiments, a RSV vaccine of the present disclosure comprises a RNA (e.g., mRNA) polynucleotide encoding F protein, G protein and P protein. In some embodiments, a RSV vaccine of the present disclosure comprises a RNA (e.g., mRNA) polynucleotide encoding F protein, G protein and N protein. In some embodiments, a RSV vaccine of the present disclosure comprises a RNA (e.g., mRNA) polynucleotide encoding F protein, G protein and M2 protein. In some embodiments, a RSV vaccine of the present disclosure comprises a RNA (e.g., mRNA) polynucleotide encoding F protein, G protein and M protein.

The present disclosure is not limited by a particular strain of RSV. The strain of RSV used in a vaccine may be any strain of RSV.

In some embodiments, RSV vaccines comprise RNA (e.g., mRNA) polynucleotides encoding a RSV antigenic polypeptides having at least 95%, at least 96%, at least 97%, at least 98% or at least 99% identity with RSV F protein and having F protein activity.

In some embodiments, RSV vaccines comprise RNA (e.g., mRNA) polynucleotides encoding RSV antigenic polypeptides having at least 95%, at least 96%, at least 97%, at least 98% or at least 99% identity with RSV G protein and having G protein activity.

A protein is considered to have G protein activity if, for example, the protein acts to modulate (e.g., inhibit) hMPV-induced cellular (immune) responses (see, e.g., Bao X et al. *PLoS Pathog*. 2008; 4(5):e1000077, incorporated herein by reference).

Measles Virus (MeV) Molecular epidemiologic investigations and virologic surveillance contribute notably to the control and prevention of measles. Nearly half of measles-related deaths worldwide occur in India, yet virologic surveillance data are incomplete for many regions of the country. Previous studies have documented the presence of measles virus genotypes D4, D7, and D8 in India, and genotypes D5, D9, D11, H1, and G3 have been detected in neighboring countries. Recently, MeV genotype B3 was detected in India (Kuttiatt V S et al. *Emerg Infect Dis*. 2014; 20(10): 1764-66).

The glycoprotein complex of paramyxoviruses mediates receptor binding and membrane fusion. In particular, the MeV fusion (F) protein executes membrane fusion, after receptor binding by the hemagglutinin (HA) protein (Muhlebach M D et al. *Journal of Virology* 2008; 82(22):11437-45). The MeV P gene codes for three proteins: P, an essential polymerase cofactor, and V and C, which have multiple functions but are not strictly required for viral propagation in cultured cells. V shares the amino-terminal domain with P but has a zinc-binding carboxyl-terminal domain, whereas C is translated from an overlapping reading frame. The MeV C protein is an infectivity factor. During replication, the P protein binds incoming monomeric nucleocapsid (N) proteins with its amino-terminal domain and positions them for assembly into the nascent ribonucleocapsid. The P protein amino-terminal domain is natively unfolded (Deveaux P et al. *Journal of Virology* 2004; 78(21): 11632-40).

In some embodiments, a MeV vaccine of the present disclosure comprises a RNA (e.g., mRNA) polynucleotide encoding HA protein. In some embodiments, a MeV vaccine of the present disclosure comprises a RNA (e.g., mRNA) polynucleotide encoding F protein. In some embodiments, a MeV vaccine of the present disclosure comprises a RNA (e.g., mRNA) polynucleotide encoding P protein. In some embodiments, a MeV vaccine of the present disclosure comprises a RNA (e.g., mRNA) polynucleotide encoding V protein. In some embodiments, a MeV vaccine of the present disclosure comprises a RNA (e.g., mRNA) polynucleotide encoding C protein.

In some embodiments, a MeV vaccine of the present disclosure comprises a RNA (e.g., mRNA) polynucleotide encoding HA protein, F protein, P protein, V protein and C protein.

In some embodiments, a MeV vaccine of the present disclosure comprises a RNA (e.g., mRNA) polynucleotide encoding HA protein and F protein. In some embodiments, a MeV vaccine of the present disclosure comprises a RNA (e.g., mRNA) polynucleotide encoding HA protein and P protein. In some embodiments, a MeV vaccine of the present disclosure comprises a RNA (e.g., mRNA) polynucleotide encoding HA protein and V protein. In some embodiments, a MeV vaccine of the present disclosure comprises a RNA (e.g., mRNA) polynucleotide encoding HA protein and C protein.

In some embodiments, a MeV vaccine of the present disclosure comprises a RNA (e.g., mRNA) polynucleotide encoding F protein and P protein. In some embodiments, a MeV vaccine of the present disclosure comprises a RNA (e.g., mRNA) polynucleotide encoding F protein and V protein. In some embodiments, a MeV vaccine of the present disclosure comprises a RNA (e.g., mRNA) polynucleotide encoding F protein and C protein.

In some embodiments, a MeV vaccine of the present disclosure comprises a RNA (e.g., mRNA) polynucleotide encoding HA protein, F protein and P protein. In some embodiments, a MeV vaccine of the present disclosure comprises a RNA (e.g., mRNA) polynucleotide encoding HA protein, F protein and V protein. In some embodiments, a MeV vaccine of the present disclosure comprises a RNA (e.g., mRNA) polynucleotide encoding HA protein, F protein and C protein.

In some embodiments, MeV vaccines comprise RNA (e.g., mRNA) encoding a MeV antigenic polypeptide having at least 95%, at least 96%, at least 97%, at least 98% or at least 99% identity with MeV HA protein and having MeV HA protein activity.

In some embodiments, MeV vaccines comprise RNA (e.g., mRNA) encoding a MeV antigenic polypeptide having at least 95%, at least 96%, at least 97%, at least 98% or at least 99% identity with MeV F protein and having MeV F protein activity.

A protein is considered to have HA protein activity if the protein mediates receptor binding and/or membrane fusion. MeV F protein executes membrane fusion, after receptor binding by the MeV HA protein.

A MeV vaccine may comprise, for example, at least one RNA (e.g., mRNA) polynucleotide having an open reading frame encoding at least one MeV antigenic polypeptide identified by any one of SEQ ID NO: 47-50 (Table 14; see also amino acid sequences of Table 15).

A MeV vaccine may comprise, for example, at least one RNA (e.g., mRNA) polynucleotide identified by any one of SEQ ID NO: 37, 40, 43, 46 (Table 13).

A MeV vaccine may comprise, for example, at least one RNA (e.g., mRNA) polynucleotide encoded by a nucleic acid (e.g., DNA) identified by any one of SEQ ID NO: 35, 36, 38, 39, 41, 42, 44 and 45 (Table 13).

The present disclosure is not limited by a particular strain of MeV. The strain of MeV used in a vaccine may be any strain of MeV. Non-limiting examples of strains of MeV for use as provide herein include B3/B3.1, C2, D4, D6, D7, D8, G3, H1, Moraten, Rubeovax, MVi/New Jersey.USA/45.05, MVi/Texas.USA/4.07, AIK-C, MVi/New York.USA/26.09/3, MVi/California.USA/16.03, MVi/Virginia.USA/15.09, MVi/California.USA/8.04, and MVi/Pennsylvania.USA/20.09.

MeV proteins may be from MeV genotype D4, D5, D7, D8, D9, D11, H1, G3 or B3. In some embodiments, a MeV HA protein or a MeV F protein is from MeV genotype D8. In some embodiments, a MeV HA protein or a MeV F protein is from MeV genotype B3. Betacoronaviruses (BetaCoV)

MERS-CoV. MERS-CoV is a positive-sense, single-stranded RNA virus of the genus Betacoronavirus. The genomes are phylogenetically classified into two clades, clade A and clade B. It has a strong tropism for non-ciliated bronchial epithelial cells, evades the innate immune response and antagonizes interferon (IFN) production in infected cells. Dipeptidyl peptidase 4 (DPP4, also known as CD26) has been identified as a functional cellular receptor for MERS-CoV. Its enzymatic activity is not required for infection, although its amino acid sequence is highly conserved across species and is expressed in the human bronchial epithelium and kidneys. Most infected individuals develop severe acute respiratory illnesses, including fever, cough, and shortness of breath, and the virus can be fatal. The disease may be transmitted among humans, generally among those in close contact.

The genome of MERS-CoV encodes at least four unique accessory proteins, such as 3, 4a, 4b and 5, two replicase proteins (open reading frame 1a and 1b), and four major structural proteins, including spike (S), envelope (E), nucleocapsid (N), and membrane (M) proteins (Almazan F et al. *MBio* 2013; 4(5):e00650-13). The accessory proteins play nonessential roles in MERS-CoV replication, but they are likely structural proteins or interferon antagonists, modulating in vivo replication efficiency and/or pathogenesis, as in the case of SARS-CoV (Almazan F et al. *MBio* 2013; 4(5):e00650-13; Totura A L et al. *Curr Opin Virol* 2012; 2(3):264-75; Scobey T et al. *Proc Natl Acad Sci USA* 2013; 110(40):16157-62). The other proteins of MERS-CoV maintain different functions in virus replication. The E protein, for example, involves in virulence, and deleting the E-coding gene results in replication-competent and propagation-defective viruses or attenuated viruses (Almazan F et al. *MBio* 2013; 4(5):e00650-13). The S protein is particularly essential in mediating virus binding to cells expressing receptor dipeptidyl peptidase-4 (DPP4) through receptor-binding domain (RBD) in the S1 subunit, whereas the S2 subunit subsequently mediates virus entry via fusion of the virus and target cell membranes (Li F. *J Virol* 2015; 89(4): 1954-64; Raj V S et al. *Nature* 2013; 495(7440):251-4).

In some embodiments, a MERS-CoV vaccine of the present disclosure comprises a RNA (e.g., mRNA) polynucleotide encoding S protein. In some embodiments, a MERS-CoV vaccine of the present disclosure comprises a RNA (e.g., mRNA) polynucleotide encoding the S1 subunit of the S protein. In some embodiments, a MERS-CoV vaccine of the present disclosure comprises a RNA (e.g., mRNA) polynucleotide encoding the S2 subunit of the S

protein. In some embodiments, a MERS-CoV vaccine of the present disclosure comprises a RNA (e.g., mRNA) polynucleotide encoding E protein. In some embodiments, a MERS-CoV vaccine of the present disclosure comprises a RNA (e.g., mRNA) polynucleotide encoding N protein. In some embodiments, a MERS-CoV vaccine of the present disclosure comprises a RNA (e.g., mRNA) polynucleotide encoding M protein.

In some embodiments, a MERS-CoV vaccine of the present disclosure comprises a RNA (e.g., mRNA) polynucleotide encoding S protein (S, S1 and/or S2), E protein, N protein and M protein.

In some embodiments, a MERS-CoV vaccine of the present disclosure comprises a RNA (e.g., mRNA) polynucleotide encoding S protein (S, S1 and/or S2) and E protein. In some embodiments, a MERS-CoV vaccine of the present disclosure comprises a RNA (e.g., mRNA) polynucleotide encoding S protein (S, S1 and/or S2) and N protein. In some embodiments, a MERS-CoV vaccine of the present disclosure comprises a RNA (e.g., mRNA) polynucleotide encoding S protein (S, S1 and/or S2) and M protein.

In some embodiments, a MERS-CoV vaccine of the present disclosure comprises a RNA (e.g., mRNA) polynucleotide encoding S protein (S, S1 and/or S2), E protein and M protein. In some embodiments, a MERS-CoV vaccine of the present disclosure comprises a RNA (e.g., mRNA) polynucleotide encoding S protein (S, S1 and/or S2), E protein and N protein. In some embodiments, a MERS-CoV vaccine of the present disclosure comprises a RNA (e.g., mRNA) polynucleotide encoding S protein (S, S1 and/or S2), M protein and N protein. In some embodiments, a MERS-CoV vaccine of the present disclosure comprises a RNA (e.g., mRNA) polynucleotide encoding E protein, M protein and N protein.

A MERS-CoV vaccine may comprise, for example, at least one RNA (e.g., mRNA) polynucleotide having an open reading frame encoding at least one MERS-CoV antigenic polypeptide identified by any one of SEQ ID NO: 24-38 or 33 (Table 11; see also amino acid sequences of Table 12).

A MERS-CoV vaccine may comprise, for example, at least one RNA (e.g., mRNA) polynucleotide encoded by a nucleic acid (e.g., DNA) identified by any one of SEQ ID NO: 20-23 (Table 10).

The present disclosure is not limited by a particular strain of MERS-CoV. The strain of MERS-CoV used in a vaccine may be any strain of MERS-CoV. Non-limiting examples of strains of MERS-CoV for use as provide herein include Riyadh_14_2013, and 2cEMC/2012, Hasa_1_2013.

SARS-CoV. The genome of SARS-CoV includes of a single, positive-strand RNA that is approximately 29,700 nucleotides long. The overall genome organization of SARS-CoV is similar to that of other coronaviruses. The reference genome includes 13 genes, which encode at least 14 proteins. Two large overlapping reading frames (ORFs) encompass 71% of the genome. The remainder has 12 potential ORFs, including genes for structural proteins S (spike), E (small envelope), M (membrane), and N (nucleocapsid). Other potential ORFs code for unique putative SARS-CoV-specific polypeptides that lack obvious sequence similarity to known proteins. A detailed analysis of the SARS-CoV genome has been published in *J Mol Biol* 2003; 331: 991-1004.

In some embodiments, a SARS-CoV vaccine of the present disclosure comprises a RNA (e.g., mRNA) polynucleotide encoding S protein (S, S1 and/or S2), E protein, N protein and M protein.

In some embodiments, a SARS-CoV vaccine of the present disclosure comprises a RNA (e.g., mRNA) polynucleotide encoding S protein (S, S1 and/or S2) and E protein. In some embodiments, a SARS-CoV vaccine of the present disclosure comprises a RNA (e.g., mRNA) polynucleotide encoding S protein (S, S1 and/or S2) and N protein. In some embodiments, a SARS-CoV vaccine of the present disclosure comprises a RNA (e.g., mRNA) polynucleotide encoding S protein (S, S1 and/or S2) and M protein.

In some embodiments, a SARS-CoV vaccine of the present disclosure comprises a RNA (e.g., mRNA) polynucleotide encoding S protein (S, S1 and/or S2), E protein and M protein. In some embodiments, a SARS-CoV vaccine of the present disclosure comprises a RNA (e.g., mRNA) polynucleotide encoding S protein (S, S1 and/or S2), E protein and N protein. In some embodiments, a SARS-CoV vaccine of the present disclosure comprises a RNA (e.g., mRNA) polynucleotide encoding S protein (S, S1 and/or S2), M protein and N protein. In some embodiments, a SARS-CoV vaccine of the present disclosure comprises a RNA (e.g., mRNA) polynucleotide encoding E protein, M protein and N protein.

A SARS-CoV vaccine may comprise, for example, at least one RNA (e.g., mRNA) polynucleotide having an open reading frame encoding at least one SARS-CoV antigenic polypeptide identified by any one of SEQ ID NO: 29, 32 or 34 (Table 11; see also amino acid sequences of Table 12).

The present disclosure is not limited by a particular strain of SARS-CoV. The strain of SARS-CoV used in a vaccine may be any strain of SARS-CoV.

HCoV-OC43.

Human coronavirus OC43 is an enveloped, positive-sense, single-stranded RNA virus in the species Betacoronavirus-1 (genus Betacoronavirus, subfamily Coronavirinae, family Coronaviridae, order Nidovirales). Four HCoV-OC43 genotypes (A to D), have been identified with genotype D most likely arising from recombination. The complete genome sequencing of two genotype C and D strains and bootscan analysis shows recombination events between genotypes B and C in the generation of genotype D. Of 29 strains identified, none belong to the more ancient genotype A. Along with HCoV-229E, a species in the Alphacoronavirus genus, HCoV-OC43 are among the known viruses that cause the common cold. Both viruses can cause severe lower respiratory tract infections, including pneumonia in infants, the elderly, and immunocompromised individuals such as those undergoing chemotherapy and those with HIV-AIDS.

HCoV-HKU1.

Human coronavirus HKU1 (HCoV-H KU 1) is a positive-sense, single-stranded RNA virus with the HE gene, which distinguishes it as a group 2, or betacoronavirus. It was discovered in January 2005 in two patients in Hong Kong. The genome of HCoV-HKU1 is a 29,926-nucleotide, polyadenylated RNA. The GC content is 32%, the lowest among all known coronaviruses. The genome organization is the same as that of other group II coronaviruses, with the characteristic gene order 1a, 1b, HE, S, E, M, and N. Furthermore, accessory protein genes are present between the S and E genes (ORF4) and at the position of the N gene (ORF8). The TRS is presumably located within the AAUC-UAAAC sequence, which precedes each ORF except E. As in sialodacryoadenitis virus and mouse hepatitis virus (MHV), translation of the E protein possibly occurs via an internal ribosomal entry site. The 3' untranslated region contains a predicted stem-loop structure immediately down-

stream of the N ORF (nucleotide position 29647 to 29711). Further downstream, a pseudoknot structure is present at nucleotide position 29708 to 29760. Both RNA structures are conserved in group II coronaviruses and are critical for virus replication.

HCoV-NL63.

The RNA genome of human coronavirus NL63 (HCoV-NL63) is 27,553 nucleotides, with a poly(A) tail (FIG. 1). With a GC content of 34%, HCoV-NL63 has one of the lowest GC contents of the coronaviruses, for which GC content ranges from 32 to 42%. Untranslated regions of 286 and 287 nucleotides are present at the 5' and 3' termini, respectively. Genes predicted to encode the S, E, M, and N proteins are found in the 3' part of the HCoV-NL63 genome. The HE gene, which is present in some group II coronaviruses, is absent, and there is only a single, monocistronic accessory protein ORF (ORF3) located between the S and E genes. Subgenomic mRNAs are generated for all ORFs (S, ORF3, E, M, and N), and the core sequence of the TRS of HCoV-NL63 is defined as AACUAAA. This sequence is situated upstream of every ORF except for the E ORF, which contains the suboptimal core sequence AACUAUA. Interestingly, a 13-nucleotide sequence with perfect homology to the leader sequence is situated upstream of the suboptimal E TRS. Annealing of this 13-nucleotide sequence to the leader sequence may act as a compensatory mechanism for the disturbed leader-TRS/body-TRS interaction.

HCoV-229E.

Human coronavirus 229E (HCoV-229E) is a single-stranded, positive-sense, RNA virus species in the Alpha-coronavirus genus of the subfamily Coronavirinae, in the family Coronaviridae, of the order Nidovirales. Along with Human coronavirus OC43, it is responsible for the common cold. HCoV-NL63 and HCoV-229E are two of the four human coronaviruses that circulate worldwide. These two viruses are unique in their relationship towards each other. Phylogenetically, the viruses are more closely related to each other than to any other human coronavirus, yet they only share 65% sequence identity. Moreover, the viruses use different receptors to enter their target cell. HCoV-NL63 is associated with croup in children, whereas all signs suggest that the virus probably causes the common cold in healthy adults. HCoV-229E is a proven common cold virus in healthy adults, so it is probable that both viruses induce comparable symptoms in adults, even though their mode of infection differs (HCoV-NL63 and HCoV-229E are two of the four human coronaviruses that circulate worldwide. These two viruses are unique in their relationship towards each other. Phylogenetically, the viruses are more closely related to each other than to any other human coronavirus, yet they only share 65% sequence identity. Moreover, the viruses use different receptors to enter their target cell. HCoV-NL63 is associated with croup in children, whereas all signs suggest that the virus probably causes the common cold in healthy adults. HCoV-229E is a proven common cold virus in healthy adults, so it is probable that both viruses induce comparable symptoms in adults, even though their mode of infection differs (Dijkman R. et al. *J Formos Med Assoc.* 2009 April; 108(4):270-9, the contents of which is incorporated herein by reference in their entirety).

Combination Vaccines

Embodiments of the present disclosure also provide combination RNA (e.g., mRNA) vaccines. A "combination RNA (e.g., mRNA) vaccine" of the present disclosure refers to a vaccine comprising at least one (e.g., at least 2, 3, 4, or 5) RNA (e.g., mRNA) polynucleotide having an open reading frame encoding a combination of any two or more (or all of)

antigenic polypeptides selected from hMPV antigenic polypeptides, PIV3 antigenic polypeptides, RSV antigenic polypeptides, MeV antigenic polypeptides, and BetaCoV antigenic polypeptides (e.g., selected from MERS-CoV, SARS-CoV, HCoV-OC43, HCoV-229E, HCoV-NL63, HCoV-NL, HCoV-NH and HCoV-HKU1).

In some embodiments, a combination RNA (e.g., mRNA) vaccine comprises a RNA (e.g., mRNA) polynucleotide encoding a hMPV antigenic polypeptide, a PIV3 antigenic polypeptide, a RSV antigenic polypeptide, a MeV antigenic polypeptide, and a BetaCoV antigenic polypeptide (e.g., selected from MERS-CoV, SARS-CoV, HCoV-OC43, HCoV-229E, HCoV-NL63, HCoV-NL, HCoV-NH and HCoV-HKU1).

In some embodiments, a combination RNA (e.g., mRNA) vaccine comprises a RNA (e.g., mRNA) polynucleotide encoding a hMPV antigenic polypeptide and a PIV3 antigenic polypeptide.

In some embodiments, a combination RNA (e.g., mRNA) vaccine comprises a RNA (e.g., mRNA) polynucleotide encoding a hMPV antigenic polypeptide and a RSV antigenic polypeptide.

In some embodiments, a combination RNA (e.g., mRNA) vaccine comprises a RNA (e.g., mRNA) polynucleotide encoding a hMPV antigenic polypeptide and a MeV antigenic polypeptide.

In some embodiments, a combination RNA (e.g., mRNA) vaccine comprises a RNA (e.g., mRNA) polynucleotide encoding a hMPV antigenic polypeptide and a BetaCoV antigenic polypeptide.

In some embodiments, a combination RNA (e.g., mRNA) vaccine comprises a RNA (e.g., mRNA) polynucleotide encoding a PIV3 antigenic polypeptide and a RSV antigenic polypeptide.

In some embodiments, a combination RNA (e.g., mRNA) vaccine comprises a RNA (e.g., mRNA) polynucleotide encoding a PIV3 antigenic polypeptide and a MeV antigenic polypeptide.

In some embodiments, a combination RNA (e.g., mRNA) vaccine comprises a RNA (e.g., mRNA) polynucleotide encoding a PIV3 antigenic polypeptide and a BetaCoV antigenic polypeptide (e.g., selected from MERS-CoV, SARS-CoV, HCoV-OC43, HCoV-229E, HCoV-NL63, HCoV-NL, HCoV-NH and HCoV-HKU1).

In some embodiments, a combination RNA (e.g., mRNA) vaccine comprises a RNA (e.g., mRNA) polynucleotide encoding a RSV antigenic polypeptide and a MeV antigenic polypeptide.

In some embodiments, a combination RNA (e.g., mRNA) vaccine comprises a RNA (e.g., mRNA) polynucleotide encoding a RSV antigenic polypeptide and a BetaCoV antigenic polypeptide (e.g., selected from MERS-CoV, SARS-CoV, HCoV-OC43, HCoV-229E, HCoV-NL63, HCoV-NL, HCoV-NH and HCoV-HKU1).

In some embodiments, a combination RNA (e.g., mRNA) vaccine comprises a RNA (e.g., mRNA) polynucleotide encoding a MeV antigenic polypeptide and a BetaCoV antigenic polypeptide (e.g., selected from MERS-CoV, SARS-CoV, HCoV-OC43, HCoV-229E, HCoV-NL63, HCoV-NL, HCoV-NH and HCoV-HKU1).

In some embodiments, a combination RNA (e.g., mRNA) vaccine comprises a RNA (e.g., mRNA) polynucleotide encoding a hMPV antigenic polypeptide, a PIV3 antigenic polypeptide, a RSV antigenic polypeptide and a MeV antigenic polypeptide.

In some embodiments, a combination RNA (e.g., mRNA) vaccine comprises a RNA (e.g., mRNA) polynucleotide

encoding a hMPV antigenic polypeptide, a PIV3 antigenic polypeptide, a RSV antigenic polypeptide and a BetaCoV antigenic polypeptide (e.g., selected from MERS-CoV, SARS-CoV, HCoV-OC43, HCoV-229E, HCoV-NL63, HCoV-NL, HCoV-NH and HCoV-HKU1).

In some embodiments, a combination RNA (e.g., mRNA) vaccine comprises a RNA (e.g., mRNA) polynucleotide encoding a hMPV antigenic polypeptide, a PIV3 antigenic polypeptide, a MeV antigenic polypeptide and a BetaCoV antigenic polypeptide (e.g., selected from MERS-CoV, SARS-CoV, HCoV-OC43, HCoV-229E, HCoV-NL63, HCoV-NL, HCoV-NH and HCoV-HKU1).

In some embodiments, a combination RNA (e.g., mRNA) vaccine comprises a RNA (e.g., mRNA) polynucleotide encoding a hMPV antigenic polypeptide, a RSV antigenic polypeptide, a MeV antigenic polypeptide and a BetaCoV antigenic polypeptide (e.g., selected from MERS-CoV, SARS-CoV, HCoV-OC43, HCoV-229E, HCoV-NL63, HCoV-NL, HCoV-NH and HCoV-HKU1).

In some embodiments, a combination RNA (e.g., mRNA) vaccine comprises a RNA (e.g., mRNA) polynucleotide encoding a PIV3 antigenic polypeptide, a RSV antigenic polypeptide, a MeV antigenic polypeptide and a BetaCoV antigenic polypeptide (e.g., selected from MERS-CoV, SARS-CoV, HCoV-OC43, HCoV-229E, HCoV-NL63, HCoV-NL, HCoV-NH and HCoV-HKU1).

In some embodiments, a combination RNA (e.g., mRNA) vaccine comprises a RNA (e.g., mRNA) polynucleotide encoding a hMPV antigenic polypeptide, a PIV3 antigenic polypeptide and a RSV antigenic polypeptide.

In some embodiments, a combination RNA (e.g., mRNA) vaccine comprises a RNA (e.g., mRNA) polynucleotide encoding a hMPV antigenic polypeptide, a PIV3 antigenic polypeptide and a MeV antigenic polypeptide.

In some embodiments, a combination RNA (e.g., mRNA) vaccine comprises a RNA (e.g., mRNA) polynucleotide encoding a hMPV antigenic polypeptide, a PIV3 antigenic polypeptide and a BetaCoV antigenic polypeptide (e.g., selected from MERS-CoV, SARS-CoV, HCoV-OC43, HCoV-229E, HCoV-NL63, HCoV-NL, HCoV-NH and HCoV-HKU1).

In some embodiments, a combination RNA (e.g., mRNA) vaccine comprises a RNA (e.g., mRNA) polynucleotide encoding a hMPV antigenic polypeptide, a RSV antigenic polypeptide and a MeV antigenic polypeptide.

In some embodiments, a combination RNA (e.g., mRNA) vaccine comprises a RNA (e.g., mRNA) polynucleotide encoding a hMPV antigenic polypeptide, a RSV antigenic polypeptide and a BetaCoV antigenic polypeptide (e.g., selected from MERS-CoV, SARS-CoV, HCoV-OC43, HCoV-229E, HCoV-NL63, HCoV-NL, HCoV-NH and HCoV-HKU1).

In some embodiments, a combination RNA (e.g., mRNA) vaccine comprises a RNA (e.g., mRNA) polynucleotide encoding a hMPV antigenic polypeptide, a MeV antigenic polypeptide and a BetaCoV antigenic polypeptide (e.g., selected from MERS-CoV, SARS-CoV, HCoV-OC43, HCoV-229E, HCoV-NL63, HCoV-NL, HCoV-NH and HCoV-HKU1).

In some embodiments, a combination RNA (e.g., mRNA) vaccine comprises a RNA (e.g., mRNA) polynucleotide encoding a PIV3 antigenic polypeptide, a RSV antigenic polypeptide and a MeV antigenic polypeptide.

In some embodiments, a combination RNA (e.g., mRNA) vaccine comprises a RNA (e.g., mRNA) polynucleotide encoding a PIV3 antigenic polypeptide, a RSV antigenic polypeptide and a BetaCoV antigenic polypeptide (e.g.,

selected from MERS-CoV, SARS-CoV, HCoV-OC43, HCoV-229E, HCoV-NL63, HCoV-NL, HCoV-NH and HCoV-HKU1).

In some embodiments, a combination RNA (e.g., mRNA) vaccine comprises a RNA (e.g., mRNA) polynucleotide encoding a RSV antigenic polypeptide, a MeV antigenic polypeptide and a BetaCoV antigenic polypeptide (e.g., selected from MERS-CoV, SARS-CoV, HCoV-OC43, HCoV-229E, HCoV-NL63, HCoV-NL, HCoV-NH and HCoV-HKU1).

Other combination respiratory virus RNA (e.g., mRNA) vaccines are encompassed by the present disclosure.

It has been discovered that the mRNA vaccines described herein are superior to current vaccines in several ways. First, the lipid nanoparticle (LNP) delivery is superior to other formulations including a protamine base approach described in the literature and no additional adjuvants are to be necessary. The use of LNPs enables the effective delivery of chemically modified or unmodified mRNA vaccines. Additionally it has been demonstrated herein that both modified and unmodified LNP formulated mRNA vaccines were superior to conventional vaccines by a significant degree. In some embodiments the mRNA vaccines of the invention are superior to conventional vaccines by a factor of at least 10 fold, 20 fold, 40 fold, 50 fold, 100 fold, 500 fold or 1,000 fold.

Although attempts have been made to produce functional RNA vaccines, including mRNA vaccines and self-replicating RNA vaccines, the therapeutic efficacy of these RNA vaccines have not yet been fully established. Quite surprisingly, the inventors have discovered, according to aspects of the invention a class of formulations for delivering mRNA vaccines in vivo that results in significantly enhanced, and in many respects synergistic, immune responses including enhanced antigen generation and functional antibody production with neutralization capability. These results can be achieved even when significantly lower doses of the mRNA are administered in comparison with mRNA doses used in other classes of lipid based formulations. The formulations of the invention have demonstrated significant unexpected in vivo immune responses sufficient to establish the efficacy of functional mRNA vaccines as prophylactic and therapeutic agents. Additionally, self-replicating RNA vaccines rely on viral replication pathways to deliver enough RNA to a cell to produce an immunogenic response. The formulations of the invention do not require viral replication to produce enough protein to result in a strong immune response. Thus, the mRNA of the invention are not self-replicating RNA and do not include components necessary for viral replication.

The invention involves, in some aspects, the surprising finding that lipid nanoparticle (LNP) formulations significantly enhance the effectiveness of mRNA vaccines, including chemically modified and unmodified mRNA vaccines. The efficacy of mRNA vaccines formulated in LNP was examined in vivo using several distinct antigens. The results presented herein demonstrate the unexpected superior efficacy of the mRNA vaccines formulated in LNP over other commercially available vaccines.

In addition to providing an enhanced immune response, the formulations of the invention generate a more rapid immune response with fewer doses of antigen than other vaccines tested. The mRNA-LNP formulations of the invention also produce quantitatively and qualitatively better immune responses than vaccines formulated in a different carriers.

The data described herein demonstrate that the formulations of the invention produced significant unexpected

improvements over existing antigen vaccines. Additionally, the mRNA-LNP formulations of the invention are superior to other vaccines even when the dose of mRNA is lower than other vaccines. Mice immunized with either 10 µg or 2 µg doses of an hMPV fusion protein mRNA LNP vaccine or a PIV3 mRNA LNP vaccine produced neutralizing antibodies which for instance, successfully neutralized the hMPV B2 virus. A 10 µg dose of mRNA vaccine protected 100% of mice from lethal challenge and drastically reduced the viral titer after challenge (~2 log reduction).

Two 20 µg doses of MERS-CoV mRNA LNP vaccine significantly reduced viral load and induced significant amount of neutralizing antibodies against MERS-CoV (EC₅₀ between 500-1000). The MERS-CoV mRNA vaccine induced antibody titer was 3-5 fold better than any other vaccines tested in the same model.

The LNP used in the studies described herein has been used previously to deliver siRNA in various animal models as well as in humans. In view of the observations made in association with the siRNA delivery of LNP formulations, the fact that LNP is useful in vaccines is quite surprising. It has been observed that therapeutic delivery of siRNA formulated in LNP causes an undesirable inflammatory response associated with a transient IgM response, typically leading to a reduction in antigen production and a compromised immune response. In contrast to the findings observed with siRNA, the LNP-mRNA formulations of the invention are demonstrated herein to generate enhanced IgG levels, sufficient for prophylactic and therapeutic methods rather than transient IgM responses.

Nucleic Acids/Polynucleotides

Respiratory virus vaccines, as provided herein, comprise at least one (one or more) ribonucleic acid (RNA) (e.g., mRNA) polynucleotide having an open reading frame encoding at least one antigenic polypeptide selected from hMPV, PIV3, RSV, MeV and BetaCoV (e.g., selected from MERS-CoV, SARS-CoV, HCoV-OC43, HCoV-229E, HCoV-NL63, HCoV-NL, HCoV-NH and HCoV-HKU1) antigenic polypeptides. The term "nucleic acid" includes any compound and/or substance that comprises a polymer of nucleotides (nucleotide monomer). These polymers are referred to as polynucleotides. Thus, the terms "nucleic acid" and "polynucleotide" are used interchangeably.

Nucleic acids may be or may include, for example, ribonucleic acids (RNAs), deoxyribonucleic acids (DNAs), threose nucleic acids (TNAs), glycol nucleic acids (GNAs), peptide nucleic acids (PNAs), locked nucleic acids (LNAs), including LNA having a β-D-ribo configuration, α-LNA having an α-L-ribo configuration (a diastereomer of LNA), 2'-amino-LNA having a 2'-amino functionalization, and 2'-amino-α-LNA having a 2'-amino functionalization), ethylene nucleic acids (ENA), cyclohexenyl nucleic acids (CeNA) or chimeras or combinations thereof.

In some embodiments, polynucleotides of the present disclosure function as messenger RNA (mRNA). "Messenger RNA" (mRNA) refers to any polynucleotide that encodes a (at least one) polypeptide (a naturally-occurring, non-naturally-occurring, or modified polymer of amino acids) and can be translated to produce the encoded polypeptide in vitro, in vivo, in situ or ex vivo. The skilled artisan will appreciate that, except where otherwise noted, polynucleotide sequences set forth in the instant application will recite "T"s in a representative DNA sequence but where the sequence represents RNA (e.g., mRNA), the "T"s would be substituted for "U"s. Thus, any of the RNA polynucleotides encoded by a DNA identified by a particular sequence identification number may also comprise the corresponding

RNA (e.g., mRNA) sequence encoded by the DNA, where each "T" of the DNA sequence is substituted with "U."

The basic components of an mRNA molecule typically include at least one coding region, a 5' untranslated region (UTR), a 3' UTR, a 5' cap and a poly-A tail. Polynucleotides of the present disclosure may function as mRNA but can be distinguished from wild-type mRNA in their functional and/or structural design features, which serve to overcome existing problems of effective polypeptide expression using nucleic-acid based therapeutics.

In some embodiments, a RNA polynucleotide of an RNA (e.g., mRNA) vaccine encodes 2-10, 2-9, 2-8, 2-7, 2-6, 2-5, 2-4, 2-3, 3-10, 3-9, 3-8, 3-7, 3-6, 3-5, 3-4, 4-10, 4-9, 4-8, 4-7, 4-6, 4-5, 5-10, 5-9, 5-8, 5-7, 5-6, 6-10, 6-9, 6-8, 6-7, 7-10, 7-9, 7-8, 8-10, 8-9 or 9-10 antigenic polypeptides. In some embodiments, a RNA (e.g., mRNA) polynucleotide of a respiratory virus vaccine encodes at least 10, 20, 30, 40, 50, 60, 70, 80, 90 or 100 antigenic polypeptides. In some embodiments, a RNA (e.g., mRNA) polynucleotide of a respiratory virus vaccine encodes at least 100 or at least 200 antigenic polypeptides. In some embodiments, a RNA polynucleotide of an respiratory virus vaccine encodes 1-10, 5-15, 10-20, 15-25, 20-30, 25-35, 30-40, 35-45, 40-50, 1-50, 1-100, 2-50 or 2-100 antigenic polypeptides.

Polynucleotides of the present disclosure, in some embodiments, are codon optimized. Codon optimization methods are known in the art and may be used as provided herein. Codon optimization, in some embodiments, may be used to match codon frequencies in target and host organisms to ensure proper folding; bias GC content to increase mRNA stability or reduce secondary structures; minimize tandem repeat codons or base runs that may impair gene construction or expression; customize transcriptional and translational control regions; insert or remove protein trafficking sequences; remove/add post translation modification sites in encoded protein (e.g. glycosylation sites); add, remove or shuffle protein domains; insert or delete restriction sites; modify ribosome binding sites and mRNA degradation sites; adjust translational rates to allow the various domains of the protein to fold properly; or to reduce or eliminate problem secondary structures within the polynucleotide. Codon optimization tools, algorithms and services are known in the art—non-limiting examples include services from GeneArt (Life Technologies), DNA2.0 (Menlo Park Calif.) and/or proprietary methods. In some embodiments, the open reading frame (ORF) sequence is optimized using optimization algorithms.

In some embodiments, a codon optimized sequence shares less than 95% sequence identity, less than 90% sequence identity, less than 85% sequence identity, less than 80% sequence identity, or less than 75% sequence identity to a naturally-occurring or wild-type sequence (e.g., a naturally-occurring or wild-type mRNA sequence encoding a polypeptide or protein of interest (e.g., an antigenic protein or antigenic polypeptide)).

In some embodiments, a codon-optimized sequence shares between 65% and 85% (e.g., between about 67% and about 85%, or between about 67% and about 80%) sequence identity to a naturally-occurring sequence or a wild-type sequence (e.g., a naturally-occurring or wild-type mRNA sequence encoding a polypeptide or protein of interest (e.g., an antigenic protein or polypeptide)). In some embodiments, a codon-optimized sequence shares between 65% and 75%, or about 80% sequence identity to a naturally-occurring sequence or wild-type sequence (e.g., a naturally-occurring

or wild-type mRNA sequence encoding a polypeptide or protein of interest (e.g., an antigenic protein or polypeptide)).

In some embodiments a codon-optimized RNA (e.g., mRNA) may, for instance, be one in which the levels of G/C are enhanced. The G/C-content of nucleic acid molecules may influence the stability of the RNA. RNA having an increased amount of guanine (G) and/or cytosine (C) residues may be functionally more stable than nucleic acids containing a large amount of adenine (A) and thymine (T) or uracil (U) nucleotides. WO02/098443 discloses a pharmaceutical composition containing an mRNA stabilized by sequence modifications in the translated region. Due to the degeneracy of the genetic code, the modifications work by substituting existing codons for those that promote greater RNA stability without changing the resulting amino acid. The approach is limited to coding regions of the RNA.

Antigens/Antigenic Polypeptides

In some embodiments, an antigenic polypeptide (e.g., a hMPV, PIV3, RSV, MeV or BetaCoV antigenic polypeptide) is longer than 25 amino acids and shorter than 50 amino acids. Polypeptides include gene products, naturally occurring polypeptides, synthetic polypeptides, homologs, orthologs, paralogs, fragments and other equivalents, variants, and analogs of the foregoing. A polypeptide may be a single molecule or may be a multi-molecular complex such as a dimer, trimer or tetramer. Polypeptides may also comprise single chain polypeptides or multichain polypeptides, such as antibodies or insulin, and may be associated or linked to each other. Most commonly, disulfide linkages are found in multichain polypeptides. The term "polypeptide" may also apply to amino acid polymers in which at least one amino acid residue is an artificial chemical analogue of a corresponding naturally-occurring amino acid.

A "polypeptide variant" is a molecule that differs in its amino acid sequence relative to a native sequence or a reference sequence. Amino acid sequence variants may possess substitutions, deletions, insertions, or a combination of any two or three of the foregoing, at certain positions within the amino acid sequence, as compared to a native sequence or a reference sequence. Ordinarily, variants possess at least 50% identity to a native sequence or a reference sequence. In some embodiments, variants share at least 80% identity or at least 90% identity with a native sequence or a reference sequence.

In some embodiments "variant mimics" are provided. A "variant mimic" contains at least one amino acid that would mimic an activated sequence. For example, glutamate may serve as a mimic for phospho-threonine and/or phospho-serine. Alternatively, variant mimics may result in deactivation or in an inactivated product containing the mimic. For example, phenylalanine may act as an inactivating substitution for tyrosine, or alanine may act as an inactivating substitution for serine.

"Orthologs" refers to genes in different species that evolved from a common ancestral gene by speciation. Normally, orthologs retain the same function in the course of evolution. Identification of orthologs is important for reliable prediction of gene function in newly sequenced genomes.

"Analog" is meant to include polypeptide variants that differ by one or more amino acid alterations, for example, substitutions, additions or deletions of amino acid residues that still maintain one or more of the properties of the parent or starting polypeptide.

The present disclosure provides several types of compositions that are polynucleotide or polypeptide based, includ-

ing variants and derivatives. These include, for example, substitutional, insertional, deletion and covalent variants and derivatives. The term "derivative" is synonymous with the term "variant" and generally refers to a molecule that has been modified and/or changed in any way relative to a reference molecule or a starting molecule.

As such, polynucleotides encoding peptides or polypeptides containing substitutions, insertions and/or additions, deletions and covalent modifications with respect to reference sequences, in particular the polypeptide sequences disclosed herein, are included within the scope of this disclosure. For example, sequence tags or amino acids, such as one or more lysines, can be added to peptide sequences (e.g., at the N-terminal or C-terminal ends). Sequence tags can be used for peptide detection, purification or localization. Lysines can be used to increase peptide solubility or to allow for biotinylation. Alternatively, amino acid residues located at the carboxy and amino terminal regions of the amino acid sequence of a peptide or protein may optionally be deleted providing for truncated sequences. Certain amino acids (e.g., C-terminal residues or N-terminal residues) alternatively may be deleted depending on the use of the sequence, as for example, expression of the sequence as part of a larger sequence that is soluble, or linked to a solid support.

"Substitutional variants" when referring to polypeptides are those that have at least one amino acid residue in a native or starting sequence removed and a different amino acid inserted in its place at the same position. Substitutions may be single, where only one amino acid in the molecule has been substituted, or they may be multiple, where two or more (e.g., 3, 4 or 5) amino acids have been substituted in the same molecule.

As used herein the term "conservative amino acid substitution" refers to the substitution of an amino acid that is normally present in the sequence with a different amino acid of similar size, charge, or polarity. Examples of conservative substitutions include the substitution of a non-polar (hydrophobic) residue such as isoleucine, valine and leucine for another non-polar residue. Likewise, examples of conservative substitutions include the substitution of one polar (hydrophilic) residue for another such as between arginine and lysine, between glutamine and asparagine, and between glycine and serine. Additionally, the substitution of a basic residue such as lysine, arginine or histidine for another, or the substitution of one acidic residue such as aspartic acid or glutamic acid for another acidic residue are additional examples of conservative substitutions. Examples of non-conservative substitutions include the substitution of a non-polar (hydrophobic) amino acid residue such as isoleucine, valine, leucine, alanine, methionine for a polar (hydrophilic) residue such as cysteine, glutamine, glutamic acid or lysine and/or a polar residue for a non-polar residue.

"Features" when referring to polypeptide or polynucleotide are defined as distinct amino acid sequence-based or nucleotide-based components of a molecule respectively. Features of the polypeptides encoded by the polynucleotides include surface manifestations, local conformational shape, folds, loops, half-loops, domains, half-domains, sites, termini and any combination(s) thereof.

As used herein when referring to polypeptides the term "domain" refers to a motif of a polypeptide having one or more identifiable structural or functional characteristics or properties (e.g., binding capacity, serving as a site for protein-protein interactions).

As used herein when referring to polypeptides the terms "site" as it pertains to amino acid based embodiments is used

synonymously with "amino acid residue" and "amino acid side chain." As used herein when referring to polynucleotides the terms "site" as it pertains to nucleotide based embodiments is used synonymously with "nucleotide." A site represents a position within a peptide or polypeptide or polynucleotide that may be modified, manipulated, altered, derivatized or varied within the polypeptide-based or polynucleotide-based molecules.

As used herein the terms "termini" or "terminus" when referring to polypeptides or polynucleotides refers to an extremity of a polypeptide or polynucleotide respectively. Such extremity is not limited only to the first or final site of the polypeptide or polynucleotide but may include additional amino acids or nucleotides in the terminal regions. Polypeptide-based molecules may be characterized as having both an N-terminus (terminated by an amino acid with a free amino group (NH₂)) and a C-terminus (terminated by an amino acid with a free carboxyl group (COOH)). Proteins are in some cases made up of multiple polypeptide chains brought together by disulfide bonds or by non-covalent forces (multimers, oligomers). These proteins have multiple N- and C-termini. Alternatively, the termini of the polypeptides may be modified such that they begin or end, as the case may be, with a non-polypeptide based moiety such as an organic conjugate.

As recognized by those skilled in the art, protein fragments, functional protein domains, and homologous proteins are also considered to be within the scope of polypeptides of interest. For example, provided herein is any protein fragment (meaning a polypeptide sequence at least one amino acid residue shorter than a reference polypeptide sequence but otherwise identical) of a reference protein having a length of 10, 20, 30, 40, 50, 60, 70, 80, 90, 100 or longer than 100 amino acids. In another example, any protein that includes a stretch of 20, 30, 40, 50, or 100 (contiguous) amino acids that are 40%, 50%, 60%, 70%, 80%, 90%, 95%, or 100% identical to any of the sequences described herein can be utilized in accordance with the disclosure. In some embodiments, a polypeptide includes 2, 3, 4, 5, 6, 7, 8, 9, 10, or more mutations as shown in any of the sequences provided herein or referenced herein. In another example, any protein that includes a stretch of 20, 30, 40, 50, or 100 amino acids that are greater than 80%, 90%, 95%, or 100% identical to any of the sequences described herein, wherein the protein has a stretch of 5, 10, 15, 20, 25, or 30 amino acids that are less than 80%, 75%, 70%, 65% to 60% identical to any of the sequences described herein can be utilized in accordance with the disclosure.

Polypeptide or polynucleotide molecules of the present disclosure may share a certain degree of sequence similarity or identity with the reference molecules (e.g., reference polypeptides or reference polynucleotides), for example, with art-described molecules (e.g., engineered or designed molecules or wild-type molecules). The term "identity," as known in the art, refers to a relationship between the sequences of two or more polypeptides or polynucleotides, as determined by comparing the sequences. In the art, identity also means the degree of sequence relatedness between two sequences as determined by the number of matches between strings of two or more amino acid residues or nucleic acid residues. Identity measures the percent of identical matches between the smaller of two or more sequences with gap alignments (if any) addressed by a particular mathematical model or computer program (e.g., "algorithms"). Identity of related peptides can be readily calculated by known methods. "% identity" as it applies to polypeptide or polynucleotide sequences is defined as the

percentage of residues (amino acid residues or nucleic acid residues) in the candidate amino acid or nucleic acid sequence that are identical with the residues in the amino acid sequence or nucleic acid sequence of a second sequence after aligning the sequences and introducing gaps, if necessary, to achieve the maximum percent identity. Methods and computer programs for the alignment are well known in the art. Identity depends on a calculation of percent identity but may differ in value due to gaps and penalties introduced in the calculation. Generally, variants of a particular polynucleotide or polypeptide have at least 40%, 45%, 50%, 55%, 60%, 65%, 70%, 75%, 80%, 85%, 90%, 91%, 92%, 93%, 94%, 95%, 96%, 97%, 98%, 99% but less than 100% sequence identity to that particular reference polynucleotide or polypeptide as determined by sequence alignment programs and parameters described herein and known to those skilled in the art. Such tools for alignment include those of the BLAST suite (Stephen F. Altschul, et al. (1997)). Gapped BLAST and PSI-BLAST: a new generation of protein database search programs," *Nucleic Acids Res.* 25:3389-3402). Another popular local alignment technique is based on the Smith-Waterman algorithm (Smith, T. F. & Waterman, M. S. (1981) "Identification of common molecular subsequences." *J. Mol. Biol.* 147:195-197). A general global alignment technique based on dynamic programming is the Needleman-Wunsch algorithm (Needleman, S. B. & Wunsch, C. D. (1970) "A general method applicable to the search for similarities in the amino acid sequences of two proteins." *J. Mol. Biol.* 48:443-453). More recently, a Fast Optimal Global Sequence Alignment Algorithm (FOGSAA) was developed that purportedly produces global alignment of nucleotide and protein sequences faster than other optimal global alignment methods, including the Needleman-Wunsch algorithm. Other tools are described herein, specifically in the definition of "identity" below.

As used herein, the term "homology" refers to the overall relatedness between polymeric molecules, e.g. between nucleic acid molecules (e.g. DNA molecules and/or RNA molecules) and/or between polypeptide molecules. Polymeric molecules (e.g. nucleic acid molecules (e.g. DNA molecules and/or RNA molecules) and/or polypeptide molecules) that share a threshold level of similarity or identity determined by alignment of matching residues are termed homologous. Homology is a qualitative term that describes a relationship between molecules and can be based upon the quantitative similarity or identity. Similarity or identity is a quantitative term that defines the degree of sequence match between two compared sequences. In some embodiments, polymeric molecules are considered to be "homologous" to one another if their sequences are at least 25%, 30%, 35%, 40%, 45%, 50%, 55%, 60%, 65%, 70%, 75%, 80%, 85%, 90%, 95%, or 99% identical or similar. The term "homologous" necessarily refers to a comparison between at least two sequences (polynucleotide or polypeptide sequences). Two polynucleotide sequences are considered homologous if the polypeptides they encode are at least 50%, 60%, 70%, 80%, 90%, 95%, or even 99% for at least one stretch of at least 20 amino acids. In some embodiments, homologous polynucleotide sequences are characterized by the ability to encode a stretch of at least 4-5 uniquely specified amino acids. For polynucleotide sequences less than 60 nucleotides in length, homology is determined by the ability to encode a stretch of at least 4-5 uniquely specified amino acids. Two protein sequences are considered homologous if the proteins are at least 50%, 60%, 70%, 80%, or 90% identical for at least one stretch of at least 20 amino acids.

Homology implies that the compared sequences diverged in evolution from a common origin. The term "homolog" refers to a first amino acid sequence or nucleic acid sequence (e.g., gene (DNA or RNA) or protein sequence) that is related to a second amino acid sequence or nucleic acid sequence by descent from a common ancestral sequence. The term "homolog" may apply to the relationship between genes and/or proteins separated by the event of speciation or to the relationship between genes and/or proteins separated by the event of genetic duplication. "Orthologs" are genes (or proteins) in different species that evolved from a common ancestral gene (or protein) by speciation. Typically, orthologs retain the same function in the course of evolution. "Paralogs" are genes (or proteins) related by duplication within a genome. Orthologs retain the same function in the course of evolution, whereas paralogs evolve new functions, even if these are related to the original one.

The term "identity" refers to the overall relatedness between polymeric molecules, for example, between polynucleotide molecules (e.g. DNA molecules and/or RNA molecules) and/or between polypeptide molecules. Calculation of the percent identity of two polynucleic acid sequences, for example, can be performed by aligning the two sequences for optimal comparison purposes (e.g., gaps can be introduced in one or both of a first and a second nucleic acid sequences for optimal alignment and non-identical sequences can be disregarded for comparison purposes). In certain embodiments, the length of a sequence aligned for comparison purposes is at least 30%, at least 40%, at least 50%, at least 60%, at least 70%, at least 80%, at least 90%, at least 95%, or 100% of the length of the reference sequence. The nucleotides at corresponding nucleotide positions are then compared. When a position in the first sequence is occupied by the same nucleotide as the corresponding position in the second sequence, then the molecules are identical at that position. The percent identity between the two sequences is a function of the number of identical positions shared by the sequences, taking into account the number of gaps, and the length of each gap, which needs to be introduced for optimal alignment of the two sequences. The comparison of sequences and determination of percent identity between two sequences can be accomplished using a mathematical algorithm. For example, the percent identity between two nucleic acid sequences can be determined using methods such as those described in Computational Molecular Biology, Lesk, A. M., ed., Oxford University Press, New York, 1988; Biocomputing: Informatics and Genome Projects, Smith, D. W., ed., Academic Press, New York, 1993; Sequence Analysis in Molecular Biology, von Heinje, G., Academic Press, 1987; Computer Analysis of Sequence Data, Part I, Griffin, A. M., and Griffin, H. G., eds., Humana Press, New Jersey, 1994; and Sequence Analysis Primer, Gribskov, M. and Devereux, J., eds., M Stockton Press, New York, 1991; each of which is incorporated herein by reference. For example, the percent identity between two nucleic acid sequences can be determined using the algorithm of Meyers and Miller (CABIOS, 1989, 4:11-17), which has been incorporated into the ALIGN program (version 2.0) using a PAM 120 weight residue table, a gap length penalty of 12 and a gap penalty of 4. The percent identity between two nucleic acid sequences can, alternatively, be determined using the GAP program in the GCG software package using an NWSgapdna.CMP matrix. Methods commonly employed to determine percent identity between sequences include, but are not limited to those disclosed in Carillo, H., and Lipman, D., *SIAM J Applied Math.*, 48:1073 (1988); incorporated herein by reference.

Techniques for determining identity are codified in publicly available computer programs. Exemplary computer software to determine homology between two sequences include, but are not limited to, GCG program package, Devereux, J., et al., *Nucleic Acids Research*, 12(1), 387 (1984), BLASTP, BLASTN, and FASTA Altschul, S. F. et al., *J. Molec. Biol.*, 215, 403 (1990).

Multiprotein and Multicomponent Vaccines

The present disclosure encompasses respiratory virus vaccines comprising multiple RNA (e.g., mRNA) polynucleotides, each encoding a single antigenic polypeptide, as well as respiratory virus vaccines comprising a single RNA polynucleotide encoding more than one antigenic polypeptide (e.g., as a fusion polypeptide). Thus, a vaccine composition comprising a RNA (e.g., mRNA) polynucleotide having an open reading frame encoding a first antigenic polypeptide and a RNA (e.g., mRNA) polynucleotide having an open reading frame encoding a second antigenic polypeptide encompasses (a) vaccines that comprise a first RNA polynucleotide encoding a first antigenic polypeptide and a second RNA polynucleotide encoding a second antigenic polypeptide, and (b) vaccines that comprise a single RNA polynucleotide encoding a first and second antigenic polypeptide (e.g., as a fusion polypeptide). RNA (e.g., mRNA) vaccines of the present disclosure, in some embodiments, comprise 2-10 (e.g., 2, 3, 4, 5, 6, 7, 8, 9 or 10), or more, RNA polynucleotides having an open reading frame, each of which encodes a different antigenic polypeptide (or a single RNA polynucleotide encoding 2-10, or more, different antigenic polypeptides). The antigenic polypeptides may be selected from hMPV, PIV3, RSV, MEV and BetaCoV (e.g., selected from MERS-CoV, SARS-CoV, HCoV-OC43, HCoV-229E, HCoV-NL63, HCoV-NL, HCoV-NH and HCoV-HKU1) antigenic polypeptides.

In some embodiments, a respiratory virus vaccine comprises a RNA (e.g., mRNA) polynucleotide having an open reading frame encoding a viral capsid protein, a RNA (e.g., mRNA) polynucleotide having an open reading frame encoding a viral premembrane/membrane protein, and a RNA (e.g., mRNA) polynucleotide having an open reading frame encoding a viral envelope protein. In some embodiments, a respiratory virus vaccine comprises a RNA (e.g., mRNA) polynucleotide having an open reading frame encoding a viral fusion (F) protein and a RNA polynucleotide having an open reading frame encoding a viral major surface glycoprotein (G protein). In some embodiments, a vaccine comprises a RNA (e.g., mRNA) polynucleotide having an open reading frame encoding a viral F protein. In some embodiments, a vaccine comprises a RNA (e.g., mRNA) polynucleotide having an open reading frame encoding a viral G protein. In some embodiments, a vaccine comprises a RNA (e.g., mRNA) polynucleotide having an open reading frame encoding a HN protein.

In some embodiments, a multicomponent vaccine comprises at least one RNA (e.g., mRNA) polynucleotide encoding at least one antigenic polypeptide fused to a signal peptide (e.g., any one of SEQ ID NO: 15-19). The signal peptide may be fused at the N-terminus or the C-terminus of an antigenic polypeptide. An antigenic polypeptide fused to a signal peptide may be selected from hMPV, PIV3, RSV, MEV and BetaCoV (e.g., selected from MERS-CoV, SARS-CoV, HCoV-OC43, HCoV-229E, HCoV-NL63, HCoV-NL, HCoV-NH and HCoV-HKU1) antigenic polypeptides.

Signal Peptides

In some embodiments, antigenic polypeptides encoded by respiratory virus RNA (e.g., mRNA) polynucleotides comprise a signal peptide. Signal peptides, comprising the

N-terminal 15-60 amino acids of proteins, are typically needed for the translocation across the membrane on the secretory pathway and, thus, universally control the entry of most proteins both in eukaryotes and prokaryotes to the secretory pathway. Signal peptides generally include three regions: an N-terminal region of differing length, which usually comprises positively charged amino acids; a hydrophobic region; and a short carboxy-terminal peptide region. In eukaryotes, the signal peptide of a nascent precursor protein (pre-protein) directs the ribosome to the rough endoplasmic reticulum (ER) membrane and initiates the transport of the growing peptide chain across it for processing. ER processing produces mature proteins, wherein the signal peptide is cleaved from precursor proteins, typically by an ER-resident signal peptidase of the host cell, or they remain uncleaved and function as a membrane anchor. A signal peptide may also facilitate the targeting of the protein to the cell membrane. The signal peptide, however, is not responsible for the final destination of the mature protein. Secretory proteins devoid of additional address tags in their sequence are by default secreted to the external environment. During recent years, a more advanced view of signal peptides has evolved, showing that the functions and immunodominance of certain signal peptides are much more versatile than previously anticipated.

Respiratory virus vaccines of the present disclosure may comprise, for example, RNA (e.g., mRNA) polynucleotides encoding an artificial signal peptide, wherein the signal peptide coding sequence is operably linked to and is in frame with the coding sequence of the antigenic polypeptide. Thus, respiratory virus vaccines of the present disclosure, in some embodiments, produce an antigenic polypeptide comprising an antigenic polypeptide (e.g., hMPV, PIV3, RSV, MeV or BetaCoV) fused to a signal peptide. In some embodiments, a signal peptide is fused to the N-terminus of the antigenic polypeptide. In some embodiments, a signal peptide is fused to the C-terminus of the antigenic polypeptide.

In some embodiments, the signal peptide fused to the antigenic polypeptide is an artificial signal peptide. In some embodiments, an artificial signal peptide fused to the antigenic polypeptide encoded by the RNA (e.g., mRNA) vaccine is obtained from an immunoglobulin protein, e.g., an IgE signal peptide or an IgG signal peptide. In some embodiments, a signal peptide fused to the antigenic polypeptide encoded by a RNA (e.g., mRNA) vaccine is an Ig heavy chain epsilon-1 signal peptide (IgE HC SP) having the sequence of: MDWTWILFLVAAATRVHS (SEQ ID NO: 16). In some embodiments, a signal peptide fused to the antigenic polypeptide encoded by the (e.g., mRNA) RNA (e.g., mRNA) vaccine is an IgGk chain V-III region HAH signal peptide (IgGk SP) having the sequence of METPAQLLFLLLLWLPDITG (SEQ ID NO: 15). In some embodiments, the signal peptide is selected from: Japanese encephalitis PRM signal sequence (MLGSNSGQRV-VFTILLLVAPAYS; SEQ ID NO: 17), VSVg protein signal sequence (MKCLLYLAFLFIGVNCA; SEQ ID NO: 18) and Japanese encephalitis JEV signal sequence (MWLVS-LAIVTACAGA; SEQ ID NO: 19).

In some embodiments, the antigenic polypeptide encoded by a RNA (e.g., mRNA) vaccine comprises an amino acid sequence identified by any one of SEQ ID NO: 5-8, 12-13, 24-34, 47-50 or 54-56 (Tables 3, 6, 11, 14 or 17; see also amino acid sequences of Tables 4, 7, 12 or 15) fused to a signal peptide identified by any one of SEQ ID NO: 15-19 (Table 8). The examples disclosed herein are not meant to be limiting and any signal peptide that is known in the art to facilitate targeting of a protein to ER for processing and/or

targeting of a protein to the cell membrane may be used in accordance with the present disclosure.

A signal peptide may have a length of 15-60 amino acids. For example, a signal peptide may have a length of 15, 16, 17, 18, 19, 20, 21, 22, 23, 24, 25, 26, 27, 28, 29, 30, 31, 32, 33, 34, 35, 36, 37, 38, 39, 40, 41, 42, 43, 44, 45, 46, 47, 48, 49, 50, 51, 52, 53, 54, 55, 56, 57, 58, 59, or 60 amino acids. In some embodiments, a signal peptide has a length of 20-60, 25-60, 30-60, 35-60, 40-60, 45-60, 50-60, 55-60, 15-55, 20-55, 25-55, 30-55, 35-55, 40-55, 45-55, 50-55, 15-50, 20-50, 25-50, 30-50, 35-50, 40-50, 45-50, 15-45, 20-45, 25-45, 30-45, 35-45, 40-45, 15-40, 20-40, 25-40, 30-40, 35-40, 15-35, 20-35, 25-35, 30-35, 15-30, 20-30, 25-30, 15-25, 20-25, or 15-20 amino acids.

A signal peptide is typically cleaved from the nascent polypeptide at the cleavage junction during ER processing. The mature antigenic polypeptide produced by a respiratory virus RNA (e.g., mRNA) vaccine of the present disclosure typically does not comprise a signal peptide.

Chemical Modifications

Respiratory virus vaccines of the present disclosure, in some embodiments, comprise at least RNA (e.g. mRNA) polynucleotide having an open reading frame encoding at least one antigenic polypeptide that comprises at least one chemical modification.

The terms “chemical modification” and “chemically modified” refer to modification with respect to adenosine (A), guanosine (G), uridine (U), thymidine (T) or cytidine (C) ribonucleosides or deoxyribonucleosides in at least one of their position, pattern, percent or population. Generally, these terms do not refer to the ribonucleotide modifications in naturally occurring 5'-terminal mRNA cap moieties. With respect to a polypeptide, the term “modification” refers to a modification relative to the canonical set 20 amino acids. Polypeptides, as provided herein, are also considered “modified” if they contain amino acid substitutions, insertions or a combination of substitutions and insertions.

Polynucleotides (e.g., RNA polynucleotides, such as mRNA polynucleotides), in some embodiments, comprise various (more than one) different modifications. In some embodiments, a particular region of a polynucleotide contains one, two or more (optionally different) nucleoside or nucleotide modifications. In some embodiments, a modified RNA polynucleotide (e.g., a modified mRNA polynucleotide), introduced to a cell or organism, exhibits reduced degradation in the cell or organism, respectively, relative to an unmodified polynucleotide. In some embodiments, a modified RNA polynucleotide (e.g., a modified mRNA polynucleotide), introduced into a cell or organism, may exhibit reduced immunogenicity in the cell or organism, respectively (e.g., a reduced innate response).

Modifications of polynucleotides include, without limitation, those described herein. Polynucleotides (e.g., RNA polynucleotides, such as mRNA polynucleotides) may comprise modifications that are naturally-occurring, non-naturally-occurring or the polynucleotide may comprise a combination of naturally-occurring and non-naturally-occurring modifications. Polynucleotides may include any useful modification, for example, of a sugar, a nucleobase, or an internucleoside linkage (e.g., to a linking phosphate, to a phosphodiester linkage or to the phosphodiester backbone).

Polynucleotides (e.g., RNA polynucleotides, such as mRNA polynucleotides), in some embodiments, comprise non-natural modified nucleotides that are introduced during synthesis or post-synthesis of the polynucleotides to achieve desired functions or properties. The modifications may be present on an internucleotide linkages, purine or pyrimidine

bases, or sugars. The modification may be introduced with chemical synthesis or with a polymerase enzyme at the terminal of a chain or anywhere else in the chain. Any of the regions of a polynucleotide may be chemically modified.

The present disclosure provides for modified nucleosides and nucleotides of a polynucleotide (e.g., RNA polynucleotides, such as mRNA polynucleotides). A "nucleoside" refers to a compound containing a sugar molecule (e.g., a pentose or ribose) or a derivative thereof in combination with an organic base (e.g., a purine or pyrimidine) or a derivative thereof (also referred to herein as "nucleobase"). A nucleotide" refers to a nucleoside, including a phosphate group. Modified nucleotides may be synthesized by any useful method, such as, for example, chemically, enzymatically, or recombinantly, to include one or more modified or non-natural nucleosides. Polynucleotides may comprise a region or regions of linked nucleosides. Such regions may have variable backbone linkages. The linkages may be standard phosphodiester linkages, in which case the polynucleotides would comprise regions of nucleotides.

Modified nucleotide base pairing encompasses not only the standard adenosine-thymine, adenosine-uracil, or guanosine-cytosine base pairs, but also base pairs formed between nucleotides and/or modified nucleotides comprising non-standard or modified bases, wherein the arrangement of hydrogen bond donors and hydrogen bond acceptors permits hydrogen bonding between a non-standard base and a standard base or between two complementary non-standard base structures. One example of such non-standard base pairing is the base pairing between the modified nucleotide inosine and adenine, cytosine or uracil. Any combination of base/sugar or linker may be incorporated into polynucleotides of the present disclosure.

Modifications of polynucleotides (e.g., RNA polynucleotides, such as mRNA polynucleotides) that are useful in the vaccines of the present disclosure include, but are not limited to the following: 2-methylthio-N6-(cis-hydroxyisopentenyl)adenosine; 2-methylthio-N6-methyladenosine; 2-methylthio-N6-threonyl carbamoyladenosine; N6-glycylcarbamoyladenosine; N6-isopentenyladenosine; N6-methyladenosine; N6-threonylcarbamoyladenosine; 1,2'-O-dimethyladenosine; 1-methyladenosine; 2'-O-methyladenosine; 2'-O-ribosyladenosine (phosphate); 2-methyladenosine; 2-methylthio-N6 isopentenyladenosine; 2-methylthio-N6-hydroxynorvalyl carbamoyladenosine; 2'-O-methyladenosine; 2'-O-ribosyladenosine (phosphate); Isopentenyladenosine; N6-(cis-hydroxyisopentenyl)adenosine; N6,2'-O-dimethyladenosine; N6,2'-O-dimethyladenosine; N6,N6,2'-O-trimethyladenosine; N6,N6-dimethyladenosine; N6-acetyladenosine; N6-hydroxynorvalylcarbamoyladenosine; N6-methyl-N6-threonylcarbamoyladenosine; 2-methyladenosine; 2-methylthio-N6-isopentenyladenosine; 7-deaza-adenosine; N1-methyl-adenosine; N6, N6 (dimethyl)adenine; N6-cis-hydroxy-isopentenyl-adenosine; α -thio-adenosine; 2 (amino)adenine; 2 (aminopropyl)adenine; 2 (methylthio) N6 (isopentenyl)adenine; 2-(alkyl)adenine; 2-(aminoalkyl)adenine; 2-(aminopropyl)adenine; 2-(halo)adenine; 2-(halo)adenine; 2-(propyl)adenine; 2'-Amino-2'-deoxy-ATP; 2'-Azido-2'-deoxy-ATP; 2'-Deoxy-2'-a-aminoadenosine TP; 2'-Deoxy-2'-a-azidoadenosine TP; 6 (alkyl)adenine; 6 (methyl)adenine; 6-(alkyl)adenine; 6-(methyl)adenine; 7 (deaza)adenine; 8 (alkenyl)adenine; 8 (alkynyl)adenine; 8 (amino)adenine; 8 (thioalkyl)adenine; 8-(alkenyl)adenine; 8-(alkyl)adenine; 8-(alkynyl)adenine; 8-(amino)adenine; 8-(halo)adenine; 8-(hydroxyl)adenine; 8-(thioalkyl)adenine; 8-(thiol)adenine; 8-azido-adenosine; aza adenosine; deaza

adenine; N6 (methyl)adenine; N6-(isopentyl)adenine; 7-deaza-8-aza-adenosine; 7-methyladenine; 1-Deazaadenosine TP; 2'Fluoro-N6-Bz-deoxyadenosine TP; 2'-OMe-2-Amino-ATP; 2'O-methyl-N6-Bz-deoxyadenosine TP; 2'-a-Ethynyladenosine TP; 2-aminoadenine; 2-Aminoadenosine TP; 2-Amino-ATP; 2'-a-Trifluoromethyladenosine TP; 2-Azidoadenosine TP; 2'-b-Ethynyladenosine TP; 2-Bromoadenosine TP; 2'-b-Trifluoromethyladenosine TP; 2-Chloroadenosine TP; 2'-Deoxy-2', 2'-difluoroadenosine TP; 2'-Deoxy-2'-a-mercaptoadenosine TP; 2'-Deoxy-2'-a-thiomethoxyadenosine TP; 2'-Deoxy-2'-b-aminoadenosine TP; 2'-Deoxy-2'-b-azidoadenosine TP; 2'-Deoxy-2'-b-bromoadenosine TP; 2'-Deoxy-2'-b-chloroadenosine TP; 2'-Deoxy-2'-b-fluoroadenosine TP; 2'-Deoxy-2'-b-iodoadenosine TP; 2'-Deoxy-2'-b-mercaptoadenosine TP; 2'-Deoxy-2'-b-thiomethoxyadenosine TP; 2-Fluoroadenosine TP; 2-Iodoadenosine TP; 2-Mercaptoadenosine TP; 2-methoxy-adenine; 2-methylthio-adenine; 2-Trifluoromethyladenosine TP; 3-Deaza-3-bromoadenosine TP; 3-Deaza-3-chloroadenosine TP; 3-Deaza-3-fluoroadenosine TP; 3-Deaza-3-iodoadenosine TP; 3-Deazaadenosine TP; 4'-Azidoadenosine TP; 4'-Carbocyclic adenosine TP; 4'-Ethynyladenosine TP; 5'-Homo-adenosine TP; 8-Aza-ATP; 8-bromo-adenosine TP; 8-Trifluoromethyladenosine TP; 9-Deazaadenosine TP; 2-aminopurine; 7-deaza-2,6-diaminopurine; 7-deaza-8-aza-2,6-diaminopurine; 7-deaza-8-aza-2-aminopurine; 2,6-diaminopurine; 7-deaza-8-aza-adenine, 7-deaza-2-aminopurine; 2-thiocytidine; 3-methylcytidine; 5-formylcytidine; 5-hydroxymethylcytidine; 5-methylcytidine; N4-acetylcytidine; 2'-O-methylcytidine; 2'-O-methylcytidine; 5,2'-O-dimethylcytidine; 5-formyl-2'-O-methylcytidine; Lysidine; N4,2'-O-dimethylcytidine; N4-acetyl-2'-O-methylcytidine; N4-methylcytidine; N4,N4-Dimethyl-2'-OMe-Cytidine TP; 4-methylcytidine; 5-aza-cytidine; Pseudo-iso-cytidine; pyrrolo-cytidine; α -thio-cytidine; 2-(thio)cytosine; 2'-Amino-2'-deoxy-CTP; 2'-Azido-2'-deoxy-CTP; 2'-Deoxy-2'-a-aminocytidine TP; 2'-Deoxy-2'-a-azidocytidine TP; 3 (deaza) 5 (aza)cytosine; 3 (methyl)cytosine; 3-(alkyl)cytosine; 3-(deaza) 5 (aza)cytosine; 3-(methyl)cytidine; 4,2'-O-dimethylcytidine; 5 (halo)cytosine; 5 (methyl)cytosine; 5 (propynyl)cytosine; 5 (trifluoromethyl)cytosine; 5-(alkyl)cytosine; 5-(alkynyl)cytosine; 5-(halo)cytosine; 5-(propynyl)cytosine; 5-(trifluoromethyl)cytosine; 5-bromo-cytidine; 5-iodo-cytidine; 5-propynyl cytosine; 6-(azo)cytosine; 6-aza-cytidine; aza cytosine; deaza cytosine; N4 (acetyl) cytosine; 1-methyl-1-deaza-pseudoisocytidine; 1-methyl-pseudoisocytidine; 2-methoxy-5-methyl-cytidine; 2-methoxy-cytidine; 2-thio-5-methyl-cytidine; 4-methoxy-1-methyl-pseudoisocytidine; 4-methoxy-pseudoisocytidine; 4-thio-1-methyl-1-deaza-pseudoisocytidine; 4-thio-1-methyl-pseudoisocytidine; 4-thio-pseudoisocytidine; 5-azazebularine; 5-methyl-zebularine; pyrrolo-pseudoisocytidine; Zebularine; (E)-5-(2-Bromo-vinyl)cytidine TP; 2,2'-anhydro-cytidine TP hydrochloride; 2'Fluor-N4-Bz-cytidine TP; 2'Fluor-N4-Acetyl-cytidine TP; 2'-O-Methyl-N4-Acetyl-cytidine TP; 2'O-methyl-N4-Bz-cytidine TP; 2'-a-Ethynylcytidine TP; 2'-a-Trifluoromethylcytidine TP; 2'-b-Ethynylcytidine TP; 2'-b-Trifluoromethylcytidine TP; 2'-Deoxy-2', 2'-difluorocytidine TP; 2'-Deoxy-2'-a-mercaptocytidine TP; 2'-Deoxy-2'-a-thiomethoxycytidine TP; 2'-Deoxy-2'-b-aminocytidine TP; 2'-Deoxy-2'-b-azidocytidine TP; 2'-Deoxy-2'-b-bromocytidine TP; 2'-Deoxy-2'-b-chlorocytidine TP; 2'-Deoxy-2'-b-fluorocytidine TP; 2'-Deoxy-2'-b-iodocytidine TP; 2'-Deoxy-2'-b-mercaptocytidine TP; 2'-Deoxy-2'-b-thiomethoxycytidine TP; 2'-O-Methyl-5-(1-propynyl)cytidine TP; 3'-Ethynylcytidine TP; 4'-Azidocytidine TP; 4'-Carbocyclic cytidine TP; 4'-Ethynylcytidine

TP; 5-(1-Propynyl)ara-cytidine TP; 5-(2-Chloro-phenyl)-2-thiocytidine TP; 5-(4-Amino-phenyl)-2-thiocytidine TP; 5-Aminoallyl-CTP; 5-Cyanocytidine TP; 5-Ethynylara-cytidine TP; 5-Ethynylcytidine TP; 5'-Homo-cytidine TP; 5-Methoxycytidine TP; 5-Trifluoromethyl-Cytidine TP; N4-Amino-cytidine TP; N4-Benzoyl-cytidine TP; Pseudosocytidine; 7-methylguanosine; N2,2'-O-dimethylguanosine; N2-methylguanosine; Wyosine; 1,2'-O-dimethylguanosine; 1-methylguanosine; 2'-O-methylguanosine; 2'-O-ribosylguanosine (phosphate); 2'-O-methylguanosine; 2'-O-ribosylguanosine (phosphate); 7-aminomethyl-7-deazaguanosine; 7-cyano-7-deazaguanosine; Archaeosine; Methylwyosine; N2,7-dimethylguanosine; N2,N2,2'-O-trimethylguanosine; N2,N2,7-trimethylguanosine; N2,N2-dimethylguanosine; N2,7,2'-O-trimethylguanosine; 6-thioguanosine; 7-deaza-guanosine; 8-oxo-guanosine; N1-methyl-guanosine; α -thio-guanosine; 2 (propyl)guanidine; 2-(alkyl)guanidine; 2'-Amino-2'-deoxy-GTP; 2'-Azido-2'-deoxy-GTP; 2'-Deoxy-2'-a-aminoguanosine TP; 2'-Deoxy-2'-a-azidoguanosine TP; 6 (methyl)guanidine; 6-(alkyl)guanidine; 6-(methyl)guanidine; 6-methyl-guanosine; 7 (alkyl)guanidine; 7 (deaza)guanidine; 7 (methyl)guanidine; 7-(alkyl)guanidine; 7-(deaza)guanidine; 7-(methyl)guanidine; 8 (alkyl)guanidine; 8 (alkynyl)guanidine; 8 (halo)guanidine; 8 (thioalkyl)guanidine; 8-(alkenyl)guanidine; 8-(alkyl)guanidine; 8-(alkynyl)guanidine; 8-(amino)guanidine; 8-(halo)guanidine; 8-(hydroxyl)guanidine; 8-(thioalkyl)guanidine; 8-(thiol)guanidine; aza guanine; deaza guanine; N (methyl)guanidine; N-(methyl)guanidine; 1-methyl-6-thio-guanosine; 6-methoxy-guanosine; 6-thio-7-deaza-8-aza-guanosine; 6-thio-7-deaza-guanosine; 6-thio-7-methyl-guanosine; 7-deaza-8-aza-guanosine; 7-methyl-8-oxo-guanosine; N2,N2-dimethyl-6-thio-guanosine; N2-methyl-6-thio-guanosine TP; 1-Me-GTP; 2'Fluoro-N2-isobutyl-guanosine TP; 2'-a-Ethynylguanosine TP; 2'-a-Trifluoromethylguanosine TP; 2'-b-Ethynylguanosine TP; 2'-b-Trifluoromethylguanosine TP; 2'-Deoxy-2', 2'-difluoroguanosine TP; 2'-Deoxy-2'-a-mercaptopguanosine TP; 2'-Deoxy-2'-a-thiomethoxyguanosine TP; 2'-Deoxy-2'-b-aminoguanosine TP; 2'-Deoxy-2'-b-azidoguanosine TP; 2'-Deoxy-2'-b-bromoguanosine TP; 2'-Deoxy-2'-b-chloroguanosine TP; 2'-Deoxy-2'-b-fluoroguanosine TP; 2'-Deoxy-2'-b-iodoguanosine TP; 2'-Deoxy-2'-b-mercaptopguanosine TP; 2'-Deoxy-2'-b-thiomethoxyguanosine TP; 4'-Azidoguanosine TP; 4'-Carbocyclic guanosine TP; 4'-Ethynylguanosine TP; 5'-Homo-guanosine TP; 8-bromo-guanosine TP; 9-Deazaguanosine TP; N2-isobutyl-guanosine TP; 1-methylinosine; Inosine; 1,2'-O-dimethylinosine; 2'-O-methylinosine; 7-methylinosine; 2'-O-methylinosine; Epoxyqueosine; galactosyl-queosine; Mannosylqueosine; Queosine; allylamino-thymidine; aza thymidine; deaza thymidine; deoxy-thymidine; 2'-O-methyluridine; 2-thiouridine; 3-methyluridine; 5-carboxymethyluridine; 5-hydroxyuridine; 5-methyluridine; 5-aurinomethyl-2-thiouridine; 5-aurinomethyluridine; Dihydrouridine; Pseudouridine; (3-(3-amino-3-carboxypropyl)uridine; 1-methyl-3-(3-amino-5-carboxypropyl)pseudouridine; 1-methylpseudouridine; 1-methyl-pseudouridine; 2'-O-methyluridine; 2'-O-methylpseudouridine; 2'-O-methyluridine; 2-thio-2'-O-methyluridine; 3-(3-amino-3-carboxypropyl)uridine; 3,2'-O-dimethyluridine; 3-Methyl-pseudo-Uridine TP; 4-thiouridine; 5-(carboxyhydroxymethyl)uridine; 5-(carboxyhydroxymethyl)uridine methyl ester; 5,2'-O-dimethyluridine; 5,6-dihydro-uridine; 5-aminomethyl-2-thiouridine; 5-carbamoylmethyl-2'-O-methyluridine; 5-carbamoylmethyluridine; 5-carboxyhydroxymethyluridine; 5-carboxyhydroxymethyluridine methyl ester; 5-carboxymethylaminomethyl-2'-O-

methyluridine; 5-carboxymethylaminomethyl-2-thiouridine; 5-carboxymethylaminomethyl-2-thiouridine; 5-carboxymethylaminomethyluridine; 5-carboxymethylaminomethyluridine; 5-Carbamoylmethyluridine TP; 5-methoxycarbonylmethyl-2'-O-methyluridine; 5-methoxycarbonylmethyl-2-thiouridine; 5-methoxycarbonylmethyluridine; 5-methoxyuridine; 5-methyl-2-thiouridine; 5-methylaminomethyl-2-selenouridine; 5-methylaminomethyl-2-thiouridine; 5-methylaminomethyluridine; 5-Methyldihydrouridine; 5-Oxyacetic acid-Uridine TP; 5-Oxyacetic acid-methyl ester-Uridine TP; N1-methylpseudo-uridine; uridine 5-oxyacetic acid; uridine 5-oxyacetic acid methyl ester; 3-(3-Amino-3-carboxypropyl)-Uridine TP; 5-(iso-Pentenylaminomethyl)-2-thiouridine TP; 5-(iso-Pentenylaminomethyl)-2'-O-methyluridine TP; 5-(iso-Pentenylaminomethyl)uridine TP; 5-propynyl uracil; α -thio-uridine; 1 (aminoalkylamino-carbonylethyl)enyl)-2 (thio)-pseudouracil; 1 (aminoalkylaminocarbonylethyl)enyl)-2,4-(dithio)pseudouracil; 1 (aminoalkylaminocarbonylethyl)enyl)-4 (thio)pseudouracil; 1 (aminoalkylaminocarbonylethyl)enyl)-pseudouracil; 1 (aminocarbonylethyl)enyl)-2(thio)-pseudouracil; 1 (aminocarbonylethyl)enyl)-2,4-(dithio)pseudouracil; 1 (aminocarbonylethyl)enyl)-4 (thio)pseudouracil; 1 (aminocarbonylethyl)enyl)-pseudouracil; 1 substituted 2(thio)-pseudouracil; 1 substituted 2,4-(dithio)pseudouracil; 1 substituted 4 (thio)pseudouracil; 1 substituted pseudouracil; 1-(aminoalkylamino-carbonylethyl)enyl)-2-(thio)-pseudouracil; 1-Methyl-3-(3-amino-3-carboxypropyl) pseudouridine TP; 1-Methyl-3-(3-amino-3-carboxypropyl)pseudo-UTP; 1-Methyl-pseudo-UTP; 2 (thio)pseudouracil; 2' deoxy uridine; 2' fluorouridine; 2-(thio)uracil; 2,4-(dithio)pseudouracil; 2' methyl, 2' amino, 2' azido, 2' fluoro-guanosine; 2'-Amino-2'-deoxy-UTP; 2'-Azido-2'-deoxy-UTP; 2'-Azido-deoxyuridine TP; 2'-O-methylpseudouridine; 2' deoxy uridine; 2' fluorouridine; 2'-Deoxy-2'-a-aminouridine TP; 2'-Deoxy-2'-a-azidouridine TP; 2-methylpseudouridine; 3 (3 amino-3 carboxypropyl)uracil; 4 (thio)pseudouracil; 4(thio)pseudouracil; 4-(thio)uracil; 4-thiouracil; 5 (1,3-diazole-1-alkyl)uracil; 5 (2-aminopropyl)uracil; 5 (aminoalkyl)uracil; 5 (dimethylaminoalkyl)uracil; 5 (guanidiniumalkyl)uracil; 5 (methoxycarbonylmethyl)-2-(thio)uracil; 5 (methoxycarbonyl-methyl)uracil; 5 (methyl) 2 (thio)uracil; 5 (methyl) 2,4 (dithio)uracil; 5 (methyl) 4 (thio)uracil; 5 (methylaminomethyl)-2 (thio)uracil; 5 (methylaminomethyl)-2,4 (dithio)uracil; 5 (methylaminomethyl)-4 (thio)uracil; 5 (propynyl)uracil; 5 (trifluoromethyl)uracil; 5-(2-aminopropyl)uracil; 5-(alkyl)-2-(thio)pseudouracil; 5-(alkyl)-2,4 (dithio)pseudouracil; 5-(alkyl)-4 (thio)pseudouracil; 5-(alkyl)pseudouracil; 5-(alkyl)uracil; 5-(alkynyl)uracil; 5-(allylamino)uracil; 5-(cyanoalkyl)uracil; 5-(dialkylaminoalkyl)uracil; 5-(dimethylaminoalkyl)uracil; 5-(guanidiniumalkyl)uracil; 5-(halo)uracil; 5-(1,3-diazole-1-alkyl)uracil; 5-(methoxy)uracil; 5-(methoxycarbonylmethyl)-2-(thio)uracil; 5-(methoxycarbonyl-methyl)uracil; 5-(methyl) 2(thio)uracil; 5-(methyl) 2,4 (dithio)uracil; 5-(methyl) 4 (thio)uracil; 5-(methyl)-2(thio)pseudouracil; 5-(methyl)-2,4 (dithio)pseudouracil; 5-(methyl)-4 (thio)pseudouracil; 5-(methyl)pseudouracil; 5-(methylaminomethyl)-2 (thio)uracil; 5-(methylaminomethyl)-2,4(dithio)uracil; 5-(methylaminomethyl)-4-(thio)uracil; 5-(propynyl)uracil; 5-(trifluoromethyl)uracil; 5-aminoallyl-uridine; 5-bromo-uridine; 5-iodo-uridine; 5-uracil; 6 (azo)uracil; 6-(azo)uracil; 6-aza-uridine; allylamino-uracil; aza uracil; deaza uracil; N3 (methyl)uracil; Pseudo-UTP-1-2-ethanoic acid; Pseudouracil; 4-Thio-pseudo-UTP; 1-carboxymethyl-pseudouridine; 1-methyl-1-

deaza-pseudouridine; 1-propynyl-uridine; 1-aurinomethyl-1-methyl-uridine; 1-aurinomethyl-4-thio-uridine; 1-aurinomethyl-pseudouridine; 2-methoxy-4-thio-pseudouridine; 2-thio-1-methyl-1-deaza-pseudouridine; 2-thio-1-methyl-pseudouridine; 2-thio-5-aza-uridine; 2-thio-dihydropseudouridine; 2-thio-dihydrouridine; 2-thio-pseudouridine; 4-methoxy-2-thio-pseudouridine; 4-methoxy-pseudouridine; 4-thio-1-methyl-pseudouridine; 4-thio-pseudouridine; 5-aza-uridine; Dihydropseudouridine; (\pm) 1-(2-Hydroxypropyl)pseudouridine TP; (2R)-1-(2-Hydroxypropyl)pseudouridine TP; (2S)-1-(2-Hydroxypropyl)pseudouridine TP; (E)-5-(2-Bromo-vinyl)ara-uridine TP; (E)-5-(2-Bromo-vinyl)uridine TP; (Z)-5-(2-Bromo-vinyl)ara-uridine TP; (Z)-5-(2-Bromo-vinyl)uridine TP; 1-(2,2,2-Trifluoroethyl)-pseudo-UTP; 1-(2,2,3,3,3-Pentafluoropropyl)pseudouridine TP; 1-(2,2-Diethoxyethyl)pseudouridine TP; 1-(2,4,6-Trimethylbenzyl)pseudouridine TP; 1-(2,4,6-Trimethyl-benzyl)pseudo-UTP; 1-(2,4,6-Trimethyl-phenyl)pseudo-UTP; 1-(2-Amino-2-carboxyethyl)pseudo-UTP; 1-(2-Amino-ethyl)pseudo-UTP; 1-(2-Hydroxyethyl)pseudouridine TP; 1-(2-Methoxyethyl)pseudouridine TP; 1-(3,4-Bis-trifluoromethoxybenzyl)pseudouridine TP; 1-(3,4-Dimethoxybenzyl)pseudouridine TP; 1-(3-Amino-3-carboxypropyl)pseudo-UTP; 1-(3-Amino-propyl)pseudo-UTP; 1-(3-Cyclopropyl-prop-2-ynyl)pseudouridine TP; 1-(4-Amino-4-carboxybutyl)pseudo-UTP; 1-(4-Amino-benzyl)pseudo-UTP; 1-(4-Amino-butyl)pseudo-UTP; 1-(4-Amino-phenyl)pseudo-UTP; 1-(4-Azidobenzyl)pseudouridine TP; 1-(4-Bromobenzyl)pseudouridine TP; 1-(4-Chlorobenzyl)pseudouridine TP; 1-(4-Fluorobenzyl)pseudouridine TP; 1-(4-Iodobenzyl)pseudouridine TP; 1-(4-Methanesulfonylbenzyl)pseudouridine TP; 1-(4-Methoxybenzyl)pseudouridine TP; 1-(4-Methoxy-benzyl)pseudo-UTP; 1-(4-Methoxy-phenyl)pseudo-UTP; 1-(4-Methylbenzyl)pseudouridine TP; 1-(4-Methyl-benzyl)pseudo-UTP; 1-(4-Nitrobenzyl)pseudouridine TP; 1-(4-Nitro-benzyl)pseudo-UTP; 1-(4-Nitro-phenyl)pseudo-UTP; 1-(4-Thiomethoxybenzyl)pseudouridine TP; 1-(4-Trifluoromethoxybenzyl)pseudouridine TP; 1-(4-Trifluoromethylbenzyl)pseudouridine TP; 1-(5-Amino-pentyl)pseudo-UTP; 1-(6-Amino-hexyl)pseudo-UTP; 1,6-Dimethyl-pseudo-UTP; 1-[3-(2-[2-(2-Aminoethoxy)-ethoxy]-ethoxy)-ethoxy]-propionyl]pseudouridine TP; 1-[3-[2-(2-Aminoethoxy)-ethoxy]-propionyl]pseudouridine TP; 1-Acetylpsudouridine TP; 1-Alkyl-6-(1-propynyl)-pseudo-UTP; 1-Alkyl-6-(2-propynyl)-pseudo-UTP; 1-Alkyl-6-allyl-pseudo-UTP; 1-Alkyl-6-ethynyl-pseudo-UTP; 1-Alkyl-6-homoallyl-pseudo-UTP; 1-Alkyl-6-vinyl-pseudo-UTP; 1-Allylpseudouridine TP; 1-Aminomethyl-pseudo-UTP; 1-Benzoylpseudouridine TP; 1-Benzyloxymethylpseudouridine TP; 1-Benzyl-pseudo-UTP; 1-Biotinyl-PEG2-pseudouridine TP; 1-Biotinylpseudouridine TP; 1-Butyl-pseudo-UTP; 1-Cyanomethylpseudouridine TP; 1-Cyclobutylmethyl-pseudo-UTP; 1-Cyclobutyl-pseudo-UTP; 1-Cycloheptylmethyl-pseudo-UTP; 1-Cycloheptyl-pseudo-UTP; 1-Cyclohexylmethyl-pseudo-UTP; 1-Cyclohexyl-pseudo-UTP; 1-Cyclooctylmethyl-pseudo-UTP; 1-Cyclooctyl-pseudo-UTP; 1-Cyclopentylmethyl-pseudo-UTP; 1-Cyclopentyl-pseudo-UTP; 1-Cyclopropylmethyl-pseudo-UTP; 1-Cyclopropyl-pseudo-UTP; 1-Ethyl-pseudo-UTP; 1-Hexyl-pseudo-UTP; 1-Homoallylpseudouridine TP; 1-Hydroxymethylpseudouridine TP; 1-iso-propyl-pseudo-UTP; 1-Me-2-thio-pseudo-UTP; 1-Me-4-thio-pseudo-UTP; 1-Me-alpha-thio-pseudo-UTP; 1-Methanesulfonylmethylpseudouridine TP; 1-Methoxymethylpseudouridine TP; 1-Methyl-6-(2,2,2-Trifluoroethyl)pseudo-UTP; 1-Methyl-6-(4-morpholino)-pseudo-UTP; 1-Methyl-6-(4-thiomor-

pholino)-pseudo-UTP; 1-Methyl-6-(substituted phenyl)pseudo-UTP; 1-Methyl-6-amino-pseudo-UTP; 1-Methyl-6-azido-pseudo-UTP; 1-Methyl-6-bromo-pseudo-UTP; 1-Methyl-6-butyl-pseudo-UTP; 1-Methyl-6-chloro-pseudo-UTP; 1-Methyl-6-cyano-pseudo-UTP; 1-Methyl-6-dimethylamino-pseudo-UTP; 1-Methyl-6-ethoxy-pseudo-UTP; 1-Methyl-6-ethylcarboxylate-pseudo-UTP; 1-Methyl-6-ethyl-pseudo-UTP; 1-Methyl-6-fluoro-pseudo-UTP; 1-Methyl-6-formyl-pseudo-UTP; 1-Methyl-6-hydroxyamino-pseudo-UTP; 1-Methyl-6-hydroxy-pseudo-UTP; 1-Methyl-6-iodo-pseudo-UTP; 1-Methyl-6-iso-propyl-pseudo-UTP; 1-Methyl-6-methoxy-pseudo-UTP; 1-Methyl-6-methylamino-pseudo-UTP; 1-Methyl-6-phenyl-pseudo-UTP; 1-Methyl-6-propyl-pseudo-UTP; 1-Methyl-6-tert-butyl-pseudo-UTP; 1-Methyl-6-trifluoromethoxy-pseudo-UTP; 1-Methyl-6-trifluoromethyl-pseudo-UTP; 1-Morpholinomethylpseudouridine TP; 1-Pentyl-pseudo-UTP; 1-Phenyl-pseudo-UTP; 1-Pivaloylpseudouridine TP; 1-Propargylpseudouridine TP; 1-Propyl-pseudo-UTP; 1-propynyl-pseudouridine; 1-p-tolyl-pseudo-UTP; 1-tert-Butyl-pseudo-UTP; 1-Thiomethoxymethylpseudouridine TP; 1-Thiomorpholinomethylpseudouridine TP; 1-Trifluoroacetylpsudouridine TP; 1-Trifluoromethyl-pseudo-UTP; 1-Vinylpseudouridine TP; 2,2'-anhydro-uridine TP; 2'-bromo-deoxyuridine TP; 2'-F-5-Methyl-2'-deoxy-UTP; 2'-OMe-5-Me-UTP; 2'-OMe-pseudo-UTP; 2'-a-Ethynyluridine TP; 2'-a-Trifluoromethyluridine TP; 2'-b-Ethynyluridine TP; 2'-b-Trifluoromethyluridine TP; 2'-Deoxy-2',2'-difluorouridine TP; 2'-Deoxy-2'-a-mercaptouridine TP; 2'-Deoxy-2'-a-thiomethoxyuridine TP; 2'-Deoxy-2'-b-aminouridine TP; 2'-Deoxy-2'-b-azidouridine TP; 2'-Deoxy-2'-b-bromouridine TP; 2'-Deoxy-2'-b-chlorouridine TP; 2'-Deoxy-2'-b-fluorouridine TP; 2'-Deoxy-2'-b-iodouridine TP; 2'-Deoxy-2'-b-mercaptouridine TP; 2'-Deoxy-2'-b-thiomethoxyuridine TP; 2-methoxy-4-thio-uridine; 2-methoxyuridine; 2'-O-Methyl-5-(1-propynyl)uridine TP; 3-Alkyl-pseudo-UTP; 4'-Azidouridine TP; 4'-Carbocyclic uridine TP; 4'-Ethynyluridine TP; 5-(1-Propynyl)ara-uridine TP; 5-(2-Furanyl)uridine TP; 5-Cyanouridine TP; 5-Dimethylaminouridine TP; 5'-Homo-uridine TP; 5-iodo-2'-fluoro-deoxyuridine TP; 5-Phenylethynyluridine TP; 5-Tri-deuteromethyl-6-deuterouridine TP; 5-Trifluoromethyl-Uridine TP; 5-Vinylarauridine TP; 6-(2,2,2-Trifluoroethyl)pseudo-UTP; 6-(4-Morpholino)-pseudo-UTP; 6-(4-Thiomorpholino)-pseudo-UTP; 6-(Substituted-Phenyl)-pseudo-UTP; 6-Amino-pseudo-UTP; 6-Azido-pseudo-UTP; 6-Bromo-pseudo-UTP; 6-Butyl-pseudo-UTP; 6-Chloro-pseudo-UTP; 6-Cyano-pseudo-UTP; 6-Dimethylamino-pseudo-UTP; 6-Ethoxy-pseudo-UTP; 6-Ethylcarboxylate-pseudo-UTP; 6-Ethyl-pseudo-UTP; 6-Fluoro-pseudo-UTP; 6-Formyl-pseudo-UTP; 6-Hydroxyamino-pseudo-UTP; 6-Hydroxy-pseudo-UTP; 6-Iodo-pseudo-UTP; 6-iso-Propyl-pseudo-UTP; 6-Methoxy-pseudo-UTP; 6-Methyl-amino-pseudo-UTP; 6-Methyl-pseudo-UTP; 6-Phenyl-pseudo-UTP; 6-Phenyl-pseudo-UTP; 6-Propyl-pseudo-UTP; 6-tert-Butyl-pseudo-UTP; 6-Trifluoromethoxy-pseudo-UTP; 6-Trifluoromethyl-pseudo-UTP; Alpha-thio-pseudo-UTP; Pseudouridine 1-(4-methylbenzenesulfonic acid) TP; Pseudouridine 1-(4-methylbenzoic acid) TP; Pseudouridine TP 1-[3-(2-ethoxy)]propionic acid; Pseudouridine TP 1-[3-{2-(2-[2-(2-ethoxy)-ethoxy]-ethoxy)-ethoxy}]propionic acid; Pseudouridine TP 1-[3-{2-(2-[2-(2-ethoxy)-ethoxy]-ethoxy)-ethoxy}]propionic acid; Pseudouridine TP 1-[3-{2-(2-[2-(2-ethoxy)-ethoxy]-ethoxy)-ethoxy}]propionic acid; Pseudouridine TP 1-methylphosphonic acid; Pseudouridine TP 1-methylphosphonic

acid diethyl ester; Pseudo-UTP-N1-3-propionic acid; Pseudo-UTP-N1-4-butanoic acid; Pseudo-UTP-N1-5-pentanoic acid; Pseudo-UTP-N1-6-hexanoic acid; Pseudo-UTP-N1-7-heptanoic acid; Pseudo-UTP-N1-methyl-p-benzoic acid; Pseudo-UTP-N1-p-benzoic acid; Wybutosine; Hydroxywybutosine; Isowyosine; Peroxywybutosine; undermodified hydroxywybutosine; 4-demethylwyosine; 2,6-(diamino)purine; 1-(aza)-2-(thio)-3-(aza)-phenoxazin-1-yl; 1,3-(diazia)-2-(oxo)-phenthiazin-1-yl; 1,3-(diazia)-2-(oxo)-phenoxazin-1-yl; 1,3,5-(triazia)-2,6-(dioxo)-naphthalene; 2 (amino)purine; 2,4,5-(trimethyl)phenyl; 2' methyl, 2'amino, 2'azido, 2'fluoro-cytidine; 2' methyl, 2' amino, 2'azido, 2'fluoro-adenine; 2'methyl, 2'amino, 2' azido, 2'fluorouridine; 2'-amino-2'-deoxyribose; 2-amino-6-Chloro-purine; 2-aza-inosinyl; 2'-azido-2'-deoxyribose; 2'fluoro-2'-deoxyribose; 2'-fluoro-modified bases; 2'-O-methyl-ribose; 2-oxo-7-aminopyridopyrimidin-3-yl; 2-oxo-pyridopyrimidine-3-yl; 2-pyridinone; 3 nitropyrrole; 3-(methyl)-7-(propynyl) isocarbostyryl; 3-(methyl)isocarbostyryl; 4-(fluoro)-6-(methyl)benzimidazole; 4-(methyl)benzimidazole; 4-(methyl)indolyl; 4,6-(dimethyl)indolyl; 5 nitroindole; 5 substituted pyrimidines; 5-(methyl)isocarbostyryl; 5-nitroindole; 6-(aza)pyrimidine; 6-(azo)thymine; 6-(methyl)-7-(aza)indolyl; 6-chloro-purine; 6-phenyl-pyrrolo-pyrimidin-2-on-3-yl; 7-(aminoalkylhydroxy)-1-(aza)-2-(thio)-3-(aza)-phenthiazin-1-yl; 7-(aminoalkylhydroxy)-1-(aza)-2-(thio)-3-(aza)-phenoxazin-1-yl; 7-(aminoalkylhydroxy)-1,3-(diazia)-2-(oxo)-phenoxazin-1-yl; 7-(aminoalkylhydroxy)-1,3-(diazia)-2-(oxo)-phenthiazin-1-yl; 7-(aminoalkylhydroxy)-1,3-(diazia)-2-(oxo)-phenoxazin-1-yl; 7-(aza)indolyl; 7-(guanidiniumalkylhydroxy)-1-(aza)-2-(thio)-3-(aza)-phenoxazin-1-yl; 7-(guanidiniumalkylhydroxy)-1-(aza)-2-(thio)-3-(aza)-phenthiazin-1-yl; 7-(guanidiniumalkylhydroxy)-1-(aza)-2-(thio)-3-(aza)-phenoxazin-1-yl; 7-(guanidiniumalkylhydroxy)-1,3-(diazia)-2-(oxo)-phenoxazin-1-yl; 7-(guanidiniumalkylhydroxy)-1,3-(diazia)-2-(oxo)-phenthiazin-1-yl; 7-(guanidiniumalkylhydroxy)-1,3-(diazia)-2-(oxo)-phenoxazin-1-yl; 7-(propynyl)isocarbostyryl; 7-(propynyl)isocarbostyryl, propynyl-7-(aza)indolyl; 7-deaza-inosinyl; 7-substituted 1-(aza)-2-(thio)-3-(aza)-phenoxazin-1-yl; 7-substituted 1,3-(diazia)-2-(oxo)-phenoxazin-1-yl; 9-(methyl)-imidizopyridinyl; Aminoindolyl; Anthracenyl; bis-ortho-(aminoalkylhydroxy)-6-phenyl-pyrrolo-pyrimidin-2-on-3-yl; bis-ortho-substituted-6-phenyl-pyrrolo-pyrimidin-2-on-3-yl; Difluorotolyl; Hypoxanthine; Imidizopyridinyl; Inosinyl; Isocarbostyryl; Isoguanisine; N2-substituted purines; N6-methyl-2-amino-purine; N6-substituted purines; N-alkylated derivative; Naphtaleenyl; Nitrobenzimidazolyl; Nitroimidazolyl; Nitroindazolyl; Nitropyrazolyl; Nubularine; O6-substituted purines; O-alkylated derivative; ortho-(aminoalkylhydroxy)-6-phenyl-pyrrolo-pyrimidin-2-on-3-yl; ortho-substituted-6-phenyl-pyrrolo-pyrimidin-2-on-3-yl; Oxoformycin TP; para-(aminoalkylhydroxy)-6-phenyl-pyrrolo-pyrimidin-2-on-3-yl; para-substituted-6-phenyl-pyrrolo-pyrimidin-2-on-3-yl; Pentacenyl; Phenanthracenyl; Phenyl; propynyl-7-(aza)indolyl; Pyrenyl; pyridopyrimidin-3-yl; pyridopyrimidin-3-yl, 2-oxo-7-amino-pyridopyrimidin-3-yl; pyrrolo-pyrimidin-2-on-3-yl; Pyrrolopyrimidinyl; Pyrrolopyrizinyl; Stilbenzyl; substituted 1,2,4-triazoles; Tetracenyl; Tubercidine; Xanthine; Xanthosine-5'-TP; 2-thio-zebularine; 5-aza-2-thio-zebularine; 7-deaza-2-amino-purine; pyridin-4-one ribonucleoside; 2-Amino-riboside-TP; Formycin A TP; Formycin B TP; Pyrrosine TP; 2'-OH-ara-adenosine TP; 2'-OH-ara-cytidine TP; 2'-OH-ara-

guanosine TP; 5-(2-carbomethoxyvinyl)uridine TP; and N6-(19-Amino-pentaaxanonadecyl)adenosine TP.

In some embodiments, polynucleotides (e.g., RNA polynucleotides, such as mRNA polynucleotides) include a combination of at least two (e.g., 2, 3, 4 or more) of the aforementioned modified nucleobases.

In some embodiments, modified nucleobases in polynucleotides (e.g., RNA polynucleotides, such as mRNA polynucleotides) are selected from the group consisting of pseudouridine (ψ), N1-methylpseudouridine ($m^1\psi$), N1-ethylpseudouridine, 2-thiouridine, 4'-thiouridine, 5-methylcytosine, 2-thio-1-methyl-1-deaza-pseudouridine, 2-thio-1-methyl-pseudouridine, 2-thio-5-aza-uridine, 2-thio-dihydropseudouridine, 2-thio-dihydrouridine, 2-thio-pseudouridine, 4-methoxy-2-thio-pseudouridine, 4-methoxy-pseudouridine, 4-thio-1-methyl-pseudouridine, 4-thio-pseudouridine, 5-aza-uridine, dihydropseudouridine, 5-methoxyuridine and 2'-O-methyl uridine. In some embodiments, polynucleotides (e.g., RNA polynucleotides, such as mRNA polynucleotides) include a combination of at least two (e.g., 2, 3, 4 or more) of the aforementioned modified nucleobases.

In some embodiments, modified nucleobases in polynucleotides (e.g., RNA polynucleotides, such as mRNA polynucleotides) are selected from the group consisting of 1-methyl-pseudouridine ($m^1\psi$), 5-methoxy-uridine (mo^5U), 5-methyl-cytidine (m^5C), pseudouridine (ψ), α -thio-guanosine and α -thio-adenosine. In some embodiments, polynucleotides includes a combination of at least two (e.g., 2, 3, 4 or more) of the aforementioned modified nucleobases.

In some embodiments, polynucleotides (e.g., RNA polynucleotides, such as mRNA polynucleotides) comprise pseudouridine (ψ) and 5-methyl-cytidine (m^5C). In some embodiments, polynucleotides (e.g., RNA polynucleotides, such as mRNA polynucleotides) comprise 1-methyl-pseudouridine ($m^1\psi$), such as mRNA polynucleotides) comprise 1-methyl-pseudouridine ($m^1\psi$). In some embodiments, polynucleotides (e.g., RNA polynucleotides, such as mRNA polynucleotides) comprise 1-methyl-pseudouridine ($m^1\psi$) and 5-methyl-cytidine (m^5C). In some embodiments, polynucleotides (e.g., RNA polynucleotides, such as mRNA polynucleotides) comprise 2-thiouridine (s^2U). In some embodiments, polynucleotides (e.g., RNA polynucleotides, such as mRNA polynucleotides) comprise 2-thiouridine and 5-methyl-cytidine (m^5C). In some embodiments, polynucleotides (e.g., RNA polynucleotides, such as mRNA polynucleotides) comprise 2'-O-methyl uridine. In some embodiments, polynucleotides (e.g., RNA polynucleotides, such as mRNA polynucleotides) comprise 2'-O-methyl uridine and 5-methyl-cytidine (m^5C). In some embodiments, polynucleotides (e.g., RNA polynucleotides, such as mRNA polynucleotides) comprise 5-methoxy-uridine (mo^5U) and 5-methyl-cytidine (m^5C). In some embodiments, polynucleotides (e.g., RNA polynucleotides, such as mRNA polynucleotides) comprise 2'-O-methyl uridine. In some embodiments, polynucleotides (e.g., RNA polynucleotides, such as mRNA polynucleotides) comprise 2'-O-methyl uridine and 5-methyl-cytidine (m^5C). In some embodiments, polynucleotides (e.g., RNA polynucleotides, such as mRNA polynucleotides) comprise N6-methyl-adenosine (m^6A). In some embodiments, polynucleotides (e.g., RNA polynucleotides, such as mRNA polynucleotides) comprise N6-methyl-adenosine (m^6A) and 5-methyl-cytidine (m^5C).

In some embodiments, polynucleotides (e.g., RNA polynucleotides, such as mRNA polynucleotides) are uniformly modified (e.g., fully modified, modified throughout the entire sequence) for a particular modification. For example, a polynucleotide can be uniformly modified with 5-methyl-cytidine (m^5C), meaning that all cytosine residues in the mRNA sequence are replaced with 5-methyl-cytidine (m^5C).

Similarly, a polynucleotide can be uniformly modified for any type of nucleoside residue present in the sequence by replacement with a modified residue such as those set forth above.

Exemplary nucleobases and nucleosides having a modified cytosine include N4-acetyl-cytidine (ac4C), 5-methyl-cytidine (m5C), 5-halo-cytidine (e.g., 5-iodo-cytidine), 5-hydroxymethyl-cytidine (hm5C), 1-methyl-pseudoisocytidine, 2-thio-cytidine (s2C), and 2-thio-5-methyl-cytidine.

In some embodiments, a modified nucleobase is a modified uridine. Exemplary nucleobases and In some embodiments, a modified nucleobase is a modified cytosine. nucleosides having a modified uridine include 5-cyano uridine, and 4'-thio uridine.

In some embodiments, a modified nucleobase is a modified adenine. Exemplary nucleobases and nucleosides having a modified adenine include 7-deaza-adenine, 1-methyl-adenosine (m1A), 2-methyl-adenine (m2A), and N6-methyl-adenosine (m6A).

In some embodiments, a modified nucleobase is a modified guanine. Exemplary nucleobases and nucleosides having a modified guanine include inosine (I), 1-methyl-inosine (m1I), wyosine (imG), methylwyosine (mimG), 7-deaza-guanosine, 7-cyano-7-deaza-guanosine (preQO), 7-aminomethyl-7-deaza-guanosine (preQ1), 7-methyl-guanosine (m7G), 1-methyl-guanosine (m1G), 8-oxo-guanosine, 7-methyl-8-oxo-guanosine.

The polynucleotides of the present disclosure may be partially or fully modified along the entire length of the molecule. For example, one or more or all or a given type of nucleotide (e.g., purine or pyrimidine, or any one or more or all of A, G, U, C) may be uniformly modified in a polynucleotide of the disclosure, or in a given predetermined sequence region thereof (e.g., in the mRNA including or excluding the polyA tail). In some embodiments, all nucleotides X in a polynucleotide of the present disclosure (or in a given sequence region thereof) are modified nucleotides, wherein X may any one of nucleotides A, G, U, C, or any one of the combinations A+G, A+U, A+C, G+U, G+C, U+C, A+G+U, A+G+C, G+U+C or A+G+C.

The polynucleotide may contain from about 1% to about 100% modified nucleotides (either in relation to overall nucleotide content, or in relation to one or more types of nucleotide, i.e., any one or more of A, G, U or C) or any intervening percentage (e.g., from 1% to 20%, from 1% to 25%, from 1% to 50%, from 1% to 60%, from 1% to 70%, from 1% to 80%, from 1% to 90%, from 1% to 95%, from 10% to 20%, from 10% to 25%, from 10% to 50%, from 10% to 60%, from 10% to 70%, from 10% to 80%, from 10% to 90%, from 10% to 95%, from 10% to 100%, from 20% to 25%, from 20% to 50%, from 20% to 60%, from 20% to 70%, from 20% to 80%, from 20% to 90%, from 20% to 95%, from 20% to 100%, from 50% to 60%, from 50% to 70%, from 50% to 80%, from 50% to 90%, from 50% to 95%, from 50% to 100%, from 70% to 80%, from 70% to 90%, from 70% to 95%, from 70% to 100%, from 80% to 90%, from 80% to 95%, from 80% to 100%, from 90% to 95%, from 90% to 100%, and from 95% to 100%). Any remaining percentage is accounted for by the presence of unmodified A, G, U, or C.

The polynucleotides may contain at a minimum 1% and at maximum 100% modified nucleotides, or any intervening percentage, such as at least 5% modified nucleotides, at least 10% modified nucleotides, at least 25% modified nucleotides, at least 50% modified nucleotides, at least 80% modified nucleotides, or at least 90% modified nucleotides. For example, the polynucleotides may contain a modified

pyrimidine such as a modified uracil or cytosine. In some embodiments, at least 5%, at least 10%, at least 25%, at least 50%, at least 80%, at least 90% or 100% of the uracil in the polynucleotide is replaced with a modified uracil (e.g., a 5-substituted uracil). The modified uracil can be replaced by a compound having a single unique structure, or can be replaced by a plurality of compounds having different structures (e.g., 2, 3, 4 or more unique structures). In some embodiments, at least 5%, at least 10%, at least 25%, at least 50%, at least 80%, at least 90% or 100% of the cytosine in the polynucleotide is replaced with a modified cytosine (e.g., a 5-substituted cytosine). The modified cytosine can be replaced by a compound having a single unique structure, or can be replaced by a plurality of compounds having different structures (e.g., 2, 3, 4 or more unique structures).

Thus, in some embodiments, the RNA (e.g., mRNA) vaccines comprise a 5'UTR element, an optionally codon optimized open reading frame, and a 3'UTR element, a poly(A) sequence and/or a polyadenylation signal wherein the RNA is not chemically modified.

In some embodiments, the modified nucleobase is a modified uracil. Exemplary nucleobases and nucleosides having a modified uracil include pseudouridine (ψ), pyridin-4-one ribonucleoside, 5-aza-uridine, 6-aza-uridine, 2-thio-5-aza-uridine, 2-thio-uridine (s^2U), 4-thio-uridine (s^4U), 4-thio-pseudouridine, 2-thio-pseudouridine, 5-hydroxy-uridine (ho^5U), 5-aminoallyl-uridine, 5-halo-uridine (e.g., 5-iodo-uridine or 5-bromo-uridine), 3-methyl-uridine (m^3U), 5-methoxy-uridine (mo^5U), uridine 5-oxyacetic acid (cmo^5U), uridine 5-oxyacetic acid methyl ester ($mcmo^5U$), 5-carboxymethyl-uridine (cm^5U), 1-carboxymethyl-pseudouridine, 5-carboxyhydroxymethyl-uridine (chm^5U), 5-carboxyhydroxymethyl-uridine methyl ester ($mchm^5U$), 5-methoxycarbonylmethyl-uridine (mcm^5U), 5-methoxycarbonylmethyl-2-thio-uridine (mcm^5s^2U), 5-aminomethyl-2-thio-uridine (nm^5s^2U), 5-methylaminomethyl-uridine (mm^5U), 5-methylaminomethyl-2-thio-uridine (mm^5s^2U), 5-methylaminomethyl-2-seleno-uridine (mm^5se^2U), 5-carbamoylmethyl-uridine (ncm^5U), 5-carboxymethylaminomethyl-uridine ($cmnm^5U$), 5-carboxyethylaminomethyl-2-thio-uridine ($cmnm^5s^2U$), 5-propynyl-uridine, 1-propynyl-pseudouridine, 5-taurinomethyl-uridine (tm^5U), 1-taurinomethyl-pseudouridine, 5-taurinomethyl-2-thio-uridine (tm^5s^2U), 1-taurinomethyl-4-thio-pseudouridine, 5-thymethyl-uridine (m^5U , i.e., having the nucleobase deoxythymine), 1-methyl-pseudouridine ($m^1\psi$), 5-methyl-2-thio-uridine ($m5s^2U$), 1-methyl-4-thio-pseudouridine ($m^1s^4\psi$), 4-thio-1-methyl-pseudouridine, 3-methyl-pseudouridine ($m^3\psi$), 2-thio-1-methyl-pseudouridine, 1-methyl-1-deazapseudouridine, 2-thio-1-methyl-1-deaza-pseudouridine, dihydrouridine (D), dihydropseudouridine, 5,6-dihydrouridine, 5-methyl-dihydrouridine (m^5D), 2-thio-dihydrouridine, 2-thio-dihydropseudouridine, 2-methoxy-uridine, 2-methoxy-4-thio-uridine, 4-methoxy-pseudouridine, 4-methoxy-2-thio-pseudouridine, N1-methyl-pseudouridine, 3-(3-amino-3-carboxypropyl)uridine (acp^3U), 1-methyl-3-(3-amino-3-carboxypropyl)pseudouridine ($acp^3\psi$), 5-(isopentenylaminomethyl)uridine (inn^5U), 5-(isopentenylaminomethyl)-2-thio-uridine (inn^5s^2U), α -thio-uridine, 2'-O-methyl-uridine (Um), 5,2'-O-dimethyl-uridine (msUm), 2'-O-methyl-pseudouridine (Wm), 2-thio-2'-O-methyl-uridine (s^2Um), 5-methoxycarbonylmethyl-2'-O-methyl-uridine (mcm^5Um), 5-carbamoylmethyl-2'-O-methyl-uridine (ncm^5Um), 5-carboxymethylaminomethyl-2'-O-methyl-uridine ($cmnm^5Um$), 3,2'-O-dimethyl-uridine (m^3Um), and 5-(isopentenylaminomethyl)-2'-O-methyl-uridine (inn^5Um), 1-thio-uridine, deoxythymidine, 2'-F-ara-

uridine, 2'-F-uridine, 2'-OH-ara-uridine, 5-(2-carbomethoxyvinyl) uridine, and 5-[3-(1-E-propenylamino)] uridine.

In some embodiments, the modified nucleobase is a modified cytosine. Exemplary nucleobases and nucleosides having a modified cytosine include 5-aza-cytidine, 6-azacytidine, pseudoisocytidine, 3-methyl-cytidine (m^3C), N4-acetyl-cytidine (ac^4C), 5-formyl-cytidine (f^5C), N4-methyl-cytidine (m^4C), 5-methyl-cytidine (m^5C), 5-halo-cytidine (e.g., 5-iodo-cytidine), 5-hydroxymethyl-cytidine (hm^5C), 1-methyl-pseudoisocytidine, pyrrolo-cytidine, pyrrolo-pseudoisocytidine, 2-thio-cytidine (s^2C), 2-thio-5-methyl-cytidine, 4-thio-pseudoisocytidine, 4-thio-1-methyl-pseudoisocytidine, 4-thio-1-methyl-1-deazapseudoisocytidine, 1-methyl-1-deaza-pseudoisocytidine, 15 zebularine, 5-aza-zebularine, 5-methyl-zebularine, 5-aza-2-thio-zebularine, 2-thio-zebularine, 2-methoxy-cytidine, 2-methoxy-5-methyl-cytidine, 4-methoxy-pseudoisocytidine, 4-methoxy-1-methyl-pseudoisocytidine, lysidine (k_2C), α -thio-cytidine, 2'-O-methyl-cytidine (Cm), 5,2'-O-dimethyl-cytidine (m^5Cm), N4-acetyl-2'-O-methyl-cytidine (ac^4Cm), N4,2'-O-dimethyl-cytidine (m^4Cm), 5-formyl-2'-O-methyl-cytidine (f^5Cm), N4,N4,2'-O-trimethyl-cytidine (m^4_2Cm), 1-thio-cytidine, 2'-F-ara-cytidine, 2'-F-cytidine, and 2'-OH-ara-cytidine.

In some embodiments, the modified nucleobase is a modified adenine. Exemplary nucleobases and nucleosides having a modified adenine include 2-amino-purine, 2, 6-diaminopurine, 2-amino-6-halo-purine (e.g., 2-amino-6-chloro-purine), 6-halo-purine (e.g., 6-chloro-purine), 2-amino-6-methyl-purine, 8-azido-adenosine, 7-deaza-adenine, 7-deaza-8-aza-adenine, 7-deaza-2-amino-purine, 7-deaza-8-aza-2-amino-purine, 7-deaza-2,6-diaminopurine, 7-deaza-8-aza-2,6-diaminopurine, 1-methyl-adenosine (m^1A), 2-methyl-adenine (m^2A), N6-methyl-adenosine (m^6A), 2-methylthio-N6-methyl-adenosine (ms^2m^6A), N6-isopentenyl-adenosine (i^6A), 2-methylthio-N6-isopentenyl-adenosine (ms^2i^6A), N6-(cis-hydroxyisopentenyl)adenosine (io^6A), 2-methylthio-N6-(cis-hydroxyisopentenyl)adenosine (ms^2io^6A), N6-glycinylocarbonyl-adenosine (g^6A), N6-threonylocarbonyl-adenosine (t^6A), N6-methyl-N6-threonylocarbonyl-adenosine (m^6t^6A), 2-methylthio-N6-threonylocarbonyl-adenosine (ms^2g^6A), N6,N6-dimethyl-adenosine (m^6_2A), N6-hydroxynorvalylcarbonyl-adenosine (hn^6A), 2-methylthio-N6-hydroxynorvalylcarbonyl-adenosine (ms^2hn^6A), N6-acetyl-adenosine (ac^6A), 7-methyl-adenine, 2-methylthio-adenine, 2-methoxy-adenine, α -thio-adenosine, 2'-O-methyl-adenosine (Am), N6,2'-O-dimethyl-adenosine (m^6Am), N6,N6,2'-O-trimethyl-adenosine (m^6_2Am), 1,2'-O-dimethyl-adenosine (m^1Am), 2'-O-ribosyladenosine (phosphate) (Ar(p)), 2-amino-N6-methyl-purine, 1-thio-adenosine, 8-azido-adenosine, 2'-F-ara-adenosine, 2'-F-adenosine, 2'-OH-ara-adenosine, and N6-(19-amino-penta-oxanonadecyl)-adenosine.

In some embodiments, the modified nucleobase is a modified guanine. Exemplary nucleobases and nucleosides having a modified guanine include inosine (I), 1-methyl-inosine (m^1I), wyosine (imG), methylwyosine (mimG), 4-demethyl-wyosine (imG-14), isowyosine (imG2), wybutosine (yW), peroxywybutosine (o_2yW), hydroxywybutosine (OhyW), undermodified hydroxywybutosine (OhyW*), 7-deaza-guanosine, queuosine (Q), epoxyqueuosine (oQ), galactosyl-queuosine (galQ), mannosyl-queuosine (manQ), 7-cyano-7-deaza-guanosine ($preQ_0$), 7-aminomethyl-7-deaza-guanosine ($preQ_1$), archaeosine (G^+), 7-deaza-8-aza-guanosine, 6-thio-guanosine, 6-thio-7-deaza-guanosine,

6-thio-7-deaza-8-aza-guanosine, 7-methyl-guanosine (m^7G), 6-thio-7-methyl-guanosine, 7-methyl-inosine, 6-methoxy-guanosine, 1-methyl-guanosine (mG), N2-methyl-guanosine (m^2G), N2,N2-dimethyl-guanosine (m^2_2G), N2,7-dimethyl-guanosine ($m^{2,7}G$), N2, N2,7-dimethyl-guanosine ($m^{2,2,7}G$), 8-oxo-guanosine, 7-methyl-8-oxo-guanosine, 1-methyl-6-thio-guanosine, N2-methyl-6-thio-guanosine, N2,N2-dimethyl-6-thio-guanosine, α -thio-guanosine, 2'-O-methyl-guanosine (Gm), N2-methyl-2'-O-methyl-guanosine (m^2Gm), N2,N2-dimethyl-2'-O-methyl-guanosine (m^2_2Gm), 1-methyl-2'-O-methyl-guanosine (mGm), N2,7-dimethyl-2'-O-methyl-guanosine ($m^{2,7}Gm$), 2'-O-methyl-inosine (Im), 1,2'-O-dimethyl-inosine (m^1Im), 2'-O-ribosylguanosine (phosphate) (Gr(p)), 1-thio-guanosine, 06-methyl-guanosine, 2'-F-ara-guanosine, and 2'-F-guanosine.

N-Linked Glycosylation Site Mutants

N-linked glycans of viral proteins play important roles in modulating the immune response. Glycans can be important for maintaining the appropriate antigenic conformations, shielding potential neutralization epitopes, and may alter the proteolytic susceptibility of proteins. Some viruses have putative N-linked glycosylation sites. Deletion or modification of an N-linked glycosylation site may enhance the immune response. Thus, the present disclosure provides, in some embodiments, RNA (e.g., mRNA) vaccines comprising nucleic acids (e.g., mRNA) encoding antigenic polypeptides that comprise a deletion or modification at one or more N-linked glycosylation sites.

In Vitro Transcription of RNA (e.g., mRNA)

Respiratory virus vaccines of the present disclosure comprise at least one RNA polynucleotide, such as a mRNA (e.g., modified mRNA). mRNA, for example, is transcribed in vitro from template DNA, referred to as an "in vitro transcription template." In some embodiments, an in vitro transcription template encodes a 5' untranslated (UTR) region, contains an open reading frame, and encodes a 3' UTR and a polyA tail. The particular nucleic acid sequence composition and length of an in vitro transcription template will depend on the mRNA encoded by the template.

A "5' untranslated region" (5'UTR) refers to a region of an mRNA that is directly upstream (i.e., 5') from the start codon (i.e., the first codon of an mRNA transcript translated by a ribosome) that does not encode a polypeptide.

A "3' untranslated region" (3'UTR) refers to a region of an mRNA that is directly downstream (i.e., 3') from the stop codon (i.e., the codon of an mRNA transcript that signals a termination of translation) that does not encode a polypeptide.

An "open reading frame" is a continuous stretch of DNA beginning with a start codon (e.g., methionine (ATG)), and ending with a stop codon (e.g., TAA, TAG or TGA) and encodes a polypeptide.

A "polyA tail" is a region of mRNA that is downstream, e.g., directly downstream (i.e., 3'), from the 3' UTR that contains multiple, consecutive adenosine monophosphates. A polyA tail may contain 10 to 300 adenosine monophosphates. For example, a polyA tail may contain 10, 20, 30, 40, 50, 60, 70, 80, 90, 100, 110, 120, 130, 140, 150, 160, 170, 180, 190, 200, 210, 220, 230, 240, 250, 260, 270, 280, 290 or 300 adenosine monophosphates. In some embodiments, a polyA tail contains 50 to 250 adenosine monophosphates. In a relevant biological setting (e.g., in cells, in vivo) the poly(A) tail functions to protect mRNA from enzymatic degradation, e.g., in the cytoplasm, and aids in transcription termination, export of the mRNA from the nucleus and translation.

In some embodiments, a polynucleotide includes 200 to 3,000 nucleotides. For example, a polynucleotide may include 200 to 500, 200 to 1000, 200 to 1500, 200 to 3000, 500 to 1000, 500 to 1500, 500 to 2000, 500 to 3000, 1000 to 1500, 1000 to 2000, 1000 to 3000, 1500 to 3000, or 2000 to 3000 nucleotides.

Flagellin Adjuvants

Flagellin is an approximately 500 amino acid monomeric protein that polymerizes to form the flagella associated with bacterial motion. Flagellin is expressed by a variety of flagellated bacteria (*Salmonella typhimurium* for example) as well as non-flagellated bacteria (such as *Escherichia coli*). Sensing of flagellin by cells of the innate immune system (dendritic cells, macrophages, etc.) is mediated by the Toll-like receptor 5 (TLR5) as well as by Nod-like receptors (NLRs) Ipaf and Naip5. TLRs and NLRs have been identified as playing a role in the activation of innate immune response and adaptive immune response. As such, flagellin provides an adjuvant effect in a vaccine.

The nucleotide and amino acid sequences encoding known flagellin polypeptides are publicly available in the NCBI GenBank database. The flagellin sequences from *S.*

Typhimurium, *H. Pylori*, *V. Cholera*, *S. marcesens*, *S. flexneri*, *T. Pallidum*, *L. pneumophila*, *B. burgdorferi*, *C. difficile*, *R. meliloti*, *A. tumefaciens*, *R. lupini*, *B. clarridgeiae*, *P. Mirabilis*, *B. subtilus*, *L. monocytogenes*, *P. aeruginosa*, and *E. coli*, among others are known.

A flagellin polypeptide, as used herein, refers to a full length flagellin protein, immunogenic fragments thereof, and peptides having at least 50% sequence identity to a flagellin protein or immunogenic fragments thereof. Exemplary flagellin proteins include flagellin from *Salmonella typhi* (UniPro Entry number: Q56086), *Salmonella typhimurium* (AOA0C9D9G09), *Salmonella enteritidis* (AOAOC9BAB7), and *Salmonella choleraesuis* (Q6V2X8), and SEQ ID NO: 54-56 (Table 17). In some embodiments, the flagellin polypeptide has at least 60%, 70%, 75%, 80%, 90%, 95%, 97%, 98%, or 99% sequence identity to a flagellin protein or immunogenic fragments thereof.

In some embodiments, the flagellin polypeptide is an immunogenic fragment. An immunogenic fragment is a portion of a flagellin protein that provokes an immune response. In some embodiments, the immune response is a TLR5 immune response. An example of an immunogenic fragment is a flagellin protein in which all or a portion of a hinge region has been deleted or replaced with other amino acids. For example, an antigenic polypeptide may be inserted in the hinge region. Hinge regions are the hypervariable regions of a flagellin. Hinge regions of a flagellin are also referred to as "D3 domain or region," "propeller domain or region," "hypervariable domain or region" and "variable domain or region." "At least a portion of a hinge region," as used herein, refers to any part of the hinge region of the flagellin, or the entirety of the hinge region. In other embodiments an immunogenic fragment of flagellin is a 20, 25, 30, 35, or 40 amino acid C-terminal fragment of flagellin.

The flagellin monomer is formed by domains D0 through D3. D0 and D1, which form the stem, are composed of tandem long alpha helices and are highly conserved among different bacteria. The D1 domain includes several stretches of amino acids that are useful for TLR5 activation. The entire D1 domain or one or more of the active regions within the domain are immunogenic fragments of flagellin. Examples of immunogenic regions within the D1 domain include residues 88-114 and residues 411-431 (in *Salmonella typhimurium* FliC flagellin). Within the 13 amino acids

in the 88-100 region, at least 6 substitutions are permitted between *Salmonella* flagellin and other flagellins that still preserve TLR5 activation. Thus, immunogenic fragments of flagellin include flagellin like sequences that activate TLR5 and contain a 13 amino acid motif that is 53% or more identical to the *Salmonella* sequence in 88-100 of FliC (LQRVRELAVQSAN; SEQ ID NO: 84).

In some embodiments, the RNA (e.g., mRNA) vaccine includes an RNA that encodes a fusion protein of flagellin and one or more antigenic polypeptides. A "fusion protein" as used herein, refers to a linking of two components of the construct. In some embodiments, a carboxy-terminus of the antigenic polypeptide is fused or linked to an amino terminus of the flagellin polypeptide. In other embodiments, an amino-terminus of the antigenic polypeptide is fused or linked to a carboxy-terminus of the flagellin polypeptide. The fusion protein may include, for example, one, two, three, four, five, six or more flagellin polypeptides linked to one, two, three, four, five, six or more antigenic polypeptides. When two or more flagellin polypeptides and/or two or more antigenic polypeptides are linked such a construct may be referred to as a "multimer."

Each of the components of a fusion protein may be directly linked to one another or they may be connected through a linker. For instance, the linker may be an amino acid linker. The amino acid linker encoded for by the RNA (e.g., mRNA) vaccine to link the components of the fusion protein may include, for instance, at least one member selected from the group consisting of a lysine residue, a glutamic acid residue, a serine residue and an arginine residue. In some embodiments the linker is 1-30, 1-25, 1-25, 5-10, 5, 15, or 5-20 amino acids in length.

In other embodiments the RNA (e.g., mRNA) vaccine includes at least two separate RNA polynucleotides, one encoding one or more antigenic polypeptides and the other encoding the flagellin polypeptide. The at least two RNA polynucleotides may be co-formulated in a carrier such as a lipid nanoparticle.

Broad Spectrum RNA (e.g., mRNA) Vaccines

There may be situations where persons are at risk for infection with more than one strain of hMPV, PIV3, RSV, MeV and/or BetaCoV (including MERS-CoV, SARS-CoV, HCoV-OC43, HCoV-229E, HCoV-NL63, HCoV-NL, HCoV-NH and/or HCoV-HKU1). RNA (e.g., mRNA) therapeutic vaccines are particularly amenable to combination vaccination approaches due to a number of factors including, but not limited to, speed of manufacture, ability to rapidly tailor vaccines to accommodate perceived geographical threat, and the like. Moreover, because the vaccines utilize the human body to produce the antigenic protein, the vaccines are amenable to the production of larger, more complex antigenic proteins, allowing for proper folding, surface expression, antigen presentation, etc. in the human subject. To protect against more than one strain of hMPV, PIV3, RSV, MeV and/or BetaCoV (including MERS-CoV, SARS-CoV, HCoV-OC43, HCoV-229E, HCoV-NL63, HCoV-NL, HCoV-NH and/or HCoV-HKU1), a combination vaccine can be administered that includes RNA (e.g., mRNA) encoding at least one antigenic polypeptide protein (or antigenic portion thereof) of a first respiratory virus and further includes RNA encoding at least one antigenic polypeptide protein (or antigenic portion thereof) of a second respiratory virus. RNA (e.g., mRNA) can be co-formulated, for example, in a single lipid nanoparticle (LNP) or can be formulated in separate LNPs for co-administration.

Methods of Treatment

Provided herein are compositions (e.g., pharmaceutical compositions), methods, kits and reagents for prevention and/or treatment of respiratory diseases/infections in humans and other mammals. Respiratory virus RNA (e.g., mRNA) vaccines can be used as therapeutic or prophylactic agents, alone or in combination with other vaccine(s). They may be used in medicine to prevent and/or treat respiratory disease/infection. In exemplary aspects, the RNA (e.g., mRNA) vaccines of the present disclosure are used to provide prophylactic protection from hMPV, PIV3, RSV, MeV and/or BetaCoV (including MERS-CoV, SARS-CoV, HCoV-OC43, HCoV-229E, HCoV-NL63, HCoV-NL, HCoV-NH and/or HCoV-HKU1). Prophylactic protection from hMPV, PIV3, RSV, MeV and/or BetaCoV (including MERS-CoV, SARS-CoV, HCoV-OC43, HCoV-229E, HCoV-NL63, HCoV-NL, HCoV-NH and/or HCoV-HKU1) can be achieved following administration of a RNA (e.g., mRNA) vaccine of the present disclosure. Respiratory virus RNA (e.g., mRNA) vaccines of the present disclosure may be used to treat or prevent viral "co-infections" containing two or more respiratory infections. Vaccines can be administered once, twice, three times, four times or more, but it is likely sufficient to administer the vaccine once (optionally followed by a single booster). It is possible, although less desirable, to administer the vaccine to an infected individual to achieve a therapeutic response. Dosing may need to be adjusted accordingly.

A method of eliciting an immune response in a subject against hMPV, PIV3, RSV, MeV and/or BetaCoV (including MERS-CoV, SARS-CoV, HCoV-OC43, HCoV-229E, HCoV-NL63, HCoV-NL, HCoV-NH and/or HCoV-HKU1) is provided in aspects of the present disclosure. The method involves administering to the subject a respiratory virus RNA (e.g., mRNA) vaccine comprising at least one RNA (e.g., mRNA) polynucleotide having an open reading frame encoding at least one hMPV, PIV3, RSV, MeV and/or BetaCoV (including MERS-CoV, SARS-CoV, HCoV-OC43, HCoV-229E, HCoV-NL63, HCoV-NL, HCoV-NH and/or HCoV-HKU1) antigenic polypeptide thereof, thereby inducing in the subject an immune response specific to hMPV, PIV3, RSV, MeV and/or BetaCoV (including MERS-CoV, SARS-CoV, HCoV-OC43, HCoV-229E, HCoV-NL63, HCoV-NL, HCoV-NH and/or HCoV-HKU1) antigenic polypeptide or an immunogenic fragment thereof, wherein anti-antigenic polypeptide antibody titer in the subject is increased following vaccination relative to anti-antigenic polypeptide antibody titer in a subject vaccinated with a prophylactically effective dose of a traditional vaccine against hMPV, PIV3, RSV, MeV and/or BetaCoV (including MERS-CoV, SARS-CoV, HCoV-OC43, HCoV-229E, HCoV-NL63, HCoV-NL, HCoV-NH and/or HCoV-HKU1). An "anti-antigenic polypeptide antibody" is a serum antibody that binds specifically to the antigenic polypeptide.

In some embodiments, a RNA (e.g., mRNA) vaccine (e.g., a hMPV, PIV3, RSV, MeV and/or BetaCoV (including MERS-CoV, SARS-CoV, HCoV-OC43, HCoV-229E, HCoV-NL63, HCoV-NL, HCoV-NH and/or HCoV-HKU1) RNA vaccine) capable of eliciting an immune response is administered intramuscularly via a composition including a compound according to Formula (I), (IA), (II), (IIa), (IIb), (IIc), (IId) or (IId) (e.g., Compound 3, 18, 20, 25, 26, 29, 30, 60, 108-112, or 122).

A prophylactically effective dose is a therapeutically effective dose that prevents infection with the virus at a clinically acceptable level. In some embodiments the therapeutically effective dose is a dose listed in a package insert

for the vaccine. A traditional vaccine, as used herein, refers to a vaccine other than the RNA (e.g., mRNA) vaccines of the present disclosure. For instance, a traditional vaccine includes but is not limited to live/attenuated microorganism vaccines, killed/inactivated microorganism vaccines, subunit vaccines, protein antigen vaccines, DNA vaccines, VLP vaccines, etc. In exemplary embodiments, a traditional vaccine is a vaccine that has achieved regulatory approval and/or is registered by a national drug regulatory body, for example the Food and Drug Administration (FDA) in the United States or the European Medicines Agency (EMA).

In some embodiments the anti-antigenic polypeptide antibody titer in the subject is increased 1 log to 10 log following vaccination relative to anti-antigenic polypeptide antibody titer in a subject vaccinated with a prophylactically effective dose of a traditional vaccine against hMPV, PIV3, RSV, MeV and/or BetaCoV (including MERS-CoV, SARS-CoV, HCoV-OC43, HCoV-229E, HCoV-NL63, HCoV-NL, HCoV-NH and/or HCoV-HKU1).

In some embodiments the anti-antigenic polypeptide antibody titer in the subject is increased 1 log, 2 log, 3 log, 5 log or 10 log following vaccination relative to anti-antigenic polypeptide antibody titer in a subject vaccinated with a prophylactically effective dose of a traditional vaccine against hMPV, PIV3, RSV, MeV and/or BetaCoV (including MERS-CoV, SARS-CoV, HCoV-OC43, HCoV-229E, HCoV-NL63, HCoV-NL, HCoV-NH and/or HCoV-HKU1).

A method of eliciting an immune response in a subject against hMPV, PIV3, RSV, MeV and/or BetaCoV (including MERS-CoV, SARS-CoV, HCoV-OC43, HCoV-229E, HCoV-NL63, HCoV-NL, HCoV-NH and/or HCoV-HKU1) is provided in other aspects of the disclosure. The method involves administering to the subject a respiratory virus RNA (e.g., mRNA) vaccine comprising at least one RNA (e.g., mRNA) polynucleotide having an open reading frame encoding at least one hMPV, PIV3, RSV, MeV and/or BetaCoV (including MERS-CoV, SARS-CoV, HCoV-OC43, HCoV-229E, HCoV-NL63, HCoV-NL, HCoV-NH and/or HCoV-HKU1) antigenic polypeptide or an immunogenic fragment thereof, thereby inducing in the subject an immune response specific to hMPV, PIV3, RSV, MeV and/or BetaCoV (including MERS-CoV, SARS-CoV, HCoV-OC43, HCoV-229E, HCoV-NL63, HCoV-NL, HCoV-NH and/or HCoV-HKU1) antigenic polypeptide or an immunogenic fragment thereof, wherein the immune response in the subject is equivalent to an immune response in a subject vaccinated with a traditional vaccine against the hMPV, PIV3, RSV, MeV and/or BetaCoV (including MERS-CoV, SARS-CoV, HCoV-OC43, HCoV-229E, HCoV-NL63, HCoV-NL, HCoV-NH and/or HCoV-HKU1) at 2 times to 100 times the dosage level relative to the RNA (e.g., mRNA) vaccine.

In some embodiments, the immune response in the subject is equivalent to an immune response in a subject vaccinated with a traditional vaccine at 2, 3, 4, 5, 10, 50, 100 times the dosage level relative to the hMPV, PIV3, RSV, MeV and/or BetaCoV (including MERS-CoV, SARS-CoV, HCoV-OC43, HCoV-229E, HCoV-NL63, HCoV-NL, HCoV-NH and/or HCoV-HKU1) RNA (e.g., mRNA) vaccine.

In some embodiments the immune response in the subject is equivalent to an immune response in a subject vaccinated with a traditional vaccine at 10-100 times, or 100-1000 times, the dosage level relative to the hMPV, PIV3, RSV, MeV and/or BetaCoV (including MERS-CoV, SARS-CoV,

HCoV-OC43, HCoV-229E, HCoV-NL63, HCoV-NL, HCoV-NH and/or HCoV-HKU1) RNA (e.g., mRNA) vaccine.

In some embodiments the immune response is assessed by determining [protein] antibody titer in the subject.

Some aspects of the present disclosure provide a method of eliciting an immune response in a subject against a In some embodiments the immune response in the subject is equivalent to an immune response in a subject vaccinated with a traditional vaccine at 2, 3, 4, 5, 10, 50, 100 times the dosage level relative to the hMPV, PIV3, RSV, MeV and/or BetaCoV (including MERS-CoV, SARS-CoV, HCoV-OC43, HCoV-229E, HCoV-NL63, HCoV-NL, HCoV-NH and/or HCoV-HKU1) RNA (e.g., mRNA) vaccine by administering to the subject a respiratory virus RNA (e.g., mRNA) vaccine comprising at least one RNA (e.g., mRNA) polynucleotide having an open reading frame encoding at least one hMPV, PIV3, RSV, MeV and/or BetaCoV (including MERS-CoV, SARS-CoV, HCoV-OC43, HCoV-229E, HCoV-NL63, HCoV-NL, HCoV-NH and/or HCoV-HKU1) antigenic polypeptide, thereby inducing in the subject an immune response specific to the antigenic polypeptide or an immunogenic fragment thereof, wherein the immune response in the subject is induced 2 days to 10 weeks earlier relative to an immune response induced in a subject vaccinated with a prophylactically effective dose of a traditional vaccine against the hMPV, PIV3, RSV, MeV and/or BetaCoV (including MERS-CoV, SARS-CoV, HCoV-OC43, HCoV-229E, HCoV-NL63, HCoV-NL, HCoV-NH and/or HCoV-HKU1). In some embodiments, the immune response in the subject is induced in a subject vaccinated with a prophylactically effective dose of a traditional vaccine at 2 times to 100 times the dosage level relative to the RNA (e.g., mRNA) vaccine.

In some embodiments, the immune response in the subject is induced 2 days earlier, or 3 days earlier, relative to an immune response induced in a subject vaccinated with a prophylactically effective dose of a traditional vaccine.

In some embodiments the immune response in the subject is induced 1 week, 2 weeks, 3 weeks, 5 weeks, or 10 weeks earlier relative to an immune response induced in a subject vaccinated with a prophylactically effective dose of a traditional vaccine.

Also provided herein is a method of eliciting an immune response in a subject against hMPV, PIV3, RSV, MeV and/or BetaCoV (including MERS-CoV, SARS-CoV, HCoV-OC43, HCoV-229E, HCoV-NL63, HCoV-NL, HCoV-NH and/or HCoV-HKU1) by administering to the subject a respiratory virus RNA (e.g., mRNA) vaccine having an open reading frame encoding a first antigenic polypeptide, wherein the RNA polynucleotide does not include a stabilization element, and wherein an adjuvant is not co-formulated or co-administered with the vaccine.

Therapeutic and Prophylactic Compositions

Provided herein are compositions (e.g., pharmaceutical compositions), methods, kits and reagents for prevention, treatment or diagnosis of hMPV, PIV3, RSV, MeV and/or BetaCoV (including MERS-CoV, SARS-CoV, HCoV-OC43, HCoV-229E, HCoV-NL63, HCoV-NL, HCoV-NH and/or HCoV-HKU1) in humans and other mammals, for example. Respiratory virus RNA (e.g. mRNA) vaccines can be used as therapeutic or prophylactic agents. They may be used in medicine to prevent and/or treat infectious disease. In some embodiments, the respiratory RNA (e.g., mRNA) vaccines of the present disclosure are used in the priming of immune effector cells, for example, to activate peripheral

blood mononuclear cells (PBMCs) ex vivo, which are then infused (re-infused) into a subject.

In some embodiments, respiratory virus vaccine containing RNA (e.g., mRNA) polynucleotides as described herein can be administered to a subject (e.g., a mammalian subject, such as a human subject), and the RNA (e.g., mRNA) polynucleotides are translated in vivo to produce an antigenic polypeptide.

The respiratory virus RNA (e.g., mRNA) vaccines may be induced for translation of a polypeptide (e.g., antigen or immunogen) in a cell, tissue or organism. In some embodiments, such translation occurs in vivo, although such translation may occur ex vivo, in culture or in vitro. In some embodiments, the cell, tissue or organism is contacted with an effective amount of a composition containing a respiratory virus RNA (e.g., mRNA) vaccine that contains a polynucleotide that has at least one a translatable region encoding an antigenic polypeptide.

An "effective amount" of an respiratory virus RNA (e.g. mRNA) vaccine is provided based, at least in part, on the target tissue, target cell type, means of administration, physical characteristics of the polynucleotide (e.g., size, and extent of modified nucleosides) and other components of the vaccine, and other determinants. In general, an effective amount of the respiratory virus RNA (e.g., mRNA) vaccine composition provides an induced or boosted immune response as a function of antigen production in the cell, preferably more efficient than a composition containing a corresponding unmodified polynucleotide encoding the same antigen or a peptide antigen. Increased antigen production may be demonstrated by increased cell transfection (the percentage of cells transfected with the RNA, e.g., mRNA, vaccine), increased protein translation from the polynucleotide, decreased nucleic acid degradation (as demonstrated, for example, by increased duration of protein translation from a modified polynucleotide), or altered antigen specific immune response of the host cell.

In some embodiments, RNA (e.g. mRNA) vaccines (including polynucleotides their encoded polypeptides) in accordance with the present disclosure may be used for treatment of hMPV, PIV3, RSV, MeV and/or BetaCoV (including MERS-CoV, SARS-CoV, HCoV-OC43, HCoV-229E, HCoV-NL63, HCoV-NL, HCoV-NH and/or HCoV-HKU1).

Respiratory RNA (e.g. mRNA) vaccines may be administered prophylactically or therapeutically as part of an active immunization scheme to healthy individuals or early in infection during the incubation phase or during active infection after onset of symptoms. In some embodiments, the amount of RNA (e.g., mRNA) vaccine of the present disclosure provided to a cell, a tissue or a subject may be an amount effective for immune prophylaxis.

Respiratory virus RNA (e.g. mRNA) vaccines may be administered with other prophylactic or therapeutic compounds. As a non-limiting example, a prophylactic or therapeutic compound may be an adjuvant or a booster. As used herein, when referring to a prophylactic composition, such as a vaccine, the term "booster" refers to an extra administration of the prophylactic (vaccine) composition. A booster (or booster vaccine) may be given after an earlier administration of the prophylactic composition. The time of administration between the initial administration of the prophylactic composition and the booster may be, but is not limited to, 1 minute, 2 minutes, 3 minutes, 4 minutes, 5 minutes, 6 minutes, 7 minutes, 8 minutes, 9 minutes, 10 minutes, 15 minutes, 20 minutes, 35 minutes, 40 minutes, 45 minutes, 50 minutes, 55 minutes, 1 hour, 2 hours, 3 hours, 4 hours, 5

hours, 6 hours, 7 hours, 8 hours, 9 hours, 10 hours, 11 hours, 12 hours, 13 hours, 14 hours, 15 hours, 16 hours, 17 hours, 18 hours, 19 hours, 20 hours, 21 hours, 22 hours, 23 hours, 1 day, 36 hours, 2 days, 3 days, 4 days, 5 days, 6 days, 1 week, 10 days, 2 weeks, 3 weeks, 1 month, 2 months, 3 months, 4 months, 5 months, 6 months, 7 months, 8 months, 9 months, 10 months, 11 months, 1 year, 18 months, 2 years, 3 years, 4 years, 5 years, 6 years, 7 years, 8 years, 9 years, 10 years, 11 years, 12 years, 13 years, 14 years, 15 years, 16 years, 17 years, 18 years, 19 years, 20 years, 25 years, 30 years, 35 years, 40 years, 45 years, 50 years, 55 years, 60 years, 65 years, 70 years, 75 years, 80 years, 85 years, 90 years, 95 years or more than 99 years. In some embodiments, the time of administration between the initial administration of the prophylactic composition and the booster may be, but is not limited to, 1 week, 2 weeks, 3 weeks, 1 month, 2 months, 3 months, 6 months or 1 year.

In some embodiments, respiratory virus RNA (e.g. mRNA) vaccines may be administered intramuscularly or intradermally, similarly to the administration of inactivated vaccines known in the art.

Respiratory virus RNA (e.g. mRNA) vaccines may be utilized in various settings depending on the prevalence of the infection or the degree or level of unmet medical need. As a non-limiting example, the RNA (e.g., mRNA) vaccines may be utilized to treat and/or prevent a variety of respiratory infections. RNA (e.g., mRNA) vaccines have superior properties in that they produce much larger antibody titers and produce responses early than commercially available anti-viral agents/compositions.

Provided herein are pharmaceutical compositions including respiratory virus RNA (e.g. mRNA) vaccines and RNA (e.g. mRNA) vaccine compositions and/or complexes optionally in combination with one or more pharmaceutically acceptable excipients.

Respiratory virus RNA (e.g. mRNA) vaccines may be formulated or administered alone or in conjunction with one or more other components. For instance, hMPV/PIV3/RSV RNA (e.g., mRNA) vaccines (vaccine compositions) may comprise other components including, but not limited to, adjuvants.

In some embodiments, respiratory virus (e.g. mRNA) vaccines do not include an adjuvant (they are adjuvant free).

Respiratory virus RNA (e.g. mRNA) vaccines may be formulated or administered in combination with one or more pharmaceutically-acceptable excipients. In some embodiments, vaccine compositions comprise at least one additional active substances, such as, for example, a therapeutically-active substance, a prophylactically-active substance, or a combination of both. Vaccine compositions may be sterile, pyrogen-free or both sterile and pyrogen-free. General considerations in the formulation and/or manufacture of pharmaceutical agents, such as vaccine compositions, may be found, for example, in Remington: The Science and Practice of Pharmacy 21st ed., Lippincott Williams & Wilkins, 2005 (incorporated herein by reference in its entirety).

In some embodiments, respiratory virus RNA (e.g. mRNA) vaccines are administered to humans, human patients or subjects. For the purposes of the present disclosure, the phrase "active ingredient" generally refers to the RNA (e.g., mRNA) vaccines or the polynucleotides contained therein, for example, RNA polynucleotides (e.g., mRNA polynucleotides) encoding antigenic polypeptides.

Formulations of the respiratory virus vaccine compositions described herein may be prepared by any method known or hereafter developed in the art of pharmacology. In

general, such preparatory methods include the step of bringing the active ingredient (e.g., mRNA polynucleotide) into association with an excipient and/or one or more other accessory ingredients, and then, if necessary and/or desirable, dividing, shaping and/or packaging the product into a desired single- or multi-dose unit.

Relative amounts of the active ingredient, the pharmaceutically acceptable excipient, and/or any additional ingredients in a pharmaceutical composition in accordance with the disclosure will vary, depending upon the identity, size, and/or condition of the subject treated and further depending upon the route by which the composition is to be administered. By way of example, the composition may comprise between 0.1% and 100%, e.g., between 0.5 and 50%, between 1-30%, between 5-80%, at least 80% (w/w) active ingredient.

Respiratory virus RNA (e.g. mRNA) vaccines can be formulated using one or more excipients to: (1) increase stability; (2) increase cell transfection; (3) permit the sustained or delayed release (e.g., from a depot formulation); (4) alter the biodistribution (e.g., target to specific tissues or cell types); (5) increase the translation of encoded protein in vivo; and/or (6) alter the release profile of encoded protein (antigen) in vivo. In addition to traditional excipients such as any and all solvents, dispersion media, diluents, or other liquid vehicles, dispersion or suspension aids, surface active agents, isotonic agents, thickening or emulsifying agents, preservatives, excipients can include, without limitation, lipidoids, liposomes, lipid nanoparticles, polymers, lipoplexes, core-shell nanoparticles, peptides, proteins, cells transfected with respiratory virus RNA (e.g. mRNA) vaccines (e.g., for transplantation into a subject), hyaluronidase, nanoparticle mimics and combinations thereof.

35 Stabilizing Elements

Naturally-occurring eukaryotic mRNA molecules have been found to contain stabilizing elements, including, but not limited to untranslated regions (UTR) at their 5'-end (5'UTR) and/or at their 3'-end (3'UTR), in addition to other structural features, such as a 5'-cap structure or a 3'-poly(A) tail. Both the 5'UTR and the 3'UTR are typically transcribed from the genomic DNA and are elements of the premature mRNA. Characteristic structural features of mature mRNA, such as the 5'-cap and the 3'-poly(A) tail are usually added to the transcribed (premature) mRNA during mRNA processing. The 3'-poly(A) tail is typically a stretch of adenine nucleotides added to the 3'-end of the transcribed mRNA. It can comprise up to about 400 adenine nucleotides. In some embodiments the length of the 3'-poly(A) tail may be an essential element with respect to the stability of the individual mRNA.

In some embodiments the RNA (e.g., mRNA) vaccine may include one or more stabilizing elements. Stabilizing elements may include for instance a histone stem-loop. A stem-loop binding protein (SLBP), a 32 kDa protein has been identified. It is associated with the histone stem-loop at the 3'-end of the histone messages in both the nucleus and the cytoplasm. Its expression level is regulated by the cell cycle; it peaks during the S-phase, when histone mRNA levels are also elevated. The protein has been shown to be essential for efficient 3'-end processing of histone pre-mRNA by the U7 snRNP. SLBP continues to be associated with the stem-loop after processing, and then stimulates the translation of mature histone mRNAs into histone proteins in the cytoplasm. The RNA binding domain of SLBP is conserved through metazoa and protozoa; its binding to the histone stem-loop depends on the structure of the loop. The

minimum binding site includes at least three nucleotides 5' and two nucleotides 3' relative to the stem-loop.

In some embodiments, the RNA (e.g., mRNA) vaccines include a coding region, at least one histone stem-loop, and optionally, a poly(A) sequence or polyadenylation signal. The poly(A) sequence or polyadenylation signal generally should enhance the expression level of the encoded protein. The encoded protein, in some embodiments, is not a histone protein, a reporter protein (e.g. Luciferase, GFP, EGFP, β -Galactosidase, EGFP), or a marker or selection protein (e.g. alpha-Globin, Galactokinase and Xanthine:guanine phosphoribosyl transferase (GPT)).

In some embodiments, the combination of a poly(A) sequence or polyadenylation signal and at least one histone stem-loop, even though both represent alternative mechanisms in nature, acts synergistically to increase the protein expression beyond the level observed with either of the individual elements. It has been found that the synergistic effect of the combination of poly(A) and at least one histone stem-loop does not depend on the order of the elements or the length of the poly(A) sequence.

In some embodiments, the RNA (e.g., mRNA) vaccine does not comprise a histone downstream element (HDE). "Histone downstream element" (HDE) includes a purine-rich polynucleotide stretch of approximately 15 to 20 nucleotides 3' of naturally occurring stem-loops, representing the binding site for the U7 snRNA, which is involved in processing of histone pre-mRNA into mature histone mRNA. Ideally, the inventive nucleic acid does not include an intron.

In some embodiments, the RNA (e.g., mRNA) vaccine may or may not contain an enhancer and/or promoter sequence, which may be modified or unmodified or which may be activated or inactivated. In some embodiments, the histone stem-loop is generally derived from histone genes, and includes an intramolecular base pairing of two neighbored partially or entirely reverse complementary sequences separated by a spacer, including (e.g., consisting of) a short sequence, which forms the loop of the structure. The unpaired loop region is typically unable to base pair with either of the stem loop elements. It occurs more often in RNA, as is a key component of many RNA secondary structures, but may be present in single-stranded DNA as well. Stability of the stem-loop structure generally depends on the length, number of mismatches or bulges, and base composition of the paired region. In some embodiments, wobble base pairing (non-Watson-Crick base pairing) may result. In some embodiments, the at least one histone stem-loop sequence comprises a length of 15 to 45 nucleotides.

In other embodiments the RNA (e.g., mRNA) vaccine may have one or more AU-rich sequences removed. These sequences, sometimes referred to as AURES are destabilizing sequences found in the 3'UTR. The AURES may be removed from the RNA (e.g., mRNA) vaccines. Alternatively the AURES may remain in the RNA (e.g., mRNA) vaccine.

Nanoparticle Formulations

In some embodiments, respiratory virus RNA (e.g. mRNA) vaccines are formulated in a nanoparticle. In some embodiments, respiratory virus RNA (e.g. mRNA) vaccines are formulated in a lipid nanoparticle. In some embodiments, respiratory virus RNA (e.g. mRNA) vaccines are formulated in a lipid-polycation complex, referred to as a cationic lipid nanoparticle. As a non-limiting example, the polycation may include a cationic peptide or a polypeptide such as, but not limited to, polylysine, polyornithine and/or polyarginine. In some embodiments, respiratory virus RNA

(e.g., mRNA) vaccines are formulated in a lipid nanoparticle that includes a non-cationic lipid such as, but not limited to, cholesterol or dioleoyl phosphatidylethanolamine (DOPE).

A lipid nanoparticle formulation may be influenced by, but not limited to, the selection of the cationic lipid component, the degree of cationic lipid saturation, the nature of the PEGylation, ratio of all components and biophysical parameters such as size. In one example by Semple et al. (*Nature Biotech.* 2010 28:172-176), the lipid nanoparticle formulation is composed of 57.1% cationic lipid, 7.1% dipalmitoylphosphatidylcholine, 34.3% cholesterol, and 1.4% PEG-c-DMA. As another example, changing the composition of the cationic lipid can more effectively deliver siRNA to various antigen presenting cells (Basha et al. *Mol Ther.* 2011 19:2186-2200).

In some embodiments, lipid nanoparticle formulations may comprise 35 to 45% cationic lipid, 40% to 50% cationic lipid, 50% to 60% cationic lipid and/or 55% to 65% cationic lipid. In some embodiments, the ratio of lipid to RNA (e.g., mRNA) in lipid nanoparticles may be 5:1 to 20:1, 10:1 to 25:1, 15:1 to 30:1 and/or at least 30:1.

In some embodiments, the ratio of PEG in the lipid nanoparticle formulations may be increased or decreased and/or the carbon chain length of the PEG lipid may be modified from C14 to C18 to alter the pharmacokinetics and/or biodistribution of the lipid nanoparticle formulations. As a non-limiting example, lipid nanoparticle formulations may contain 0.5% to 3.0%, 1.0% to 3.5%, 1.5% to 4.0%, 2.0% to 4.5%, 2.5% to 5.0% and/or 3.0% to 6.0% of the lipid molar ratio of PEG-c-DOMG (R-3-[(ω -methoxy-poly(ethyleneglycol)2000)carbamoyl]-1,2-dimyristyloxypropyl-3-amine) (also referred to herein as PEG-DOMG) as compared to the cationic lipid, DSPC and cholesterol. In some embodiments, the PEG-c-DOMG may be replaced with a PEG lipid such as, but not limited to, PEG-DSG (1,2-Distearoyl-sn-glycerol, methoxypolyethylene glycol), PEG-DMG (1,2-Dimyristoyl-sn-glycerol) and/or PEG-DPG (1,2-Dipalmitoyl-sn-glycerol, methoxypolyethylene glycol). The cationic lipid may be selected from any lipid known in the art such as, but not limited to, DLin-MC3-DMA, DLin-DMA, C12-200 and DLin-KC2-DMA.

In some embodiments, an respiratory virus RNA (e.g. mRNA) vaccine formulation is a nanoparticle that comprises at least one lipid. The lipid may be selected from, but is not limited to, DLin-DMA, DLin-K-DMA, 98N12-5, C12-200, DLin-MC3-DMA, DLin-KC2-DMA, DODMA, PLGA, PEG, PEG-DMG, PEGylated lipids and amino alcohol lipids. In some embodiments, the lipid may be a cationic lipid such as, but not limited to, DLin-DMA, DLin-D-DMA, DLin-MC3-DMA, DLin-KC2-DMA, DODMA and amino alcohol lipids.

The amino alcohol cationic lipid may be the lipids described in and/or made by the methods described in U.S. Patent Publication No. US20130150625, herein incorporated by reference in its entirety. As a non-limiting example, the cationic lipid may be 2-amino-3-[(9Z,12Z)-octadeca-9,12-dien-1-yloxy]-2-[[[(9Z,2Z)-octadeca-9,12-dien-1-yloxy]methyl]propan-1-ol (Compound 1 in US20130150625); 2-amino-3-[(9Z)-octadec-9-en-1-yloxy]-2-[[[(9Z)-octadec-9-en-1-yloxy]methyl]propan-1-ol (Compound 2 in US20130150625); 2-amino-3-[(9Z,12Z)-octadeca-9,12-dien-1-yloxy]-2-[(octyloxy)methyl]propan-1-ol (Compound 3 in US20130150625); and 2-(dimethylamino)-3-[(9Z,12Z)-octadeca-9,12-dien-1-yloxy]-2-[[[(9Z, 12Z)-octadeca-9,12-dien-1-yloxy]methyl]propan-1-ol (Compound 4 in US20130150625); or any pharmaceutically acceptable salt or stereoisomer thereof.

Lipid nanoparticle formulations typically comprise a lipid, in particular, an ionizable cationic lipid, for example, 2,2-dilinoleyl-4-dimethylaminoethyl-[1,3]-dioxolane (DLin-KC2-DMA), dilinoleyl-methyl-4-dimethylaminobutyrate (DLin-MC3-DMA), or di((Z)-non-2-en-1-yl) 9-((4-(dimethylamino)butanoyl)oxy)heptadecanedioate (L319), and further comprise a neutral lipid, a sterol and a molecule capable of reducing particle aggregation, for example a PEG or PEG-modified lipid.

In some embodiments, a lipid nanoparticle formulation consists essentially of (i) at least one lipid selected from the group consisting of 2,2-dilinoleyl-4-dimethylaminoethyl-[1,3]-dioxolane (DLin-KC2-DMA), dilinoleyl-methyl-4-dimethylaminobutyrate (DLin-MC3-DMA), and di((Z)-non-2-en-1-yl) 9-((4-(dimethylamino)butanoyl)oxy)heptadecanedioate (L319); (ii) a neutral lipid selected from DSPC, DPPC, POPC, DOPE and SM; (iii) a sterol, e.g., cholesterol; and (iv) a PEG-lipid, e.g., PEG-DMG or PEG-cDMA, in a molar ratio of 20-60% cationic lipid: 5-25% neutral lipid: 25-55% sterol; 0.5-15% PEG-lipid.

In some embodiments, a lipid nanoparticle formulation includes 25% to 75% on a molar basis of a cationic lipid selected from 2,2-dilinoleyl-4-dimethylaminoethyl-[1,3]-dioxolane (DLin-KC2-DMA), dilinoleyl-methyl-4-dimethylaminobutyrate (DLin-MC3-DMA), and di((Z)-non-2-en-1-yl) 9-((4-(dimethylamino)butanoyl)oxy)heptadecanedioate (L319), e.g., 35 to 65%, 45 to 65%, 60%, 57.5%, 50% or 40% on a molar basis.

In some embodiments, a lipid nanoparticle formulation includes 0.5% to 15% on a molar basis of the neutral lipid, e.g., 3 to 12%, 5 to 10% or 15%, 10%, or 7.5% on a molar basis. Examples of neutral lipids include, without limitation, DSPC, POPC, DPPC, DOPE and SM. In some embodiments, the formulation includes 5% to 50% on a molar basis of the sterol (e.g., 15 to 45%, 20 to 40%, 40%, 38.5%, 35%, or 31% on a molar basis. A non-limiting example of a sterol is cholesterol. In some embodiments, a lipid nanoparticle formulation includes 0.5% to 20% on a molar basis of the PEG or PEG-modified lipid (e.g., 0.5 to 10%, 0.5 to 5%, 1.5%, 0.5%, 1.5%, 3.5%, or 5% on a molar basis. In some embodiments, a PEG or PEG modified lipid comprises a PEG molecule of an average molecular weight of 2,000 Da. In some embodiments, a PEG or PEG modified lipid comprises a PEG molecule of an average molecular weight of less than 2,000, for example around 1,500 Da, around 1,000 Da, or around 500 Da. Non-limiting examples of PEG-modified lipids include PEG-distearoyl glycerol (PEG-DMG) (also referred herein as PEG-C14 or C14-PEG), PEG-cDMA (further discussed in Reyes et al. *J. Controlled Release*, 107, 276-287 (2005) the contents of which are herein incorporated by reference in their entirety).

In some embodiments, lipid nanoparticle formulations include 25-75% of a cationic lipid selected from 2,2-dilinoleyl-4-dimethylaminoethyl-[1,3]-dioxolane (DLin-KC2-DMA), dilinoleyl-methyl-4-dimethylaminobutyrate (DLin-MC3-DMA), and di((Z)-non-2-en-1-yl) 9-((4-(dimethylamino)butanoyl)oxy)heptadecanedioate (L319), 0.5-15% of the neutral lipid, 5-50% of the sterol, and 0.5-20% of the PEG or PEG-modified lipid on a molar basis.

In some embodiments, lipid nanoparticle formulations include 35-65% of a cationic lipid selected from 2,2-dilinoleyl-4-dimethylaminoethyl-[1,3]-dioxolane (DLin-KC2-DMA), dilinoleyl-methyl-4-dimethylaminobutyrate (DLin-MC3-DMA), and di((Z)-non-2-en-1-yl) 9-((4-(dimethylamino)butanoyl)oxy)heptadecanedioate (L319), 3-12% of the neutral lipid, 15-45% of the sterol, and 0.5-10% of the PEG or PEG-modified lipid on a molar basis.

In some embodiments, lipid nanoparticle formulations include 45-65% of a cationic lipid selected from 2,2-dilinoleyl-4-dimethylaminoethyl-[1,3]-dioxolane (DLin-KC2-DMA), dilinoleyl-methyl-4-dimethylaminobutyrate (DLin-MC3-DMA), and di((Z)-non-2-en-1-yl) 9-((4-(dimethylamino)butanoyl)oxy)heptadecanedioate (L319), 5-10% of the neutral lipid, 25-40% of the sterol, and 0.5-10% of the PEG or PEG-modified lipid on a molar basis.

In some embodiments, lipid nanoparticle formulations include 60% of a cationic lipid selected from 2,2-dilinoleyl-4-dimethylaminoethyl-[1,3]-dioxolane (DLin-KC2-DMA), dilinoleyl-methyl-4-dimethylaminobutyrate (DLin-MC3-DMA), and di((Z)-non-2-en-1-yl) 9-((4-(dimethylamino)butanoyl)oxy)heptadecanedioate (L319), 7.5% of the neutral lipid, 31% of the sterol, and 1.5% of the PEG or PEG-modified lipid on a molar basis.

In some embodiments, lipid nanoparticle formulations include 50% of a cationic lipid selected from 2,2-dilinoleyl-4-dimethylaminoethyl-[1,3]-dioxolane (DLin-KC2-DMA), dilinoleyl-methyl-4-dimethylaminobutyrate (DLin-MC3-DMA), and di((Z)-non-2-en-1-yl) 9-((4-(dimethylamino)butanoyl)oxy)heptadecanedioate (L319), 10% of the neutral lipid, 38.5% of the sterol, and 1.5% of the PEG or PEG-modified lipid on a molar basis.

In some embodiments, lipid nanoparticle formulations include 50% of a cationic lipid selected from 2,2-dilinoleyl-4-dimethylaminoethyl-[1,3]-dioxolane (DLin-KC2-DMA), dilinoleyl-methyl-4-dimethylaminobutyrate (DLin-MC3-DMA), and di((Z)-non-2-en-1-yl) 9-((4-(dimethylamino)butanoyl)oxy)heptadecanedioate (L319), 10% of the neutral lipid, 35% of the sterol, 4.5% or 5% of the PEG or PEG-modified lipid, and 0.5% of the targeting lipid on a molar basis.

In some embodiments, lipid nanoparticle formulations include 40% of a cationic lipid selected from 2,2-dilinoleyl-4-dimethylaminoethyl-[1,3]-dioxolane (DLin-KC2-DMA), dilinoleyl-methyl-4-dimethylaminobutyrate (DLin-MC3-DMA), and di((Z)-non-2-en-1-yl) 9-((4-(dimethylamino)butanoyl)oxy)heptadecanedioate (L319), 15% of the neutral lipid, 40% of the sterol, and 5% of the PEG or PEG-modified lipid on a molar basis.

In some embodiments, lipid nanoparticle formulations include 57.2% of a cationic lipid selected from 2,2-dilinoleyl-4-dimethylaminoethyl-[1,3]-dioxolane (DLin-KC2-DMA), dilinoleyl-methyl-4-dimethylaminobutyrate (DLin-MC3-DMA), and di((Z)-non-2-en-1-yl) 9-((4-(dimethylamino)butanoyl)oxy)heptadecanedioate (L319), 7.1% of the neutral lipid, 34.3% of the sterol, and 1.4% of the PEG or PEG-modified lipid on a molar basis.

In some embodiments, lipid nanoparticle formulations include 57.5% of a cationic lipid selected from the PEG lipid is PEG-cDMA (PEG-cDMA is further discussed in Reyes et al. (*J. Controlled Release*, 107, 276-287 (2005), the contents of which are herein incorporated by reference in their entirety), 7.5% of the neutral lipid, 31.5% of the sterol, and 3.5% of the PEG or PEG-modified lipid on a molar basis.

In some embodiments, lipid nanoparticle formulations consists essentially of a lipid mixture in molar ratios of 20-70% cationic lipid: 5-45% neutral lipid: 20-55% cholesterol: 0.5-15% PEG-modified lipid. In some embodiments, lipid nanoparticle formulations consists essentially of a lipid mixture in a molar ratio of 20-60% cationic lipid: 5-25% neutral lipid: 25-55% cholesterol: 0.5-15% PEG-modified lipid.

In some embodiments, the molar lipid ratio is 50/10/38.5/1.5 (mol % cationic lipid/neutral lipid, e.g., DSPC/Chol/PEG-modified lipid, e.g., PEG-DMG, PEG-DSG or PEG-

DPG), 57.2/7.1134.3/1.4 (mol % cationic lipid/neutral lipid, e.g., DPPC/Chol/PEG-modified lipid, e.g., PEG-cDMA), 40/15/40/5 (mol % cationic lipid/neutral lipid, e.g., DSPC/Chol/PEG-modified lipid, e.g., PEG-DMG), 50/10/35/4.5/0.5 (mol % cationic lipid/neutral lipid, e.g., DSPC/Chol/PEG-modified lipid, e.g., PEG-DSG), 50/10/35/5 (cationic lipid/neutral lipid, e.g., DSPC/Chol/PEG-modified lipid, e.g., PEG-DMG), 40/10/40/10 (mol % cationic lipid/neutral lipid, e.g., DSPC/Chol/PEG-modified lipid, e.g., PEG-DMG or PEG-cDMA), 35/15/40/10 (mol % cationic lipid/neutral lipid, e.g., DSPC/Chol/PEG-modified lipid, e.g., PEG-DMG or PEG-cDMA) or 52/13/30/5 (mol % cationic lipid/neutral lipid, e.g., DSPC/Chol/PEG-modified lipid, e.g., PEG-DMG or PEG-cDMA).

Non-limiting examples of lipid nanoparticle compositions and methods of making them are described, for example, in Semple et al. (2010) *Nat. Biotechnol.* 28:172-176; Jayarama et al. (2012), *Angew. Chem. Int. Ed.*, 51: 8529-8533; and Maier et al. (2013) *Molecular Therapy* 21, 1570-1578 (the contents of each of which are incorporated herein by reference in their entirety).

In some embodiments, lipid nanoparticle formulations may comprise a cationic lipid, a PEG lipid and a structural lipid and optionally comprise a non-cationic lipid. As a non-limiting example, a lipid nanoparticle may comprise 40-60% of cationic lipid, 5-15% of a non-cationic lipid, 1-2% of a PEG lipid and 30-50% of a structural lipid. As another non-limiting example, the lipid nanoparticle may comprise 50% cationic lipid, 10% non-cationic lipid, 1.5% PEG lipid and 38.5% structural lipid. As yet another non-limiting example, a lipid nanoparticle may comprise 55% cationic lipid, 10% non-cationic lipid, 2.5% PEG lipid and 32.5% structural lipid. In some embodiments, the cationic lipid may be any cationic lipid described herein such as, but not limited to, DLin-KC2-DMA, DLin-MC3-DMA and L319.

In some embodiments, the lipid nanoparticle formulations described herein may be 4 component lipid nanoparticles. The lipid nanoparticle may comprise a cationic lipid, a non-cationic lipid, a PEG lipid and a structural lipid. As a non-limiting example, the lipid nanoparticle may comprise 40-60% of cationic lipid, 5-15% of a non-cationic lipid, 1-2% of a PEG lipid and 30-50% of a structural lipid. As another non-limiting example, the lipid nanoparticle may comprise 50% cationic lipid, 10% non-cationic lipid, 1.5% PEG lipid and 38.5% structural lipid. As yet another non-limiting example, the lipid nanoparticle may comprise 55% cationic lipid, 10% non-cationic lipid, 2.5% PEG lipid and 32.5% structural lipid. In some embodiments, the cationic lipid may be any cationic lipid described herein such as, but not limited to, DLin-KC2-DMA, DLin-MC3-DMA and L319.

In some embodiments, the lipid nanoparticle formulations described herein may comprise a cationic lipid, a non-cationic lipid, a PEG lipid and a structural lipid. As a non-limiting example, the lipid nanoparticle comprise 50% of the cationic lipid DLin-KC2-DMA, 10% of the non-cationic lipid DSPC, 1.5% of the PEG lipid PEG-DOMG and 38.5% of the structural lipid cholesterol. As a non-limiting example, the lipid nanoparticle comprise 50% of the cationic lipid DLin-MC3-DMA, 10% of the non-cationic lipid DSPC, 1.5% of the PEG lipid PEG-DOMG and 38.5% of the structural lipid cholesterol. As a non-limiting example, the lipid nanoparticle comprise 50% of the cationic lipid DLin-MC3-DMA, 10% of the non-cationic lipid DSPC, 1.5% of the PEG lipid PEG-DMG and 38.5% of the structural lipid cholesterol. As yet another non-limiting

example, the lipid nanoparticle comprise 55% of the cationic lipid L319, 10% of the non-cationic lipid DSPC, 2.5% of the PEG lipid PEG-DMG and 32.5% of the structural lipid cholesterol.

Relative amounts of the active ingredient, the pharmaceutically acceptable excipient, and/or any additional ingredients in a vaccine composition may vary, depending upon the identity, size, and/or condition of the subject being treated and further depending upon the route by which the composition is to be administered. For example, the composition may comprise between 0.1% and 99% (w/w) of the active ingredient. By way of example, the composition may comprise between 0.1% and 100%, e.g., between 0.5 and 50%, between 1-30%, between 5-80%, at least 80% (w/w) active ingredient.

In some embodiments, the respiratory virus RNA (e.g. mRNA) vaccine composition may comprise the polynucleotide described herein, formulated in a lipid nanoparticle comprising MC3, Cholesterol, DSPC and PEG2000-DMG, the buffer trisodium citrate, sucrose and water for injection. As a non-limiting example, the composition comprises: 2.0 mg/mL of drug substance (e.g., polynucleotides encoding H10N8 hMPV), 21.8 mg/mL of MC3, 10.1 mg/mL of cholesterol, 5.4 mg/mL of DSPC, 2.7 mg/mL of PEG2000-DMG, 5.16 mg/mL of trisodium citrate, 71 mg/mL of sucrose and 1.0 mL of water for injection.

In some embodiments, a nanoparticle (e.g., a lipid nanoparticle) has a mean diameter of 10-500 nm, 20-400 nm, 30-300 nm, 40-200 nm. In some embodiments, a nanoparticle (e.g., a lipid nanoparticle) has a mean diameter of 50-150 nm, 50-200 nm, 80-100 nm or 80-200 nm.

Liposomes, Lipoplexes, and Lipid Nanoparticles

The RNA (e.g., mRNA) vaccines of the disclosure can be formulated using one or more liposomes, lipoplexes, or lipid nanoparticles. In some embodiments, pharmaceutical compositions of RNA (e.g., mRNA) vaccines include liposomes. Liposomes are artificially-prepared vesicles which may primarily be composed of a lipid bilayer and may be used as a delivery vehicle for the administration of nutrients and pharmaceutical formulations. Liposomes can be of different sizes such as, but not limited to, a multilamellar vesicle (MLV) which may be hundreds of nanometers in diameter and may contain a series of concentric bilayers separated by narrow aqueous compartments, a small unilamellar vesicle (SUV) which may be smaller than 50 nm in diameter, and a large unilamellar vesicle (LUV) which may be between 50 and 500 nm in diameter. Liposome design may include, but is not limited to, opsonins or ligands in order to improve the attachment of liposomes to unhealthy tissue or to activate events such as, but not limited to, endocytosis. Liposomes may contain a low or a high pH in order to improve the delivery of the pharmaceutical formulations.

The formation of liposomes may depend on the physicochemical characteristics such as, but not limited to, the pharmaceutical formulation entrapped and the liposomal ingredients, the nature of the medium in which the lipid vesicles are dispersed, the effective concentration of the entrapped substance and its potential toxicity, any additional processes involved during the application and/or delivery of the vesicles, the optimization size, polydispersity and the shelf-life of the vesicles for the intended application, and the batch-to-batch reproducibility and possibility of large-scale production of safe and efficient liposomal products.

In some embodiments, pharmaceutical compositions described herein may include, without limitation, liposomes such as those formed from 1,2-dioleoyloxy-N,N-dimethylamino propane (DODMA) liposomes, DiLa2 liposomes from

Marina Biotech (Bothell, Wash.), 1,2-dilinoleyloxy-3-dimethylaminopropane (DLin-DMA), 2,2-dilinoleyloxy-4-(2-dimethylaminoethyl)-[1,3]-dioxolane (DLin-KC2-DMA), and MC3 (US20100324120; herein incorporated by reference in its entirety) and liposomes which may deliver small molecule drugs such as, but not limited to, DOXIL® from Janssen Biotech, Inc. (Horsham, Pa.).

In some embodiments, pharmaceutical compositions described herein may include, without limitation, liposomes such as those formed from the synthesis of stabilized plasma-lipid particles (SPLP) or stabilized nucleic acid lipid particle (SNALP) that have been previously described and shown to be suitable for oligonucleotide delivery *in vitro* and *in vivo* (see Wheeler et al. *Gene Therapy*. 1999 6:271-281; Zhang et al. *Gene Therapy*. 1999 6:1438-1447; Jeffs et al. *Pharm Res*. 2005 22:362-372; Morrissey et al., *Nat Biotechnol*. 2005 2:1002-1007; Zimmermann et al., *Nature*. 2006 441:111-114; Heyes et al. *J Contr Rel*. 2005 107:276-287; Semple et al. *Nature Biotech*. 2010 28:172-176; Judge et al. *J Clin Invest*. 2009 119:661-673; deFougerolles *Hum Gene Ther*. 2008 19:125-132; U.S. Patent Publication No US20130122104; all of which are incorporated herein in their entirety). The original manufacture method by Wheeler et al. was a detergent dialysis method, which was later improved by Jeffs et al. and is referred to as the spontaneous vesicle formation method. The liposome formulations are composed of 3 to 4 lipid components in addition to the polynucleotide. As an example a liposome can contain, but is not limited to, 55% cholesterol, 20% distearylphosphatidyl choline (DSPC), 10% PEG-S-DSG, and 15% 1,2-dioleyloxy-N,N-dimethylaminopropane (DODMA), as described by Jeffs et al. As another example, certain liposome formulations may contain, but are not limited to, 48% cholesterol, 20% DSPC, 2% PEG-c-DMA, and 30% cationic lipid, where the cationic lipid can be 1,2-distearoyloxy-N,N-dimethylaminopropane (DSDMA), DODMA, DLin-DMA, or 1,2-dilinolenyloxy-3-dimethylaminopropane (DLenDMA), as described by Heyes et al.

In some embodiments, liposome formulations may comprise from about 25.0% cholesterol to about 40.0% cholesterol, from about 30.0% cholesterol to about 45.0% cholesterol, from about 35.0% cholesterol to about 50.0% cholesterol and/or from about 48.5% cholesterol to about 60% cholesterol. In some embodiments, formulations may comprise a percentage of cholesterol selected from the group consisting of 28.5%, 31.5%, 33.5%, 36.5%, 37.0%, 38.5%, 39.0% and 43.5%. In some embodiments, formulations may comprise from about 5.0% to about 10.0% DSPC and/or from about 7.0% to about 15.0% DSPC.

In some embodiments, the RNA (e.g., mRNA) vaccine pharmaceutical compositions may be formulated in liposomes such as, but not limited to, DiLa2 liposomes (Marina Biotech, Bothell, Wash.), SMARTICLES® (Marina Biotech, Bothell, Wash.), neutral DOPC (1,2-dioleoyl-sn-glycero-3-phosphocholine) based liposomes (e.g., siRNA delivery for ovarian cancer (Landen et al. *Cancer Biology & Therapy* 2006 5(12):1708-1713); herein incorporated by reference in its entirety) and hyaluronan-coated liposomes (Quiet Therapeutics, Israel).

In some embodiments, the cationic lipid may be a low molecular weight cationic lipid such as those described in U.S. Patent Application No. 20130090372, the contents of which are herein incorporated by reference in their entirety.

In some embodiments, the RNA (e.g., mRNA) vaccines may be formulated in a lipid vesicle, which may have crosslinks between functionalized lipid bilayers.

In some embodiments, the RNA (e.g., mRNA) vaccines may be formulated in a lipid-polycation complex. The formation of the lipid-polycation complex may be accomplished by methods known in the art and/or as described in U.S. Pub. No. 20120178702, herein incorporated by reference in its entirety. As a non-limiting example, the polycation may include a cationic peptide or a polypeptide such as, but not limited to, polylysine, polyornithine and/or polyarginine. In some embodiments, the RNA (e.g., mRNA) vaccines may be formulated in a lipid-polycation complex, which may further include a non-cationic lipid such as, but not limited to, cholesterol or dioleoyl phosphatidylethanolamine (DOPE).

In some embodiments, the ratio of PEG in the lipid nanoparticle (LNP) formulations may be increased or decreased and/or the carbon chain length of the PEG lipid may be modified from C14 to C18 to alter the pharmacokinetics and/or biodistribution of the LNP formulations. As a non-limiting example, LNP formulations may contain from about 0.5% to about 3.0%, from about 1.0% to about 3.5%, from about 1.5% to about 4.0%, from about 2.0% to about 4.5%, from about 2.5% to about 5.0% and/or from about 3.0% to about 6.0% of the lipid molar ratio of PEG-c-DOMG (R-3-[(ω-methoxy-poly(ethyleneglycol)2000)carbamoyl]-1,2-dimyristyloxypropyl-3-amine) (also referred to herein as PEG-DOMG) as compared to the cationic lipid, DSPC and cholesterol. In some embodiments, the PEG-c-DOMG may be replaced with a PEG lipid such as, but not limited to, PEG-DSG (1,2-Distearoyl-sn-glycerol, methoxypolyethylene glycol), PEG-DMG (1,2-Dimyristoyl-sn-glycerol) and/or PEG-DPG (1,2-Dipalmitoyl-sn-glycerol, methoxypolyethylene glycol). The cationic lipid may be selected from any lipid known in the art such as, but not limited to, DLin-MC3-DMA, DLin-DMA, C12-200 and DLin-KC2-DMA.

In some embodiments, the RNA (e.g., mRNA) vaccines may be formulated in a lipid nanoparticle.

In some embodiments, the RNA (e.g., mRNA) vaccine formulation comprising the polynucleotide is a nanoparticle which may comprise at least one lipid. The lipid may be selected from, but is not limited to, DLin-DMA, DLin-K-DMA, 98N12-5, C12-200, DLin-MC3-DMA, DLin-KC2-DMA, DODMA, PLGA, PEG, PEG-DMG, PEGylated lipids and amino alcohol lipids. In another aspect, the lipid may be a cationic lipid such as, but not limited to, DLin-DMA, DLin-D-DMA, DLin-MC3-DMA, DLin-KC2-DMA, DODMA and amino alcohol lipids. The amino alcohol cationic lipid may be the lipids described in and/or made by the methods described in U.S. Patent Publication No. US20130150625, herein incorporated by reference in its entirety. As a non-limiting example, the cationic lipid may be 2-amino-3-[(9Z, 12Z)-octadeca-9,12-dien-1-yloxy]-2-[[[(9Z,2Z)-octadeca-9,12-dien-1-yloxy]methyl]propan-1-ol (Compound 1 in US20130150625); 2-amino-3-[(9Z)-octadec-9-en-1-yloxy]-2-[[[(9Z)-octadec-9-en-1-yloxy]methyl]propan-1-ol (Compound 2 in US20130150625); 2-amino-3-[(9Z, 12Z)-octadeca-9,12-dien-1-yloxy]-2-[(octyloxy)methyl]propan-1-ol (Compound 3 in US20130150625); and 2-(dimethylamino)-3-[(9Z, 12Z)-octadeca-9,12-dien-1-yloxy]-2-[[[(9Z, 12Z)-octadeca-9,12-dien-1-yloxy]methyl]propan-1-ol (Compound 4 in US20130150625); or any pharmaceutically acceptable salt or stereoisomer thereof.

Lipid nanoparticle formulations typically comprise a lipid, in particular, an ionizable cationic lipid, for example, 2,2-dilinoleyloxy-4-dimethylaminoethyl-[1,3]-dioxolane (DLin-KC2-DMA), dilinoleyloxy-methyl-4-dimethylaminobu-

tyrate (DLin-MC3-DMA), or di((Z)-non-2-en-1-yl) 9-((4-(dimethylamino)butanoyl)oxy)heptadecanedioate (L319), and further comprise a neutral lipid, a sterol and a molecule capable of reducing particle aggregation, for example a PEG or PEG-modified lipid.

In some embodiments, the lipid nanoparticle formulation consists essentially of (i) at least one lipid selected from the group consisting of 2,2-dilinoleyl-4-dimethylaminoethyl-[1,3]-dioxolane (DLin-KC2-DMA), dilinoleyl-methyl-4-dimethylaminobutyrate (DLin-MC3-DMA), and di((Z)-non-2-en-1-yl) 9-((4-(dimethylamino)butanoyl)oxy)heptadecanedioate (L319); (ii) a neutral lipid selected from DSPC, DPPC, POPC, DOPE and SM; (iii) a sterol, e.g., cholesterol; and (iv) a PEG-lipid, e.g., PEG-DMG or PEG-cDMA, in a molar ratio of about 20-60% cationic lipid: 5-25% neutral lipid: 25-55% sterol; 0.5-15% PEG-lipid.

In some embodiments, the formulation includes from about 25% to about 75% on a molar basis of a cationic lipid selected from 2,2-dilinoleyl-4-dimethylaminoethyl-[1,3]-dioxolane (DLin-KC2-DMA), dilinoleyl-methyl-4-dimethylaminobutyrate (DLin-MC3-DMA), and di((Z)-non-2-en-1-yl) 9-((4-(dimethylamino)butanoyl)oxy)heptadecanedioate (L319), e.g., from about 35 to about 65%, from about 45 to about 65%, about 60%, about 57.5%, about 50% or about 40% on a molar basis.

In some embodiments, the formulation includes from about 0.5% to about 15% on a molar basis of the neutral lipid e.g., from about 3 to about 12%, from about 5 to about 10% or about 15%, about 10%, or about 7.5% on a molar basis. Examples of neutral lipids include, but are not limited to, DSPC, POPC, DPPC, DOPE and SM. In some embodiments, the formulation includes from about 5% to about 50% on a molar basis of the sterol (e.g., about 15 to about 45%, about 20 to about 40%, about 40%, about 38.5%, about 35%, or about 31% on a molar basis. An exemplary sterol is cholesterol. In some embodiments, the formulation includes from about 0.5% to about 20% on a molar basis of the PEG or PEG-modified lipid (e.g., about 0.5 to about 10%, about 0.5 to about 5%, about 1.5%, about 0.5%, about 1.5%, about 3.5%, or about 5% on a molar basis. In some embodiments, the PEG or PEG modified lipid comprises a PEG molecule of an average molecular weight of 2,000 Da. In other embodiments, the PEG or PEG modified lipid comprises a PEG molecule of an average molecular weight of less than 2,000, for example around 1,500 Da, around 1,000 Da, or around 500 Da. Examples of PEG-modified lipids include, but are not limited to, PEG-distearoyl glycerol (PEG-DMG) (also referred herein as PEG-C14 or C14-PEG), PEG-cDMA (further discussed in Reyes et al. *J. Controlled Release*, 107, 276-287 (2005) the contents of which are herein incorporated by reference in their entirety)

In some embodiments, the formulations of the present disclosure include 25-75% of a cationic lipid selected from 2,2-dilinoleyl-4-dimethylaminoethyl-[1,3]-dioxolane (DLin-KC2-DMA), dilinoleyl-methyl-4-dimethylaminobutyrate (DLin-MC3-DMA), and di((Z)-non-2-en-1-yl) 9-((4-(dimethylamino)butanoyl)oxy)heptadecanedioate (L319), 0.5-15% of the neutral lipid, 5-50% of the sterol, and 0.5-20% of the PEG or PEG-modified lipid on a molar basis.

In some embodiments, the formulations of the present disclosure include 35-65% of a cationic lipid selected from 2,2-dilinoleyl-4-dimethylaminoethyl-[1,3]-dioxolane (DLin-KC2-DMA), dilinoleyl-methyl-4-dimethylaminobutyrate (DLin-MC3-DMA), and di((Z)-non-2-en-1-yl) 9-((4-(dimethylamino)butanoyl)oxy)heptadecanedioate (L319), 3-12% of the neutral lipid, 15-45% of the sterol, and 0.5-10% of the PEG or PEG-modified lipid on a molar basis.

In some embodiments, the formulations of the present disclosure include 45-65% of a cationic lipid selected from 2,2-dilinoleyl-4-dimethylaminoethyl-[1,3]-dioxolane (DLin-KC2-DMA), dilinoleyl-methyl-4-dimethylaminobutyrate (DLin-MC3-DMA), and di((Z)-non-2-en-1-yl) 9-((4-(dimethylamino)butanoyl)oxy)heptadecanedioate (L319), 5-10% of the neutral lipid, 25-40% of the sterol, and 0.5-10% of the PEG or PEG-modified lipid on a molar basis.

In some embodiments, the formulations of the present disclosure include about 60% of a cationic lipid selected from 2,2-dilinoleyl-4-dimethylaminoethyl-[1,3]-dioxolane (DLin-KC2-DMA), dilinoleyl-methyl-4-dimethylaminobutyrate (DLin-MC3-DMA), and di((Z)-non-2-en-1-yl) 9-((4-(dimethylamino)butanoyl)oxy)heptadecanedioate (L319), about 7.5% of the neutral lipid, about 31% of the sterol, and about 1.5% of the PEG or PEG-modified lipid on a molar basis.

In some embodiments, the formulations of the present disclosure include about 50% of a cationic lipid selected from 2,2-dilinoleyl-4-dimethylaminoethyl-[1,3]-dioxolane (DLin-KC2-DMA), dilinoleyl-methyl-4-dimethylaminobutyrate (DLin-MC3-DMA), and di((Z)-non-2-en-1-yl) 9-((4-(dimethylamino)butanoyl)oxy)heptadecanedioate (L319), about 10% of the neutral lipid, about 38.5% of the sterol, and about 1.5% of the PEG or PEG-modified lipid on a molar basis.

In some embodiments, the formulations of the present disclosure include about 50% of a cationic lipid selected from 2,2-dilinoleyl-4-dimethylaminoethyl-[1,3]-dioxolane (DLin-KC2-DMA), dilinoleyl-methyl-4-dimethylaminobutyrate (DLin-MC3-DMA), and di((Z)-non-2-en-1-yl) 9-((4-(dimethylamino)butanoyl)oxy)heptadecanedioate (L319), about 10% of the neutral lipid, about 35% of the sterol, about 4.5% or about 5% of the PEG or PEG-modified lipid, and about 0.5% of the targeting lipid on a molar basis.

In some embodiments, the formulations of the present disclosure include about 40% of a cationic lipid selected from 2,2-dilinoleyl-4-dimethylaminoethyl-[1,3]-dioxolane (DLin-KC2-DMA), dilinoleyl-methyl-4-dimethylaminobutyrate (DLin-MC3-DMA), and di((Z)-non-2-en-1-yl) 9-((4-(dimethylamino)butanoyl)oxy)heptadecanedioate (L319), about 15% of the neutral lipid, about 40% of the sterol, and about 5% of the PEG or PEG-modified lipid on a molar basis.

In some embodiments, the formulations of the present disclosure include about 57.2% of a cationic lipid selected from 2,2-dilinoleyl-4-dimethylaminoethyl-[1,3]-dioxolane (DLin-KC2-DMA), dilinoleyl-methyl-4-dimethylaminobutyrate (DLin-MC3-DMA), and di((Z)-non-2-en-1-yl) 9-((4-(dimethylamino)butanoyl)oxy)heptadecanedioate (L319), about 7.1% of the neutral lipid, about 34.3% of the sterol, and about 1.4% of the PEG or PEG-modified lipid on a molar basis.

In some embodiments, the formulations of the present disclosure include about 57.5% of a cationic lipid selected from the PEG lipid is PEG-cDMA (PEG-cDMA is further discussed in Reyes et al. *J. Controlled Release*, 107, 276-287 (2005), the contents of which are herein incorporated by reference in their entirety), about 7.5% of the neutral lipid, about 31.5% of the sterol, and about 3.5% of the PEG or PEG-modified lipid on a molar basis.

In some embodiments, lipid nanoparticle formulation consists essentially of a lipid mixture in molar ratios of about 20-70% cationic lipid: 5-45% neutral lipid: 20-55% cholesterol: 0.5-15% PEG-modified lipid; more preferably in a molar ratio of about 20-60% cationic lipid: 5-25% neutral lipid: 25-55% cholesterol: 0.5-15% PEG-modified lipid.

In some embodiments, the molar lipid ratio is approximately 50/10/38.5/1.5 (mol % cationic lipid/neutral lipid, e.g., DSPC/Chol/PEG-modified lipid, e.g., PEG-DMG, PEG-DSG or PEG-DPG), 57.2/7.1134.3/1.4 (mol % cationic lipid/neutral lipid, e.g., DPPC/Chol/PEG-modified lipid, e.g., PEG-cDMA), 40/15/40/5 (mol % cationic lipid/neutral lipid, e.g., DSPC/Chol/PEG-modified lipid, e.g., PEG-DMG), 50/10/35/4.5/0.5 (mol % cationic lipid/neutral lipid, e.g., DSPC/Chol/PEG-modified lipid, e.g., PEG-DSG), 50/10/35/5 (cationic lipid/neutral lipid, e.g., DSPC/Chol/PEG-modified lipid, e.g., PEG-DMG), 40/10/40/10 (mol % cationic lipid/neutral lipid, e.g., DSPC/Chol/PEG-modified lipid, e.g., PEG-DMG or PEG-cDMA), 35/15/40/10 (mol % cationic lipid/neutral lipid, e.g., DSPC/Chol/PEG-modified lipid, e.g., PEG-DMG or PEG-cDMA) or 52/13/30/5 (mol % cationic lipid/neutral lipid, e.g., DSPC/Chol/PEG-modified lipid, e.g., PEG-DMG or PEG-cDMA).

Examples of lipid nanoparticle compositions and methods of making same are described, for example, in Semple et al. (2010) *Nat. Biotechnol.* 28:172-176; Jayarama et al. (2012), *Angew. Chem. Int. Ed.*, 51: 8529-8533; and Maier et al. (2013) *Molecular Therapy* 21, 1570-1578 (the contents of each of which are incorporated herein by reference in their entirety).

In some embodiments, the lipid nanoparticle formulations described herein may comprise a cationic lipid, a PEG lipid and a structural lipid and optionally comprise a non-cationic lipid. As a non-limiting example, the lipid nanoparticle may comprise about 40-60% of cationic lipid, about 5-15% of a non-cationic lipid, about 1-2% of a PEG lipid and about 30-50% of a structural lipid. As another non-limiting example, the lipid nanoparticle may comprise about 50% cationic lipid, about 10% non-cationic lipid, about 1.5% PEG lipid and about 38.5% structural lipid. As yet another non-limiting example, the lipid nanoparticle may comprise about 55% cationic lipid, about 10% non-cationic lipid, about 2.5% PEG lipid and about 32.5% structural lipid. In some embodiments, the cationic lipid may be any cationic lipid described herein such as, but not limited to, DLin-KC2-DMA, DLin-MC3-DMA and L319.

In some embodiments, the lipid nanoparticle formulations described herein may be 4 component lipid nanoparticles. The lipid nanoparticle may comprise a cationic lipid, a non-cationic lipid, a PEG lipid and a structural lipid. As a non-limiting example, the lipid nanoparticle may comprise about 40-60% of cationic lipid, about 5-15% of a non-cationic lipid, about 1-2% of a PEG lipid and about 30-50% of a structural lipid. As another non-limiting example, the lipid nanoparticle may comprise about 50% cationic lipid, about 10% non-cationic lipid, about 1.5% PEG lipid and about 38.5% structural lipid. As yet another non-limiting example, the lipid nanoparticle may comprise about 55% cationic lipid, about 10% non-cationic lipid, about 2.5% PEG lipid and about 32.5% structural lipid. In some embodiments, the cationic lipid may be any cationic lipid described herein such as, but not limited to, DLin-KC2-DMA, DLin-MC3-DMA and L319.

In some embodiments, the lipid nanoparticle formulations described herein may comprise a cationic lipid, a non-cationic lipid, a PEG lipid and a structural lipid. As a non-limiting example, the lipid nanoparticle comprise about 50% of the cationic lipid DLin-KC2-DMA, about 10% of the non-cationic lipid DSPC, about 1.5% of the PEG lipid PEG-DOMG and about 38.5% of the structural lipid cholesterol. As a non-limiting example, the lipid nanoparticle comprise about 50% of the cationic lipid DLin-MC3-DMA, about 10% of the non-cationic lipid DSPC, about 1.5% of

the PEG lipid PEG-DOMG and about 38.5% of the structural lipid cholesterol. As a non-limiting example, the lipid nanoparticle comprise about 50% of the cationic lipid DLin-MC3-DMA, about 10% of the non-cationic lipid DSPC, about 1.5% of the PEG lipid PEG-DMG and about 38.5% of the structural lipid cholesterol. As yet another non-limiting example, the lipid nanoparticle comprise about 55% of the cationic lipid L319, about 10% of the non-cationic lipid DSPC, about 2.5% of the PEG lipid PEG-DMG and about 32.5% of the structural lipid cholesterol.

As a non-limiting example, the cationic lipid may be selected from (20Z,23Z)-N,N-dimethylnonacos-20,23-dien-10-amine, (17Z,20Z)-N,N-dimethylhexacos-17,20-dien-9-amine, (1Z,19Z)-N,N-dimethylpentacos-16,19-dien-8-amine, (13Z,16Z)-N,N-dimethyldocos-13,16-dien-5-amine, (12Z, 15Z)-N,N-dimethylhenicos-12,15-dien-4-amine, (14Z, 17Z)-N,N-dimethyltricos-14,17-dien-6-amine, (15Z, 18Z)-N,N-dimethyltetracos-15,18-dien-7-amine, (18Z,21Z)-N,N-dimethylheptacos-18,21-dien-10-amine, (15Z, 18Z)-N,N-dimethyltetracos-15,18-dien-5-amine, (14Z, 17Z)-N,N-dimethyltricos-14,17-dien-4-amine, (19Z,22Z)-N,N-dimethyloctacos-19,22-dien-9-amine, (18Z,21 Z)-N,N-dimethylheptacos-18,21-dien-8-amine, (17Z,20Z)-N,N-dimethylhexacos-17,20-dien-7-amine, (16Z, 19Z)-N,N-dimethylpentacos-16,19-dien-6-amine, (22Z,25Z)-N,N-dimethylhentriaconta-22,25-dien-10-amine, (21 Z,24Z)-N,N-dimethyltriaconta-21,24-dien-9-amine, (18Z)-N,N-dimethylheptacos-18-en-10-amine, (17Z)-N,N-dimethylhexacos-17-en-9-amine, (19Z,22Z)-N,N-dimethyloctacos-19,22-dien-7-amine, N,N-dimethylheptacos-10-amine, (20Z,23Z)-N-ethyl-N-methylnonacos-20,23-dien-10-amine, 1-[(11Z,14Z)-1-nonylicosa-11,14-dien-1-yl] pyrrolidine, (20Z)-N,N-dimethylheptacos-20-en-10-amine, (15Z)-N,N-dimethyleptacos-15-en-10-amine, (14Z)-N,N-dimethylnonacos-14-en-10-amine, (17Z)-N,N-dimethylnonacos-17-en-10-amine, (24Z)-N,N-dimethyltritiacont-24-en-10-amine, (20Z)-N,N-dimethylnonacos-20-en-10-amine, (22Z)-N,N-dimethylhentriacont-22-en-10-amine, (16Z)-N,N-dimethylpentacos-16-en-8-amine, (12Z, 15Z)-N,N-dimethyl-2-nonylhenicos-12,15-dien-1-amine, (13Z, 16Z)-N,N-dimethyl-3-nonyldocos-13,16-dien-1-amine, N,N-dimethyl-1-[(1S,2R)-2-octylcyclopropyl] eptadecan-8-amine, 1-[(1S,2R)-2-hexylcyclopropyl]-N,N-dimethylnonadecan-10-amine, N,N-dimethyl-1-[(1S,2R)-2-octylcyclopropyl]nonadecan-10-amine, N,N-dimethyl-21-[(1S,2R)-2-octylcyclopropyl]henicosan-10-amine, N,N-dimethyl-1-[(1S,2S)-2-[(1R,2R)-2-pentylcyclopropyl]methyl]cyclopropyl]nonadecan-10-amine, N,N-dimethyl-1-[(1S,2R)-2-octylcyclopropyl]hexadecan-8-amine, N,N-dimethyl-1-[(1R,2S)-2-undecylcyclopropyl]tetradecan-5-amine, N,N-dimethyl-3-{7-[(1S,2R)-2-octylcyclopropyl]heptyl} dodecan-1-amine, 1-[(1R,2S)-2-heptylcyclopropyl]-N,N-dimethyloctadecan-9-amine, 1-[(1S,2R)-2-decylcyclopropyl]-N,N-dimethylpentadecan-6-amine, N,N-dimethyl-1-[(1S,2R)-2-octylcyclopropyl]pentadecan-8-amine, R-N,N-dimethyl-1-[(9Z,12Z)-octadeca-9,12-dien-1-yloxy]-3-(octyloxy)propan-2-amine, S-N,N-dimethyl-1-[(9Z, 12Z)-octadeca-9,12-dien-1-yloxy]-3-(octyloxy)propan-2-amine, 1-{2-[(9Z,12Z)-octadeca-9,12-dien-1-yloxy]-1-[(octyloxy)methyl]ethyl}pyrrolidine, (2S)-N,N-dimethyl-1-[(9Z, 12Z)-octadeca-9,12-dien-1-yloxy]-3-[(5Z)-oct-5-en-1-yloxy]propan-2-amine, 1-{2-[(9Z, 12Z)-octadeca-9,12-dien-1-yloxy]-1-[(octyloxy)methyl]ethyl}azetidene, (2S)-1-(hexyloxy)-N,N-dimethyl-3-[(9Z, 12Z)-octadeca-9,12-dien-1-yloxy]propan-2-amine, (2S)-1-(heptyloxy)-N,N-dimethyl-3-[(9Z, 12Z)-octadeca-9,12-dien-1-yloxy]propan-

2-amine, N,N-dimethyl-1-(nonyloxy)-3-[(9Z, 12Z)-octadeca-9,12-dien-1-yloxy]propan-2-amine, N,N-dimethyl-1-[(9Z)-octadec-9-en-1-yloxy]-3-(octyloxy)propan-2-amine; (2S)-N,N-dimethyl-1-[(6Z,9Z, 12Z)-octadeca-6,9,12-trien-1-yloxy]-3-(octyloxy)propan-2-amine, (2S)-1-[(11Z,14Z)-icosa-11,14-dien-1-yloxy]-N,N-dimethyl-3-(pentyloxy)propan-2-amine, (2S)-1-(hexyloxy)-3-[(11Z,14Z)-icosa-11,14-dien-1-yloxy]-N,N-dimethylpropan-2-amine, 1-[(11Z,14Z)-icosa-11,14-dien-1-yloxy]-N,N-dimethyl-3-(octyloxy)propan-2-amine, 1-[(13Z, 16Z)-docosa-13,16-dien-1-yloxy]-N,N-dimethyl-3-(octyloxy)propan-2-amine, (2S)-1-[(13Z,16Z)-docosa-13,16-dien-1-yloxy]-3-(hexyloxy)-N,N-dimethylpropan-2-amine, (2S)-1-[(13Z)-docos-13-en-1-yloxy]-3-(hexyloxy)-N,N-dimethylpropan-2-amine, 1-[(13Z)-docos-13-en-1-yloxy]-N,N-dimethyl-3-(octyloxy)propan-2-amine, 1-[(9Z)-hexadec-9-en-1-yloxy]-N,N-dimethyl-3-(octyloxy)propan-2-amine, (2R)-N,N-dimethyl-H(1-metoylo ctyl)oxy]-3-[(9Z, 12Z)-octadeca-9,12-dien-1-yloxy]propan-2-amine, (2R)-1-[(3,7-dimethyloctyl)oxy]-N,N-dimethyl-3-[(9Z, 12Z)-octadeca-9,12-dien-1-yloxy]propan-2-amine, N,N-dimethyl-1-(octyloxy)-3-({8-[(1S,2S)-2-[(1R,2R)-2-pentyl-cyclopropyl]methyl]cyclopropyl}octyl)oxy)propan-2-amine, N,N-dimethyl-1-{{8-(2-oclylcyclopropyl)octyl}oxy}-3-(octyloxy)propan-2-amine and (11E,20Z,23Z)-N,N-dimethylnonacosa-11,20,2-trien-10-amine or a pharmaceutically acceptable salt or stereoisomer thereof.

In some embodiments, the LNP formulations of the RNA (e.g., mRNA) vaccines may contain PEG-c-DOMG at 3% lipid molar ratio. In some embodiments, the LNP formulations of the RNA (e.g., mRNA) vaccines may contain PEG-c-DOMG at 1.5% lipid molar ratio.

In some embodiments, the pharmaceutical compositions of the RNA (e.g., mRNA) vaccines may include at least one of the PEGylated lipids described in International Publication No. WO2012099755, the contents of which are herein incorporated by reference in their entirety.

In some embodiments, the LNP formulation may contain PEG-DMG 2000 (1,2-dimyristoyl-sn-glycero-3-phosphoethanolamine-N-[methoxy(polyethylene glycol)-2000]). In some embodiments, the LNP formulation may contain PEG-DMG 2000, a cationic lipid known in the art and at least one other component. In some embodiments, the LNP formulation may contain PEG-DMG 2000, a cationic lipid known in the art, DSPC and cholesterol. As a non-limiting example, the LNP formulation may contain PEG-DMG 2000, DLin-DMA, DSPC and cholesterol. As another non-limiting example the LNP formulation may contain PEG-DMG 2000, DLin-DMA, DSPC and cholesterol in a molar ratio of 2:40:10:48 (see e.g., Geall et al., Nonviral delivery of self-amplifying RNA (e.g., mRNA) vaccines, PNAS 2012; PMID: 22908294, the contents of each of which are herein incorporated by reference in their entirety).

The lipid nanoparticles described herein may be made in a sterile environment.

In some embodiments, the LNP formulation may be formulated in a nanoparticle such as a nucleic acid-lipid particle. As a non-limiting example, the lipid particle may comprise one or more active agents or therapeutic agents; one or more cationic lipids comprising from about 50 mol % to about 85 mol % of the total lipid present in the particle; one or more non-cationic lipids comprising from about 13 mol % to about 49.5 mol % of the total lipid present in the particle; and one or more conjugated lipids that inhibit aggregation of particles comprising from about 0.5 mol % to about 2 mol % of the total lipid present in the particle.

The nanoparticle formulations may comprise a phosphate conjugate. The phosphate conjugate may increase in vivo circulation times and/or increase the targeted delivery of the nanoparticle. As a non-limiting example, the phosphate conjugates may include a compound of any one of the formulas described in International Application No. WO2013033438, the contents of which are herein incorporated by reference in its entirety.

The nanoparticle formulation may comprise a polymer conjugate. The polymer conjugate may be a water soluble conjugate. The polymer conjugate may have a structure as described in U.S. Patent Application No. 20130059360, the contents of which are herein incorporated by reference in its entirety. In some embodiments, polymer conjugates with the polynucleotides of the present disclosure may be made using the methods and/or segmented polymeric reagents described in U.S. Patent Application No. 20130072709, the contents of which are herein incorporated by reference in its entirety. In some embodiments, the polymer conjugate may have pendant side groups comprising ring moieties such as, but not limited to, the polymer conjugates described in U.S. Patent Publication No. US20130196948, the contents which are herein incorporated by reference in its entirety.

The nanoparticle formulations may comprise a conjugate to enhance the delivery of nanoparticles of the present disclosure in a subject. Further, the conjugate may inhibit phagocytic clearance of the nanoparticles in a subject. In one aspect, the conjugate may be a "self" peptide designed from the human membrane protein CD47 (e.g., the "self" particles described by Rodriguez et al. (*Science* 2013 339, 971-975), herein incorporated by reference in its entirety). As shown by Rodriguez et al., the self peptides delayed macrophage-mediated clearance of nanoparticles which enhanced delivery of the nanoparticles. In another aspect, the conjugate may be the membrane protein CD47 (e.g., see Rodriguez et al. *Science* 2013 339, 971-975, herein incorporated by reference in its entirety). Rodriguez et al. showed that, similarly to "self" peptides, CD47 can increase the circulating particle ratio in a subject as compared to scrambled peptides and PEG coated nanoparticles.

In some embodiments, the RNA (e.g., mRNA) vaccines of the present disclosure are formulated in nanoparticles which comprise a conjugate to enhance the delivery of the nanoparticles of the present disclosure in a subject. The conjugate may be the CD47 membrane or the conjugate may be derived from the CD47 membrane protein, such as the "self" peptide described previously. In some embodiments, the nanoparticle may comprise PEG and a conjugate of CD47 or a derivative thereof. In some embodiments, the nanoparticle may comprise both the "self" peptide described above and the membrane protein CD47.

In some embodiments, a "self" peptide and/or CD47 protein may be conjugated to a virus-like particle or pseudovirion, as described herein for delivery of the RNA (e.g., mRNA) vaccines of the present disclosure.

In some embodiments, RNA (e.g., mRNA) vaccine pharmaceutical compositions comprising the polynucleotides of the present disclosure and a conjugate that may have a degradable linkage. Non-limiting examples of conjugates include an aromatic moiety comprising an ionizable hydrogen atom, a spacer moiety, and a water-soluble polymer. As a non-limiting example, pharmaceutical compositions comprising a conjugate with a degradable linkage and methods for delivering such pharmaceutical compositions are described in U.S. Patent Publication No. US20130184443, the contents of which are herein incorporated by reference in their entirety.

The nanoparticle formulations may be a carbohydrate nanoparticle comprising a carbohydrate carrier and a RNA (e.g., mRNA) vaccine. As a non-limiting example, the carbohydrate carrier may include, but is not limited to, an anhydride-modified phytoglycogen or glycogen-type material, phytoglycogen octenyl succinate, phytoglycogen beta-dextrin, anhydride-modified phytoglycogen beta-dextrin. (See e.g., International Publication No. WO2012109121; the contents of which are herein incorporated by reference in their entirety).

Nanoparticle formulations of the present disclosure may be coated with a surfactant or polymer in order to improve the delivery of the particle. In some embodiments, the nanoparticle may be coated with a hydrophilic coating such as, but not limited to, PEG coatings and/or coatings that have a neutral surface charge. The hydrophilic coatings may help to deliver nanoparticles with larger payloads such as, but not limited to, RNA (e.g., mRNA) vaccines within the central nervous system. As a non-limiting example nanoparticles comprising a hydrophilic coating and methods of making such nanoparticles are described in U.S. Patent Publication No. US20130183244, the contents of which are herein incorporated by reference in their entirety.

In some embodiments, the lipid nanoparticles of the present disclosure may be hydrophilic polymer particles. Non-limiting examples of hydrophilic polymer particles and methods of making hydrophilic polymer particles are described in U.S. Patent Publication No. US20130210991, the contents of which are herein incorporated by reference in their entirety.

In some embodiments, the lipid nanoparticles of the present disclosure may be hydrophobic polymer particles.

Lipid nanoparticle formulations may be improved by replacing the cationic lipid with a biodegradable cationic lipid which is known as a rapidly eliminated lipid nanoparticle (reLNP). Ionizable cationic lipids, such as, but not limited to, DLinDMA, DLin-KC2-DMA, and DLin-MC3-DMA, have been shown to accumulate in plasma and tissues over time and may be a potential source of toxicity. The rapid metabolism of the rapidly eliminated lipids can improve the tolerability and therapeutic index of the lipid nanoparticles by an order of magnitude from a 1 mg/kg dose to a 10 mg/kg dose in rat. Inclusion of an enzymatically degraded ester linkage can improve the degradation and metabolism profile of the cationic component, while still maintaining the activity of the reLNP formulation. The ester linkage can be internally located within the lipid chain or it may be terminally located at the terminal end of the lipid chain. The internal ester linkage may replace any carbon in the lipid chain.

In some embodiments, the internal ester linkage may be located on either side of the saturated carbon.

In some embodiments, an immune response may be elicited by delivering a lipid nanoparticle which may include a nanospecies, a polymer and an immunogen. (U.S. Publication No. 20120189700 and International Publication No. WO2012099805; each of which is herein incorporated by reference in their entirety). The polymer may encapsulate the nanospecies or partially encapsulate the nanospecies. The immunogen may be a recombinant protein, a modified RNA and/or a polynucleotide described herein. In some embodiments, the lipid nanoparticle may be formulated for use in a vaccine such as, but not limited to, against a pathogen.

Lipid nanoparticles may be engineered to alter the surface properties of particles so the lipid nanoparticles may penetrate the mucosal barrier. Mucus is located on mucosal

tissue such as, but not limited to, oral (e.g., the buccal and esophageal membranes and tonsil tissue), ophthalmic, gastrointestinal (e.g., stomach, small intestine, large intestine, colon, rectum), nasal, respiratory (e.g., nasal, pharyngeal, tracheal and bronchial membranes), genital (e.g., vaginal, cervical and urethral membranes). Nanoparticles larger than 10-200 nm which are preferred for higher drug encapsulation efficiency and the ability to provide the sustained delivery of a wide array of drugs have been thought to be too large to rapidly diffuse through mucosal barriers. Mucus is continuously secreted, shed, discarded or digested and recycled so most of the trapped particles may be removed from the mucosa tissue within seconds or within a few hours. Large polymeric nanoparticles (200 nm-500 nm in diameter) which have been coated densely with a low molecular weight polyethylene glycol (PEG) diffused through mucus only 4 to 6-fold lower than the same particles diffusing in water (Lai et al. PNAS 2007 104(5):1482-487; Lai et al. *Adv Drug Deliv Rev.* 2009 61(2): 158-171; each of which is herein incorporated by reference in their entirety). The transport of nanoparticles may be determined using rates of permeation and/or fluorescent microscopy techniques including, but not limited to, fluorescence recovery after photobleaching (FRAP) and high resolution multiple particle tracking (MPT). As a non-limiting example, compositions which can penetrate a mucosal barrier may be made as described in U.S. Pat. No. 8,241,670 or International Patent Publication No. WO2013110028, the contents of each of which are herein incorporated by reference in their entirety.

The lipid nanoparticle engineered to penetrate mucus may comprise a polymeric material (i.e. a polymeric core) and/or a polymer-vitamin conjugate and/or a tri-block co-polymer. The polymeric material may include, but is not limited to, polyamines, polyethers, polyamides, polyesters, polycarbamates, polyureas, polycarbonates, poly(styrenes), polyimides, polysulfones, polyurethanes, polyacetylenes, polyethylenes, polyethyleneimines, polyisocyanates, polyacrylates, polymethacrylates, polyacrylonitriles, and polyarylates. The polymeric material may be biodegradable and/or biocompatible. Non-limiting examples of biocompatible polymers are described in International Patent Publication No. WO2013116804, the contents of which are herein incorporated by reference in their entirety. The polymeric material may additionally be irradiated. As a non-limiting example, the polymeric material may be gamma irradiated (see e.g., International App. No. WO201282165, herein incorporated by reference in its entirety). Non-limiting examples of specific polymers include poly(caprolactone) (PCL), ethylene vinyl acetate polymer (EVA), poly(lactic acid) (PLA), poly(L-lactic acid) (PLLA), poly(glycolic acid) (PGA), poly(lactic acid-co-glycolic acid) (PLGA), poly(L-lactic acid-co-glycolic acid) (PLLGA), poly(D,L-lactide) (PDLA), poly(L-lactide) (PLLA), poly(D,L-lactide-co-caprolactone), poly(D,L-lactide-co-caprolactone-co-glycolide), poly(D,L-lactide-co-PEO-co-D,L-lactide), poly(D,L-lactide-co-PPO-co-D,L-lactide), polyalkyl cyanoacrylate, polyurethane, poly-L-lysine (PLL), hydroxypropyl methacrylate (HPMA), polyethyleneglycol, poly-L-glutamic acid, poly(hydroxy acids), polyanhydrides, polyorthoesters, poly(ester amides), polyamides, poly(ester ethers), polycarbonates, polyalkylenes such as polyethylene and polypropylene, polyalkylene glycols such as poly(ethylene glycol) (PEG), polyalkylene oxides (PEO), polyalkylene terephthalates such as poly(ethylene terephthalate), polyvinyl alcohols (PVA), polyvinyl ethers, polyvinyl esters such as poly(vinyl acetate), polyvinyl halides such as poly(vinyl chloride) (PVC), poly-

vinylpyrrolidone, polysiloxanes, polystyrene (PS), polyurethanes, derivatized celluloses such as alkyl celluloses, hydroxyalkyl celluloses, cellulose ethers, cellulose esters, nitro celluloses, hydroxypropylcellulose, carboxymethylcellulose, polymers of acrylic acids, such as poly(methyl(meth) 5 acrylate) (PMMA), poly(ethyl(meth)acrylate), poly(butyl(meth)acrylate), poly(isobutyl(meth)acrylate), poly(hexyl(meth)acrylate), poly(isodecyl(meth)acrylate), poly(lauryl(meth)acrylate), poly(phenyl(meth)acrylate), poly(methyl acrylate), poly(isopropyl acrylate), poly(isobutyl acrylate), 10 poly(octadecyl acrylate) and copolymers and mixtures thereof, polydioxanone and its copolymers, polyhydroxyalkanoates, polypropylene fumarate, polyoxymethylene, poloxamers, poly(ortho)esters, poly(butyric acid), poly(valeric acid), poly(lactide-co-caprolactone), PEG-PLGA-PEG 15 and trimethylene carbonate, polyvinylpyrrolidone. The lipid nanoparticle may be coated or associated with a co-polymer such as, but not limited to, a block co-polymer (such as a branched polyether-polyamide block copolymer described in International Publication No. WO2013012476, herein 20 incorporated by reference in its entirety), and (poly(ethylene glycol))-(poly(propylene oxide))-(poly(ethylene glycol)) tri-block copolymer (see e.g., U.S. Publication 20120121718 and U.S. Publication 20100003337 and U.S. Pat. No. 8,263, 665, the contents of each of which is herein incorporated by 25 reference in their entirety). The co-polymer may be a polymer that is generally regarded as safe (GRAS) and the formation of the lipid nanoparticle may be in such a way that no new chemical entities are created. For example, the lipid nanoparticle may comprise poloxamers coating PLGA nano- 30 particles without forming new chemical entities which are still able to rapidly penetrate human mucus (Yang et al. *Angew. Chem. Int. Ed.* 2011 50:2597-2600; the contents of which are herein incorporated by reference in their entirety). A non-limiting scalable method to produce nanoparticles 35 which can penetrate human mucus is described by Xu et al. (see, e.g., *J Control Release* 2013, 170(2):279-86; the contents of which are herein incorporated by reference in their entirety).

The vitamin of the polymer-vitamin conjugate may be 40 vitamin E. The vitamin portion of the conjugate may be substituted with other suitable components such as, but not limited to, vitamin A, vitamin E, other vitamins, cholesterol, a hydrophobic moiety, or a hydrophobic component of other surfactants (e.g., sterol chains, fatty acids, hydrocarbon 45 chains and alkylene oxide chains).

The lipid nanoparticle engineered to penetrate mucus may include surface altering agents such as, but not limited to, polynucleotides, anionic proteins (e.g., bovine serum albumin), surfactants (e.g., cationic surfactants such as for 50 example dimethyldioctadecyl-ammonium bromide), sugars or sugar derivatives (e.g., cyclodextrin), nucleic acids, polymers (e.g., heparin, polyethylene glycol and poloxamer), mucolytic agents (e.g., N-acetylcysteine, mugwort, bromelain, papain, clerodendrum, acetylcysteine, bromhexine, carbocisteine, eprazinone, mesna, ambroxol, sobrerol, domi- 55 odol, letosteine, stepronin, tiopronin, gelsolin, thymosin 34 dornase alfa, neltexine, erdoxetine) and various DNases including rhDNase. The surface altering agent may be embedded or enmeshed in the particle's surface or disposed (e.g., by coating, adsorption, covalent linkage, or other 60 process) on the surface of the lipid nanoparticle. (see e.g., U.S. Publication 20100215580 and U.S. Publication 20080166414 and US20130164343; the contents of each of which are herein incorporated by reference in their entirety). 65

In some embodiments, the mucus penetrating lipid nanoparticles may comprise at least one polynucleotide described

herein. The polynucleotide may be encapsulated in the lipid nanoparticle and/or disposed on the surface of the particle. The polynucleotide may be covalently coupled to the lipid nanoparticle. Formulations of mucus penetrating lipid nanoparticles may comprise a plurality of nanoparticles. Further, 5 the formulations may contain particles which may interact with the mucus and alter the structural and/or adhesive properties of the surrounding mucus to decrease mucoadhesion, which may increase the delivery of the mucus penetrating lipid nanoparticles to the mucosal tissue.

In some embodiments, the mucus penetrating lipid nanoparticles may be a hypotonic formulation comprising a mucosal penetration enhancing coating. The formulation may be hypotonic for the epithelium to which it is being 10 delivered. Non-limiting examples of hypotonic formulations may be found in International Patent Publication No. WO2013110028, the contents of which are herein incorporated by reference in their entirety.

In some embodiments, in order to enhance the delivery 20 through the mucosal barrier the RNA (e.g., mRNA) vaccine formulation may comprise or be a hypotonic solution.

Hypotonic solutions were found to increase the rate at which mucoinert particles such as, but not limited to, mucus-penetrating particles, were able to reach the vaginal 25 epithelial surface (see e.g., Ensign et al. *Biomaterials* 2013 34(28):6922-9, the contents of which are herein incorporated by reference in their entirety).

In some embodiments, the RNA (e.g., mRNA) vaccine is formulated as a lipoplex, such as, without limitation, the 30 ATUPLEX™ system, the DACC system, the DBTC system and other siRNA-lipoplex technology from Silence Therapeutics (London, United Kingdom), STEMFACT™ from STEMAGENT® (Cambridge, Mass.), and polyethylenimine (PEI) or protamine-based targeted and non-targeted delivery of nucleic acids (Aleku et al. *Cancer Res.* 2008 68:9788-9798; Strumberg et al. *Int J Clin Pharmacol Ther* 2012 50:76-78; Santel et al., *Gene Ther* 2006 13:1222-1234; Santel et al., *Gene Ther* 2006 13:1360-1370; Gutbier et al., 35 *Pulm Pharmacol. Ther.* 2010 23:334-344; Kaufmann et al. *Microvasc Res* 2010 80:286-293; Weide et al. *J Immunother.* 2009 32:498-507; Weide et al. *J Immunother.* 2008 31:180-188; Pascolo *Expert Opin. Biol. Ther.* 4:1285-1294; Fotin-Mleczek et al., 2011 *J. Immunother.* 34:1-15; Song et al., *Nature Biotechnol.* 2005, 23:709-717; Peer et al., *Proc Natl Acad Sci USA.* 2007 6; 104:4095-4100; deFougerolles *Hum Gene Ther.* 2008 19:125-132, the contents of each of which are incorporated herein by reference in their entirety).

In some embodiments, such formulations may also be constructed or compositions altered such that they passively or actively are directed to different cell types in vivo, 40 including but not limited to hepatocytes, immune cells, tumor cells, endothelial cells, antigen presenting cells, and leukocytes (Akinc et al. *Mol Ther.* 2010 18:1357-1364; Song et al., *Nat Biotechnol.* 2005 23:709-717; Judge et al., *J Clin Invest.* 2009 119:661-673; Kaufmann et al., *Microvasc Res* 2010 80:286-293; Santel et al., *Gene Ther* 2006 13:1222-1234; Santel et al., *Gene Ther* 2006 13:1360-1370; Gutbier et al., *Pulm Pharmacol. Ther.* 2010 23:334-344; Basha et al., *Mol. Ther.* 2011 19:2186-2200; Fenske and Cullis, *Expert Opin Drug Deliv.* 2008 5:25-44; Peer et al., 45 *Science.* 2008 319:627-630; Peer and Lieberman, *Gene Ther.* 2011 18:1127-1133, the contents of each of which are incorporated herein by reference in their entirety). One example of passive targeting of formulations to liver cells includes the DLin-DMA, DLin-KC2-DMA and DLin-MC3-DMA-based lipid nanoparticle formulations, which have 50 been shown to bind to apolipoprotein E and promote binding

and uptake of these formulations into hepatocytes in vivo (Akinc et al. *Mol Ther.* 2010 18:1357-1364, the contents of which are incorporated herein by reference in their entirety). Formulations can also be selectively targeted through expression of different ligands on their surface as exemplified by, but not limited by, folate, transferrin, N-acetylgalactosamine (GalNAc), and antibody targeted approaches (Kolhatkar et al., *Curr Drug Discov Technol.* 2011 8:197-206; Musacchio and Torchilin, *Front Biosci.* 2011 16:1388-1412; Yu et al., *Mol Membr Biol.* 2010 27:286-298; Patil et al., *Crit Rev Ther Drug Carrier Syst.* 2008 25:1-61; Benoit et al., *Biomacromolecules.* 2011 12:2708-2714; Zhao et al., *Expert Opin Drug Deliv.* 2008 5:309-319; Akinc et al., *Mol Ther.* 2010 18:1357-1364; Srinivasan et al., *Methods Mol Biol.* 2012 820:105-116; Ben-Arie et al., *Methods Mol Biol.* 2012 757:497-507; Peer 2010 *J Control Release.* 20:63-68; Peer et al., *Proc Natl Acad Sci USA.* 2007 104:4095-4100; Kim et al., *Methods Mol Biol.* 2011 721:339-353; Subramanya et al., *Mol Ther.* 2010 18:2028-2037; Song et al., *Nat Biotechnol.* 2005 23:709-717; Peer et al., *Science.* 2008 319:627-630; Peer and Lieberman, *Gene Ther.* 2011 18:1127-1133, the contents of each of which are incorporated herein by reference in their entirety).

In some embodiments, the RNA (e.g., mRNA) vaccine is formulated as a solid lipid nanoparticle. A solid lipid nanoparticle (SLN) may be spherical with an average diameter between 10 to 1000 nm. SLN possess a solid lipid core matrix that can solubilize lipophilic molecules and may be stabilized with surfactants and/or emulsifiers. In some embodiments, the lipid nanoparticle may be a self-assembly lipid-polymer nanoparticle (see Zhang et al., *ACS Nano*, 2008, 2 (8), pp 1696-1702; the contents of which are herein incorporated by reference in their entirety). As a non-limiting example, the SLN may be the SLN described in International Patent Publication No. WO2013105101, the contents of which are herein incorporated by reference in their entirety. As another non-limiting example, the SLN may be made by the methods or processes described in International Patent Publication No. WO2013105101, the contents of which are herein incorporated by reference in their entirety.

Liposomes, lipoplexes, or lipid nanoparticles may be used to improve the efficacy of polynucleotides directed protein production as these formulations may be able to increase cell transfection by the RNA (e.g., mRNA) vaccine; and/or increase the translation of encoded protein. One such example involves the use of lipid encapsulation to enable the effective systemic delivery of polyplex plasmid DNA (Heyes et al., *Mol Ther.* 2007 15:713-720; the contents of which are incorporated herein by reference in their entirety). The liposomes, lipoplexes, or lipid nanoparticles may also be used to increase the stability of the polynucleotide.

In some embodiments, the RNA (e.g., mRNA) vaccines of the present disclosure can be formulated for controlled release and/or targeted delivery. As used herein, "controlled release" refers to a pharmaceutical composition or compound release profile that conforms to a particular pattern of release to effect a therapeutic outcome. In some embodiments, the RNA (e.g., mRNA) vaccines may be encapsulated into a delivery agent described herein and/or known in the art for controlled release and/or targeted delivery. As used herein, the term "encapsulate" means to enclose, surround or encase. As it relates to the formulation of the compounds of the disclosure, encapsulation may be substantial, complete or partial. The term "substantially encapsulated" means that at least greater than 50, 60, 70, 80, 85, 90, 95, 96, 97, 98, 99, 99.9, 99.9 or greater than 99.999% of the

pharmaceutical composition or compound of the disclosure may be enclosed, surrounded or encased within the delivery agent. "Partially encapsulation" means that less than 10, 10, 20, 30, 40 50 or less of the pharmaceutical composition or compound of the disclosure may be enclosed, surrounded or encased within the delivery agent. Advantageously, encapsulation may be determined by measuring the escape or the activity of the pharmaceutical composition or compound of the disclosure using fluorescence and/or electron micrograph. For example, at least 1, 5, 10, 20, 30, 40, 50, 60, 70, 80, 85, 90, 95, 96, 97, 98, 99, 99.9, 99.99 or greater than 99.99% of the pharmaceutical composition or compound of the disclosure are encapsulated in the delivery agent.

In some embodiments, the controlled release formulation may include, but is not limited to, tri-block co-polymers. As a non-limiting example, the formulation may include two different types of tri-block co-polymers (International Pub. No. WO2012131104 and WO2012131106, the contents of each of which are incorporated herein by reference in their entirety).

In some embodiments, the RNA (e.g., mRNA) vaccines may be encapsulated into a lipid nanoparticle or a rapidly eliminated lipid nanoparticle and the lipid nanoparticles or a rapidly eliminated lipid nanoparticle may then be encapsulated into a polymer, hydrogel and/or surgical sealant described herein and/or known in the art. As a non-limiting example, the polymer, hydrogel or surgical sealant may be PLGA, ethylene vinyl acetate (EVAc), poloxamer, GELSITE® (Nanotherapeutics, Inc. Alachua, Fla.), HYL-ENEX® (Halozyme Therapeutics, San Diego Calif.), surgical sealants such as fibrinogen polymers (Ethicon Inc. Cornelia, Ga.), TISSELL® (Baxter International, Inc Deerfield, Ill.), PEG-based sealants, and COSEAL® (Baxter International, Inc Deerfield, Ill.).

In some embodiments, the lipid nanoparticle may be encapsulated into any polymer known in the art which may form a gel when injected into a subject. As another non-limiting example, the lipid nanoparticle may be encapsulated into a polymer matrix which may be biodegradable.

In some embodiments, the RNA (e.g., mRNA) vaccine formulation for controlled release and/or targeted delivery may also include at least one controlled release coating. Controlled release coatings include, but are not limited to, OPADRY®, polyvinylpyrrolidone/vinyl acetate copolymer, polyvinylpyrrolidone, hydroxypropyl methylcellulose, hydroxypropyl cellulose, hydroxyethyl cellulose, EUDRAGIT RL®, EUDRAGIT RS® and cellulose derivatives such as ethylcellulose aqueous dispersions (AQUACOAT® and SURELEASE®).

In some embodiments, the RNA (e.g., mRNA) vaccine controlled release and/or targeted delivery formulation may comprise at least one degradable polyester which may contain polycationic side chains. Degradable polyesters include, but are not limited to, poly(L-serine ester), poly(L-lactide-co-L-lysine), poly(4-hydroxy-L-proline ester), and combinations thereof. In some embodiments, the degradable polyesters may include a PEG conjugation to form a PEGylated polymer.

In some embodiments, the RNA (e.g., mRNA) vaccine controlled release and/or targeted delivery formulation comprising at least one polynucleotide may comprise at least one PEG and/or PEG related polymer derivatives as described in U.S. Pat. No. 8,404,222, the contents of which are incorporated herein by reference in their entirety.

In some embodiments, the RNA (e.g., mRNA) vaccine controlled release delivery formulation comprising at least one polynucleotide may be the controlled release polymer

system described in US20130130348, the contents of which are incorporated herein by reference in their entirety.

In some embodiments, the RNA (e.g., mRNA) vaccines of the present disclosure may be encapsulated in a therapeutic nanoparticle, referred to herein as “therapeutic nanoparticle RNA (e.g., mRNA) vaccines.” Therapeutic nanoparticles may be formulated by methods described herein and known in the art such as, but not limited to, International Pub Nos. WO2010005740, WO2010030763, WO2010005721, WO2010005723, WO2012054923, U.S. Publication Nos. US20110262491, US20100104645, US20100087337, US20100068285, US20110274759, US20100068286, US20120288541, US20130123351 and US20130230567 and U.S. Pat. Nos. 8,206,747, 8,293,276, 8,318,208 and 8,318,211; the contents of each of which are herein incorporated by reference in their entirety. In some embodiments, therapeutic polymer nanoparticles may be identified by the methods described in US Pub No. US20120140790, the contents of which are herein incorporated by reference in their entirety.

In some embodiments, the therapeutic nanoparticle RNA (e.g., mRNA) vaccine may be formulated for sustained release. As used herein, “sustained release” refers to a pharmaceutical composition or compound that conforms to a release rate over a specific period of time. The period of time may include, but is not limited to, hours, days, weeks, months and years. As a non-limiting example, the sustained release nanoparticle may comprise a polymer and a therapeutic agent such as, but not limited to, the polynucleotides of the present disclosure (see International Pub No. 2010075072 and US Pub No. US20100216804, US20110217377 and US20120201859, the contents of each of which are incorporated herein by reference in their entirety). In another non-limiting example, the sustained release formulation may comprise agents which permit persistent bioavailability such as, but not limited to, crystals, macromolecular gels and/or particulate suspensions (see U.S. Patent Publication No US20130150295, the contents of each of which are incorporated herein by reference in their entirety).

In some embodiments, the therapeutic nanoparticle RNA (e.g., mRNA) vaccines may be formulated to be target specific. As a non-limiting example, the therapeutic nanoparticles may include a corticosteroid (see International Pub. No. WO2011084518, the contents of which are incorporated herein by reference in their entirety). As a non-limiting example, the therapeutic nanoparticles may be formulated in nanoparticles described in International Pub No. WO2008121949, WO2010005726, WO2010005725, WO2011084521 and US Pub No. US20100069426, US20120004293 and US20100104655, the contents of each of which are incorporated herein by reference in their entirety.

In some embodiments, the nanoparticles of the present disclosure may comprise a polymeric matrix. As a non-limiting example, the nanoparticle may comprise two or more polymers such as, but not limited to, polyethylenes, polycarbonates, polyanhydrides, polyhydroxyacids, polypropylfumerates, polycaprolactones, polyamides, polyacetals, polyethers, polyesters, poly(orthoesters), polycyanoacrylates, polyvinyl alcohols, polyurethanes, polyphosphazenes, polyacrylates, polymethacrylates, polycyanoacrylates, polyureas, polystyrenes, polyamines, polylysine, poly(ethylene imine), poly(serine ester), poly(L-lactide-co-L-lysine), poly(4-hydroxy-L-proline ester) or combinations thereof.

In some embodiments, the therapeutic nanoparticle comprises a diblock copolymer. In some embodiments, the diblock copolymer may include PEG in combination with a polymer such as, but not limited to, polyethylenes, polycarbonates, polyanhydrides, polyhydroxyacids, polypropylfumerates, polycaprolactones, polyamides, polyacetals, polyethers, polyesters, poly(orthoesters), polycyanoacrylates, polyvinyl alcohols, polyurethanes, polyphosphazenes, polyacrylates, polymethacrylates, polycyanoacrylates, polyureas, polystyrenes, polyamines, polylysine, poly(ethylene imine), poly(serine ester), poly(L-lactide-co-L-lysine), poly(4-hydroxy-L-proline ester) or combinations thereof. In yet another embodiment, the diblock copolymer may be a high-X diblock copolymer such as those described in International Patent Publication No. WO2013120052, the contents of which are incorporated herein by reference in their entirety.

As a non-limiting example the therapeutic nanoparticle comprises a PLGA-PEG block copolymer (see U.S. Publication No. US20120004293 and U.S. Pat. No. 8,236,330, each of which is herein incorporated by reference in their entirety). In another non-limiting example, the therapeutic nanoparticle is a stealth nanoparticle comprising a diblock copolymer of PEG and PLA or PEG and PLGA (see U.S. Pat. No. 8,246,968 and International Publication No. WO2012166923, the contents of each of which are herein incorporated by reference in their entirety). In yet another non-limiting example, the therapeutic nanoparticle is a stealth nanoparticle or a target-specific stealth nanoparticle as described in U.S. Patent Publication No. US20130172406, the contents of which are herein incorporated by reference in their entirety.

In some embodiments, the therapeutic nanoparticle may comprise a multiblock copolymer (see e.g., U.S. Pat. Nos. 8,263,665 and 8,287,910 and U.S. Patent Pub. No. US20130195987, the contents of each of which are herein incorporated by reference in their entirety).

In yet another non-limiting example, the lipid nanoparticle comprises the block copolymer PEG-PLGA-PEG (see e.g., the thermosensitive hydrogel (PEG-PLGA-PEG) was used as a TGF-beta1 gene delivery vehicle in Lee et al. Thermosensitive Hydrogel as a Tgf-β1 Gene Delivery Vehicle Enhances Diabetic Wound Healing. *Pharmaceutical Research*, 2003 20(12): 1995-2000; as a controlled gene delivery system in Li et al. *Controlled Gene Delivery System Based on Thermosensitive Biodegradable Hydrogel*. *Pharmaceutical Research* 2003 20(6):884-888; and Chang et al., Non-ionic amphiphilic biodegradable PEG-PLGA-PEG copolymer enhances gene delivery efficiency in rat skeletal muscle. *J Controlled Release*. 2007 118:245-253, the contents of each of which are herein incorporated by reference in their entirety). The RNA (e.g., mRNA) vaccines of the present disclosure may be formulated in lipid nanoparticles comprising the PEG-PLGA-PEG block copolymer.

In some embodiments, the therapeutic nanoparticle may comprise a multiblock copolymer (see e.g., U.S. Pat. Nos. 8,263,665 and 8,287,910 and U.S. Patent Pub. No. US20130195987, the contents of each of which are herein incorporated by reference in their entirety).

In some embodiments, the block copolymers described herein may be included in a polyion complex comprising a non-polymeric micelle and the block copolymer. (see e.g., U.S. Publication No. 20120076836, the contents of which are herein incorporated by reference in their entirety).

In some embodiments, the therapeutic nanoparticle may comprise at least one acrylic polymer. Acrylic polymers include but are not limited to, acrylic acid, methacrylic acid,

acrylic acid and methacrylic acid copolymers, methyl methacrylate copolymers, ethoxyethyl methacrylates, cyanoethyl methacrylate, amino alkyl methacrylate copolymer, poly (acrylic acid), poly(methacrylic acid), polycyanoacrylates and combinations thereof.

In some embodiments, the therapeutic nanoparticles may comprise at least one poly(vinyl ester) polymer. The poly (vinyl ester) polymer may be a copolymer such as a random copolymer. As a non-limiting example, the random copolymer may have a structure such as those described in International Application No. WO2013032829 or U.S. Patent Publication No US20130121954, the contents of each of which are herein incorporated by reference in their entirety. In some embodiments, the poly(vinyl ester) polymers may be conjugated to the polynucleotides described herein.

In some embodiments, the therapeutic nanoparticle may comprise at least one diblock copolymer. The diblock copolymer may be, but it not limited to, a poly(lactic) acid-poly (ethylene)glycol copolymer (see, e.g., International Patent Publication No. WO2013044219, the contents of which are herein incorporated by reference in their entirety).

As a non-limiting example, the therapeutic nanoparticle may be used to treat cancer (see International publication No. WO2013044219, the contents of which are herein incorporated by reference in their entirety).

In some embodiments, the therapeutic nanoparticles may comprise at least one cationic polymer described herein and/or known in the art.

In some embodiments, the therapeutic nanoparticles may comprise at least one amine-containing polymer such as, but not limited to polylysine, polyethylene imine, poly(amido-amine) dendrimers, poly(beta-amino esters) (see, e.g., U.S. Pat. No. 8,287,849, the contents of which are herein incorporated by reference in their entirety) and combinations thereof.

In some embodiments, the nanoparticles described herein may comprise an amine cationic lipid such as those described in International Patent Application No. WO2013059496, the contents of which are herein incorporated by reference in their entirety. In some embodiments, the cationic lipids may have an amino-amine or an amino-amide moiety.

In some embodiments, the therapeutic nanoparticles may comprise at least one degradable polyester which may contain polycationic side chains. Degradable polyesters include, but are not limited to, poly(serine ester), poly(L-lactide-co-L-lysine), poly(4-hydroxy-L-proline ester), and combinations thereof. In some embodiments, the degradable polyesters may include a PEG conjugation to form a PEGylated polymer.

In some embodiments, the synthetic nanocarriers may contain an immunostimulatory agent to enhance the immune response from delivery of the synthetic nanocarrier. As a non-limiting example, the synthetic nanocarrier may comprise a Th1 immunostimulatory agent, which may enhance a Th1-based response of the immune system (see International Pub No. WO2010123569 and U.S. Publication No. US20110223201, the contents of each of which are herein incorporated by reference in their entirety).

In some embodiments, the synthetic nanocarriers may be formulated for targeted release. In some embodiments, the synthetic nanocarrier is formulated to release the polynucleotides at a specified pH and/or after a desired time interval. As a non-limiting example, the synthetic nanoparticle may be formulated to release the RNA (e.g., mRNA) vaccines after 24 hours and/or at a pH of 4.5 (see International Publication Nos. WO2010138193 and WO2010138194 and

US Pub Nos. US20110020388 and US20110027217, each of which is herein incorporated by reference in their entirety).

In some embodiments, the synthetic nanocarriers may be formulated for controlled and/or sustained release of the polynucleotides described herein. As a non-limiting example, the synthetic nanocarriers for sustained release may be formulated by methods known in the art, described herein and/or as described in International Pub No. WO2010138192 and US Pub No. 20100303850, each of which is herein incorporated by reference in their entirety.

In some embodiments, the RNA (e.g., mRNA) vaccine may be formulated for controlled and/or sustained release wherein the formulation comprises at least one polymer that is a crystalline side chain (CYSC) polymer. CYSC polymers are described in U.S. Pat. No. 8,399,007, herein incorporated by reference in its entirety.

In some embodiments, the synthetic nanocarrier may be formulated for use as a vaccine. In some embodiments, the synthetic nanocarrier may encapsulate at least one polynucleotide which encode at least one antigen. As a non-limiting example, the synthetic nanocarrier may include at least one antigen and an excipient for a vaccine dosage form (see International Publication No. WO2011150264 and U.S. Publication No. US20110293723, the contents of each of which are herein incorporated by reference in their entirety). As another non-limiting example, a vaccine dosage form may include at least two synthetic nanocarriers with the same or different antigens and an excipient (see International Publication No. WO2011150249 and U.S. Publication No. US20110293701, the contents of each of which are herein incorporated by reference in their entirety). The vaccine dosage form may be selected by methods described herein, known in the art and/or described in International Publication No. WO2011150258 and U.S. Publication No. US20120027806, the contents of each of which are herein incorporated by reference in their entirety).

In some embodiments, the synthetic nanocarrier may comprise at least one polynucleotide which encodes at least one adjuvant. As non-limiting example, the adjuvant may comprise dimethyldioctadecylammonium-bromide, dimethyldioctadecylammonium-chloride, dimethyldioctadecylammonium-phosphate or dimethyldioctadecylammonium-acetate (DDA) and an apolar fraction or part of said apolar fraction of a total lipid extract of a *mycobacterium* (see, e.g., U.S. Pat. No. 8,241,610, the content of which is herein incorporated by reference in its entirety). In some embodiments, the synthetic nanocarrier may comprise at least one polynucleotide and an adjuvant. As a non-limiting example, the synthetic nanocarrier comprising and adjuvant may be formulated by the methods described in International Publication No. WO2011150240 and U.S. Publication No. US20110293700, the contents of each of which are herein incorporated by reference in their entirety.

In some embodiments, the synthetic nanocarrier may encapsulate at least one polynucleotide that encodes a peptide, fragment or region from a virus. As a non-limiting example, the synthetic nanocarrier may include, but is not limited to, any of the nanocarriers described in International Publication No. WO2012024621, WO201202629, WO2012024632 and U.S. Publication No. US20120064110, US20120058153 and US20120058154, the contents of each of which are herein incorporated by reference in their entirety.

In some embodiments, the synthetic nanocarrier may be coupled to a polynucleotide which may be able to trigger a humoral and/or cytotoxic T lymphocyte (CTL) response

(see, e.g., International Publication No. WO2013019669, the contents of which are herein incorporated by reference in their entirety).

In some embodiments, the RNA (e.g., mRNA) vaccine may be encapsulated in, linked to and/or associated with zwitterionic lipids. Non-limiting examples of zwitterionic lipids and methods of using zwitterionic lipids are described in U.S. Patent Publication No. US20130216607, the contents of which are herein incorporated by reference in their entirety.

In some aspects, the zwitterionic lipids may be used in the liposomes and lipid nanoparticles described herein.

In some embodiments, the RNA (e.g., mRNA) vaccine may be formulated in colloid nanocarriers as described in U.S. Patent Publication No. US20130197100, the contents of which are herein incorporated by reference in their entirety.

In some embodiments, the nanoparticle may be optimized for oral administration. The nanoparticle may comprise at least one cationic biopolymer such as, but not limited to, chitosan or a derivative thereof. As a non-limiting example, the nanoparticle may be formulated by the methods described in U.S. Publication No. 20120282343, the contents of which are herein incorporated by reference in their entirety.

In some embodiments, LNPs comprise the lipid KL52 (an amino-lipid disclosed in U.S. Application Publication No. 2012/0295832, the contents of which are herein incorporated by reference in their entirety. Activity and/or safety (as measured by examining one or more of ALT/AST, white blood cell count and cytokine induction, for example) of LNP administration may be improved by incorporation of such lipids. LNPs comprising KL52 may be administered intravenously and/or in one or more doses. In some embodiments, administration of LNPs comprising KL52 results in equal or improved mRNA and/or protein expression as compared to LNPs comprising MC3.

In some embodiments, RNA (e.g., mRNA) vaccine may be delivered using smaller LNPs. Such particles may comprise a diameter from below 0.1 μm up to 100 μm such as, but not limited to, less than 0.1 μm , less than 1.0 μm , less than 5 μm , less than 10 μm , less than 15 μm , less than 20 μm , less than 25 μm , less than 30 μm , less than 35 μm , less than 40 μm , less than 50 μm , less than 55 μm , less than 60 μm , less than 65 μm , less than 70 μm , less than 75 μm , less than 80 μm , less than 85 μm , less than 90 μm , less than 95 μm , less than 100 μm , less than 125 μm , less than 150 μm , less than 175 μm , less than 200 μm , less than 225 μm , less than 250 μm , less than 275 μm , less than 300 μm , less than 325 μm , less than 350 μm , less than 375 μm , less than 400 μm , less than 425 μm , less than 450 μm , less than 475 μm , less than 500 μm , less than 525 μm , less than 550 μm , less than 575 μm , less than 600 μm , less than 625 μm , less than 650 μm , less than 675 μm , less than 700 μm , less than 725 μm , less than 750 μm , less than 775 μm , less than 800 μm , less than 825 μm , less than 850 μm , less than 875 μm , less than 900 μm , less than 925 μm , less than 950 μm , less than 975 μm , or less than 1000 μm .

In some embodiments, RNA (e.g., mRNA) vaccines may be delivered using smaller LNPs, which may comprise a diameter from about 1 nm to about 100 nm, from about 1 nm to about 10 nm, about 1 nm to about 20 nm, from about 1 nm to about 30 nm, from about 1 nm to about 40 nm, from about 1 nm to about 50 nm, from about 1 nm to about 60 nm, from about 1 nm to about 70 nm, from about 1 nm to about 80 nm, from about 1 nm to about 90 nm, from about 5 nm to about 100 nm, from about 5 nm to about 10 nm,

about 5 nm to about 20 nm, from about 5 nm to about 30 nm, from about 5 nm to about 40 nm, from about 5 nm to about 50 nm, from about 5 nm to about 60 nm, from about 5 nm to about 70 nm, from about 5 nm to about 80 nm, from about 5 nm to about 90 nm, about 10 to about 50 nm, from about 20 to about 50 nm, from about 30 to about 50 nm, from about 40 to about 50 nm, from about 20 to about 60 nm, from about 30 to about 60 nm, from about 40 to about 60 nm, from about 20 to about 70 nm, from about 30 to about 70 nm, from about 40 to about 70 nm, from about 50 to about 70 nm, from about 20 to about 80 nm, from about 30 to about 80 nm, from about 40 to about 80 nm, from about 50 to about 80 nm, from about 60 to about 80 nm, from about 20 to about 90 nm, from about 30 to about 90 nm, from about 40 to about 90 nm, from about 50 to about 90 nm, from about 60 to about 90 nm and/or from about 70 to about 90 nm.

In some embodiments, such LNPs are synthesized using methods comprising microfluidic mixers. Examples of microfluidic mixers may include, but are not limited to, a slit interdigital micromixer including, but not limited to those manufactured by Microinnova (Allerheiligen bei Wildon, Austria) and/or a staggered herringbone micromixer (SHM) (Zhigaltsev, I. V. et al., Bottom-up design and synthesis of limit size lipid nanoparticle systems with aqueous and triglyceride cores using millisecond microfluidic mixing have been published (Langmuir. 2012. 28:3633-40; Beliveau, N. M. et al., Microfluidic synthesis of highly potent limit-size lipid nanoparticles for in vivo delivery of siRNA. Molecular Therapy-Nucleic Acids. 2012. 1:e37; Chen, D. et al., Rapid discovery of potent siRNA-containing lipid nanoparticles enabled by controlled microfluidic formulation. J Am Chem Soc. 2012. 134(16):6948-51, the contents of each of which are herein incorporated by reference in their entirety). In some embodiments, methods of LNP generation comprising SHM, further comprise the mixing of at least two input streams wherein mixing occurs by microstructure-induced chaotic advection (MICA). According to this method, fluid streams flow through channels present in a herringbone pattern causing rotational flow and folding the fluids around each other. This method may also comprise a surface for fluid mixing wherein the surface changes orientations during fluid cycling. Methods of generating LNPs using SHM include those disclosed in U.S. Application Publication Nos. 2004/0262223 and 2012/0276209, the contents of each of which are herein incorporated by reference in their entirety.

In some embodiments, the RNA (e.g., mRNA) vaccine of the present disclosure may be formulated in lipid nanoparticles created using a micromixer such as, but not limited to, a Slit Interdigital Microstructured Mixer (SIMM-V2) or a Standard Slit Interdigital Micro Mixer (SSIMM) or Caterpillar (CPMM) or Impinging-jet (IJMM) from the Institut für Mikrotechnik Mainz GmbH, Mainz Germany).

In some embodiments, the RNA (e.g., mRNA) vaccines of the present disclosure may be formulated in lipid nanoparticles created using microfluidic technology (see, e.g., Whitesides, George M. The Origins and the Future of Microfluidics. Nature, 2006 442: 368-373; and Abraham et al. Chaotic Mixer for Microchannels. Science, 2002 295: 647-651; each of which is herein incorporated by reference in its entirety). As a non-limiting example, controlled microfluidic formulation includes a passive method for mixing streams of steady pressure-driven flows in micro channels at a low Reynolds number (see, e.g., Abraham et al. Chaotic Mixer for Microchannels. Science, 2002 295: 647-651, the contents of which are herein incorporated by reference in their entirety).

In some embodiments, the RNA (e.g., mRNA) vaccines of the present disclosure may be formulated in lipid nanoparticles created using a micromixer chip such as, but not limited to, those from Harvard Apparatus (Holliston, Mass.) or Dolomite Microfluidics (Royston, UK). A micromixer chip can be used for rapid mixing of two or more fluid streams with a split and recombine mechanism.

In some embodiments, the RNA (e.g., mRNA) vaccines of the disclosure may be formulated for delivery using the drug encapsulating microspheres described in International Patent Publication No. WO2013063468 or U.S. Pat. No. 8,440,614, the contents of each of which are herein incorporated by reference in their entirety. The microspheres may comprise a compound of the formula (I), (II), (III), (IV), (V) or (VI) as described in International Patent Publication No. WO2013063468, the contents of which are herein incorporated by reference in their entirety. In some embodiments, the amino acid, peptide, polypeptide, lipids (APPL) are useful in delivering the RNA (e.g., mRNA) vaccines of the disclosure to cells (see International Patent Publication No. WO2013063468, the contents of which are herein incorporated by reference in their entirety).

In some embodiments, the RNA (e.g., mRNA) vaccines of the disclosure may be formulated in lipid nanoparticles having a diameter from about 10 to about 100 nm such as, but not limited to, about 10 to about 20 nm, about 10 to about 30 nm, about 10 to about 40 nm, about 10 to about 50 nm, about 10 to about 60 nm, about 10 to about 70 nm, about 10 to about 80 nm, about 10 to about 90 nm, about 20 to about 30 nm, about 20 to about 40 nm, about 20 to about 50 nm, about 20 to about 60 nm, about 20 to about 70 nm, about 20 to about 80 nm, about 20 to about 90 nm, about 20 to about 100 nm, about 30 to about 40 nm, about 30 to about 50 nm, about 30 to about 60 nm, about 30 to about 70 nm, about 30 to about 80 nm, about 30 to about 90 nm, about 30 to about 100 nm, about 40 to about 50 nm, about 40 to about 60 nm, about 40 to about 70 nm, about 40 to about 80 nm, about 40 to about 90 nm, about 40 to about 100 nm, about 50 to about 60 nm, about 50 to about 70 nm, about 50 to about 80 nm, about 50 to about 90 nm, about 50 to about 100 nm, about 60 to about 70 nm, about 60 to about 80 nm, about 60 to about 90 nm, about 60 to about 100 nm, about 70 to about 80 nm, about 70 to about 90 nm, about 70 to about 100 nm, about 80 to about 90 nm, about 80 to about 100 nm and/or about 90 to about 100 nm.

In some embodiments, the lipid nanoparticles may have a diameter from about 10 to 500 nm.

In some embodiments, the lipid nanoparticle may have a diameter greater than 100 nm, greater than 150 nm, greater than 200 nm, greater than 250 nm, greater than 300 nm, greater than 350 nm, greater than 400 nm, greater than 450 nm, greater than 500 nm, greater than 550 nm, greater than 600 nm, greater than 650 nm, greater than 700 nm, greater than 750 nm, greater than 800 nm, greater than 850 nm, greater than 900 nm, greater than 950 nm or greater than 1000 nm.

In some embodiments, the lipid nanoparticle may be a limit size lipid nanoparticle described in International Patent Publication No. WO2013059922, the contents of which are herein incorporated by reference in their entirety. The limit size lipid nanoparticle may comprise a lipid bilayer surrounding an aqueous core or a hydrophobic core; where the lipid bilayer may comprise a phospholipid such as, but not limited to, diacylphosphatidylcholine, a diacylphosphatidylethanolamine, a ceramide, a sphingomyelin, a dihydrosphingomyelin, a cephalin, a cerebroside, a C8-C20 fatty acid diacylphosphatidylcholine, and 1-palmitoyl-2-oleoyl

phosphatidylcholine (POPC). In some embodiments, the limit size lipid nanoparticle may comprise a polyethylene glycol-lipid such as, but not limited to, DLPE-PEG, DMPE-PEG, DPPC-PEG and DSPE-PEG.

In some embodiments, the RNA (e.g., mRNA) vaccines may be delivered, localized and/or concentrated in a specific location using the delivery methods described in International Patent Publication No. WO2013063530, the contents of which are herein incorporated by reference in their entirety. As a non-limiting example, a subject may be administered an empty polymeric particle prior to, simultaneously with or after delivering the RNA (e.g., mRNA) vaccines to the subject. The empty polymeric particle undergoes a change in volume once in contact with the subject and becomes lodged, embedded, immobilized or entrapped at a specific location in the subject.

In some embodiments, the RNA (e.g., mRNA) vaccines may be formulated in an active substance release system (see, e.g., U.S. Patent Publication No. US20130102545, the contents of which are herein incorporated by reference in their entirety). The active substance release system may comprise 1) at least one nanoparticle bonded to an oligonucleotide inhibitor strand which is hybridized with a catalytically active nucleic acid and 2) a compound bonded to at least one substrate molecule bonded to a therapeutically active substance (e.g., polynucleotides described herein), where the therapeutically active substance is released by the cleavage of the substrate molecule by the catalytically active nucleic acid.

In some embodiments, the RNA (e.g., mRNA) vaccines may be formulated in a nanoparticle comprising an inner core comprising a non-cellular material and an outer surface comprising a cellular membrane. The cellular membrane may be derived from a cell or a membrane derived from a virus. As a non-limiting example, the nanoparticle may be made by the methods described in International Patent Publication No. WO2013052167, the contents of which are herein incorporated by reference in their entirety. As another non-limiting example, the nanoparticle described in International Patent Publication No. WO2013052167, the contents of which are herein incorporated by reference in their entirety, may be used to deliver the RNA (e.g., mRNA) vaccines described herein.

In some embodiments, the RNA (e.g., mRNA) vaccines may be formulated in porous nanoparticle-supported lipid bilayers (protocells). Protocells are described in International Patent Publication No. WO2013056132, the contents of which are herein incorporated by reference in their entirety.

In some embodiments, the RNA (e.g., mRNA) vaccines described herein may be formulated in polymeric nanoparticles as described in or made by the methods described in U.S. Pat. Nos. 8,420,123 and 8,518,963 and European Patent No. EP2073848B1, the contents of each of which are herein incorporated by reference in their entirety. As a non-limiting example, the polymeric nanoparticle may have a high glass transition temperature such as the nanoparticles described in or nanoparticles made by the methods described in U.S. Pat. No. 8,518,963, the contents of which are herein incorporated by reference in their entirety. As another non-limiting example, the polymer nanoparticle for oral and parenteral formulations may be made by the methods described in European Patent No. EP2073848B1, the contents of which are herein incorporated by reference in their entirety.

In some embodiments, the RNA (e.g., mRNA) vaccines described herein may be formulated in nanoparticles used in imaging. The nanoparticles may be liposome nanoparticles

such as those described in U.S. Patent Publication No US20130129636, herein incorporated by reference in its entirety. As a non-limiting example, the liposome may comprise gadolinium(III)2-[4,7-bis-carboxymethyl-10-[(N,N-distearylamidomethyl-N'-amido-methyl]-1,4,7,10-tetra-azacyclododec-1-yl]-acetic acid and a neutral, fully saturated phospholipid component (see, e.g., U.S. Patent Publication No US20130129636, the contents of which are herein incorporated by reference in their entirety).

In some embodiments, the nanoparticles which may be used in the present disclosure are formed by the methods described in U.S. Patent Application No. US20130130348, the contents of which are herein incorporated by reference in their entirety.

The nanoparticles of the present disclosure may further include nutrients such as, but not limited to, those which deficiencies can lead to health hazards from anemia to neural tube defects (see, e.g., the nanoparticles described in International Patent Publication No WO2013072929, the contents of which are herein incorporated by reference in their entirety). As a non-limiting example, the nutrient may be iron in the form of ferrous, ferric salts or elemental iron, iodine, folic acid, vitamins or micronutrients.

In some embodiments, the RNA (e.g., mRNA) vaccines of the present disclosure may be formulated in a swellable nanoparticle. The swellable nanoparticle may be, but is not limited to, those described in U.S. Pat. No. 8,440,231, the contents of which are herein incorporated by reference in their entirety. As a non-limiting embodiment, the swellable nanoparticle may be used for delivery of the RNA (e.g., mRNA) vaccines of the present disclosure to the pulmonary system (see, e.g., U.S. Pat. No. 8,440,231, the contents of which are herein incorporated by reference in their entirety).

The RNA (e.g., mRNA) vaccines of the present disclosure may be formulated in polyanhydride nanoparticles such as, but not limited to, those described in U.S. Pat. No. 8,449,916, the contents of which are herein incorporated by reference in their entirety.

The nanoparticles and microparticles of the present disclosure may be geometrically engineered to modulate macrophage and/or the immune response. In some embodiments, the geometrically engineered particles may have varied shapes, sizes and/or surface charges in order to incorporate the polynucleotides of the present disclosure for targeted delivery such as, but not limited to, pulmonary delivery (see, e.g., International Publication No WO2013082111, the contents of which are herein incorporated by reference in their entirety). Other physical features the geometrically engineering particles may have include, but are not limited to, fenestrations, angled arms, asymmetry and surface roughness, charge which can alter the interactions with cells and tissues. As a non-limiting example, nanoparticles of the present disclosure may be made by the methods described in International Publication No WO2013082111, the contents of which are herein incorporated by reference in their entirety.

In some embodiments, the nanoparticles of the present disclosure may be water soluble nanoparticles such as, but not limited to, those described in International Publication No. WO2013090601, the contents of which are herein incorporated by reference in their entirety. The nanoparticles may be inorganic nanoparticles which have a compact and zwitterionic ligand in order to exhibit good water solubility. The nanoparticles may also have small hydrodynamic diameters (HD), stability with respect to time, pH, and salinity and a low level of non-specific protein binding.

In some embodiments the nanoparticles of the present disclosure may be developed by the methods described in U.S. Patent Publication No. US20130172406, the contents of which are herein incorporated by reference in their entirety.

In some embodiments, the nanoparticles of the present disclosure are stealth nanoparticles or target-specific stealth nanoparticles such as, but not limited to, those described in U.S. Patent Publication No. US20130172406, the contents of which are herein incorporated by reference in their entirety. The nanoparticles of the present disclosure may be made by the methods described in U.S. Patent Publication No. US20130172406, the contents of which are herein incorporated by reference in their entirety.

In some embodiments, the stealth or target-specific stealth nanoparticles may comprise a polymeric matrix. The polymeric matrix may comprise two or more polymers such as, but not limited to, polyethylenes, polycarbonates, polyanhydrides, polyhydroxyacids, polypropylfumerates, polycaprolactones, polyamides, polyacetals, polyethers, polyesters, poly(orthoesters), polycyanoacrylates, polyvinyl alcohols, polyurethanes, polyphosphazenes, polyacrylates, polymethacrylates, polycyanoacrylates, polyureas, polystyrenes, polyamines, polyesters, polyanhydrides, polyethers, polyurethanes, polymethacrylates, polyacrylates, polycyanoacrylates or combinations thereof.

In some embodiments, the nanoparticle may be a nanoparticle-nucleic acid hybrid structure having a high density nucleic acid layer. As a non-limiting example, the nanoparticle-nucleic acid hybrid structure may be made by the methods described in U.S. Patent Publication No. US20130171646, the contents of which are herein incorporated by reference in their entirety. The nanoparticle may comprise a nucleic acid such as, but not limited to, polynucleotides described herein and/or known in the art.

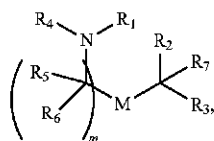
At least one of the nanoparticles of the present disclosure may be embedded in the core a nanostructure or coated with a low density porous 3-D structure or coating which is capable of carrying or associating with at least one payload within or on the surface of the nanostructure. Non-limiting examples of the nanostructures comprising at least one nanoparticle are described in International Patent Publication No. WO2013123523, the contents of which are herein incorporated by reference in their entirety.

In some embodiments the RNA (e.g., mRNA) vaccine may be associated with a cationic or polycationic compounds, including protamine, nucleoline, spermine or spermidine, or other cationic peptides or proteins, such as poly-L-lysine (PLL), polyarginine, basic polypeptides, cell penetrating peptides (CPPs), including HIV-binding peptides, HIV-1 Tat (HIV), Tat-derived peptides, Penetratin, VP²² derived or analog peptides, Pestivirus Erns, HSV, VP²² (Herpes simplex), MAP, KALA or protein transduction domains (PTDs), PpT620, prolin-rich peptides, arginine-rich peptides, lysine-rich peptides, MPG-peptide(s), Pep-1, L-oligomers, Calcitonin peptide(s), Antennapedia-derived peptides (particularly from *Drosophila antennapedia*), pAntp, plsl, FGF, Lactoferrin, Transportan, Buforin-2, Bac715-24, SynB, SynB(1), pVEC, hCT-derived peptides, SAP, histones, cationic polysaccharides, for example chitosan, polybrene, cationic polymers, e.g. polyethyleneimine (PEI), cationic lipids, e.g. DOTMA: [1-(2,3-sioleyloxy)propyl]-N,N,N-trimethylammonium chloride, DMRIE, di-C14-amidine, DOTIM, SAINT, DC-Chol, BGTC, CTAP, DOPC, DODAP, DOPE: Dioleoyl phosphatidylethanolamine, DOSPA, DODAB, DOIC, DMEPC, DOGS: Dioctadecylamidoglycylspermin, DIMRI: Dimyristooxypropyl

dimethyl hydroxyethyl ammonium bromide, DOTAP: dioleoyloxy-3-(trimethylammonio)propane, DC-6-14: O,O-ditetradecanoyl-N-.alpha.-trimethylammonioacetyl)diethanolamine chloride, CLIP 1: rac-[(2,3-dioctadecyloxypropyl)(2-hydroxyethyl)]-dimethylammonium chloride, CLIP6: rac-[2(2,3-dihexadecyloxypropyloxymethoxy)ethyl]-trimethylammonium, CLIP9: rac-[2(2,3-dihexadecyloxypropyloxysuccinyloxy)ethyl]-trimethylammonium, oligofectamine, or cationic or polycationic polymers, e.g. modified polyaminoacids, such as beta-aminoacid-polymers or reversed polyamides, etc., modified polyethylenes, such as PVP (poly(N-ethyl-4-vinylpyridinium bromide)), etc., modified acrylates, such as pDMAEMA (poly(dimethylaminoethyl methylacrylate)), etc., modified amidoamines such as pAMAM (poly(amidoamine)), etc., modified polybetaminoester (PBAE), such as diamine end modified 1,4 butanediol diacrylate-co-5-amino-1-pentanol polymers, etc., dendrimers, such as polypropylamine dendrimers or pAMAM based dendrimers, etc., polyimine(s), such as PEI: poly(ethyleneimine), poly(propyleneimine), etc., polyallylamine, sugar backbone based polymers, such as cyclodextrin based polymers, dextran based polymers, chitosan, etc., silan backbone based polymers, such as PMOXA-PDMS copolymers, etc., blockpolymers consisting of a combination of one or more cationic blocks (e.g. selected from a cationic polymer as mentioned above) and of one or more hydrophilic or hydrophobic blocks (e.g. polyethyleneglycole), etc.

In other embodiments the RNA (e.g., mRNA) vaccine is not associated with a cationic or polycationic compounds.

In some embodiments, a nanoparticle comprises compounds of Formula (I):



or a salt or isomer thereof, wherein:

R₁ is selected from the group consisting of C₅₋₃₀ alkyl, C₅₋₂₀ alkenyl, —R*YR", —YR", and —R"MR";

R₂ and R₃ are independently selected from the group consisting of H, C₁₋₁₄ alkyl, C₂₋₁₄ alkenyl, —R*YR", —YR", and —R*OR", or R₂ and R₃, together with the atom to which they are attached, form a heterocycle or carbocycle;

R₄ is selected from the group consisting of a C₃₋₆ carbocycle, —(CH₂)_nQ, —(CH₂)_nCHQR,

—CHQR, —CQ(R)₂, and unsubstituted C₁₋₆ alkyl, where Q is selected from a carbocycle, heterocycle, —OR, —O(CH₂)_nN(R)₂, —C(O)OR, —OC(O)R, —CX₃, —CX₂H, —CXH₂, —CN, —N(R)₂, —C(O)N(R)₂, —N(R)C(O)R, —N(R)S(O)₂R, —N(R)C(O)N(R)₂, —N(R)C(S)N(R)₂, —N(R)R₈, —O(CH₂)_nOR, —N(R)C(=NR₉)N(R)₂, —N(R)C(=CHR₉)N(R)₂, —OC(O)N(R)₂, —N(R)C(O)OR, —N(OR)C(O)R, —N(OR)S(O)₂R, —N(OR)C(O)OR, —N(OR)C(O)N(R)₂, —N(OR)C(S)N(R)₂, —N(OR)C(=NR₉)N(R)₂, —N(OR)C(=CHR₉)N(R)₂, —C(=NR₉)N(R)₂, —C(=NR₉)R, —C(O)N(R)OR, and —C(R)N(R)₂C(O)OR, and each n is independently selected from 1, 2, 3, 4, and 5;

each R₅ is independently selected from the group consisting of C₁₋₃ alkyl, C₂₋₃ alkenyl, and H;

each R₆ is independently selected from the group consisting of C₁₋₃ alkyl, C₂₋₃ alkenyl, and H;

M and M' are independently selected from —C(O)O—, —OC(O)—, —C(O)N(R')—, —N(R')C(O)—, —C(O)—, —C(S)—, —C(S)S—, —SC(S)—, —CH(OH)—, —P(O)(OR')O—, —S(O)₂—, —S—S—, an aryl group, and a heteroaryl group;

R₇ is selected from the group consisting of C₁₋₃ alkyl, C₂₋₃ alkenyl, and H; R₈ is selected from the group consisting of C₃₋₆ carbocycle and heterocycle;

R₉ is selected from the group consisting of H, CN, NO₂, C₁₋₆ alkyl, —OR, —S(O)₂R, —S(O)₂N(R)₂, C₂₋₆ alkenyl, C₃₋₆ carbocycle and heterocycle;

each R is independently selected from the group consisting of C₁₋₃ alkyl, C₂₋₃ alkenyl, and H;

each R' is independently selected from the group consisting of C₁₋₁₈ alkyl, C₂₋₁₈ alkenyl, —R*YR", —YR", and H;

each R" is independently selected from the group consisting of C₃₋₁₄ alkyl and C₃₋₁₄ alkenyl;

each R* is independently selected from the group consisting of C₁₋₁₂ alkyl and C₂₋₁₂ alkenyl;

each Y is independently a C₃₋₆ carbocycle;

each X is independently selected from the group consisting of F, Cl, Br, and I; and

m is selected from 5, 6, 7, 8, 9, 10, 11, 12, and 13.

In some embodiments, a subset of compounds of Formula (I) includes those in which when R₄ is —(CH₂)_nQ, —(CH₂)_nCHQR, —CHQR, or —CQ(R)₂, then (i) Q is not —N(R)₂ when n is 1, 2, 3, 4 or 5, or (ii) Q is not 5, 6, or 7-membered heterocycloalkyl when n is 1 or 2.

In some embodiments, another subset of compounds of Formula (I) includes those in which

R₁ is selected from the group consisting of C₅₋₃₀ alkyl, C₅₋₂₀ alkenyl, —R*YR", —YR", and —R"MR";

R₂ and R₃ are independently selected from the group consisting of H, C₁₋₁₄ alkyl, C₂₋₁₄ alkenyl, —R*YR", —YR", and —R*OR", or R₂ and R₃, together with the atom to which they are attached, form a heterocycle or carbocycle;

R₄ is selected from the group consisting of a C₃₋₆ carbocycle, —(CH₂)_nQ, —(CH₂)_nCHQR, —CHQR, —CQ(R)₂, and unsubstituted C₁₋₆ alkyl, where Q is selected from a C₃₋₆ carbocycle, a 5- to 14-membered heteroaryl having one or more heteroatoms selected from N, O, and S, —OR,

—O(CH₂)_nN(R)₂, —C(O)OR, —OC(O)R, —CX₃, —CX₂H, —CXH₂, —CN, —C(O)N(R)₂, —N(R)C(O)R, —N(R)S(O)₂R, —N(R)C(O)N(R)₂, —N(R)C(S)N(R)₂, —CRN(R)₂C(O)OR, —N(R)R₈, —O(CH₂)_nOR, —N(R)C(=NR₉)N(R)₂, —N(R)C(=CHR₉)N(R)₂, —OC(O)N(R)₂, —N(R)C(O)OR, —N(OR)C(O)R, —N(OR)S(O)₂R, —N(OR)C(O)OR, —N(OR)C(O)N(R)₂, —N(OR)C(S)N(R)₂, —N(OR)C(=NR₉)N(R)₂, —N(OR)C(=CHR₉)N(R)₂, —C(=NR₉)N(R)₂, —C(=NR₉)R, —C(O)N(R)OR, and a 5- to 14-membered heterocycloalkyl having one or more heteroatoms selected from N, O, and S which is substituted with one or more substituents selected from oxo (=O), OH, amino, mono- or di-alkylamino, and C₁₋₃ alkyl, and each n is independently selected from 1, 2, 3, 4, and 5;

each R₅ is independently selected from the group consisting of C₁₋₃ alkyl, C₂₋₃ alkenyl, and H;

each R₆ is independently selected from the group consisting of C₁₋₃ alkyl, C₂₋₃ alkenyl, and H;

M and M' are independently selected from —C(O)O—, —OC(O)—, —C(O)N(R')—, —N(R')C(O)—, —C(O)—, —C(S)—, —C(S)S—, —SC(S)—, —CH(OH)—, —P(O)(OR')O—, —S(O)₂—, —S—S—, an aryl group, and a heteroaryl group;

R₇ is selected from the group consisting of C₁₋₃ alkyl, C₂₋₃ alkenyl, and H;

R₈ is selected from the group consisting of C₃₋₆ carbocycle and heterocycle;

R₉ is selected from the group consisting of H, CN, NO₂, C₁₋₆ alkyl, —OR, —S(O)₂R, —S(O)₂N(R)₂, C₂₋₆ alkenyl, C₃₋₆ carbocycle and heterocycle;

each R is independently selected from the group consisting of C₁₋₃ alkyl, C₂₋₃ alkenyl, and H;

each R' is independently selected from the group consisting of C₁₋₁₈ alkyl, C₂₋₁₈ alkenyl, —R*YR", —YR", and H;

each R" is independently selected from the group consisting of C₃₋₁₄ alkyl and C₃₋₁₄ alkenyl;

each R* is independently selected from the group consisting of C₁₋₁₂ alkyl and C₂₋₁₂ alkenyl;

each Y is independently a C₃₋₆ carbocycle;

each X is independently selected from the group consisting of F, Cl, Br, and I; and

m is selected from 5, 6, 7, 8, 9, 10, 11, 12, and 13, or salts or isomers thereof.

In some embodiments, another subset of compounds of Formula (I) includes those in which

R₁ is selected from the group consisting of C₅₋₃₀ alkyl, C₅₋₂₀ alkenyl, —R*YR", —YR", and —R"MR';

R₂ and R₃ are independently selected from the group consisting of H, C₁₋₁₄ alkyl, C₂₋₁₄ alkenyl, —R*YR", —YR", and —R*OR", or R₂ and R₃, together with the atom to which they are attached, form a heterocycle or carbocycle;

R₄ is selected from the group consisting of a C₃₋₆ carbocycle, —(CH₂)_nQ, —(CH₂)_nCHQR,

—CHQR, —CQ(R)₂, and unsubstituted C₁₋₆ alkyl, where Q is selected from a C₃₋₆ carbocycle, a 5- to 14-membered heterocycle having one or more heteroatoms selected from N, O, and S, —OR,

—O(CH₂)_nN(R)₂, —C(O)OR, —OC(O)R, —CX₃,

—CX₂H, —CXH₂, —CN, —C(O)N(R)₂, —N(R)C(O)R,

—N(R)S(O)₂R, —N(R)C(O)N(R)₂, —N(R)C(S)N(R)₂,

—CRN(R)₂C(O)OR, —N(R)R₈,

—O(CH₂)_nOR, —N(R)C(=NR₉)N(R)₂, —N(R)C

(=CHR₉)N(R)₂, —OC(O)N(R)₂, —N(R)C(O)OR,

—N(OR)C(O)R, —N(OR)S(O)₂R, —N(OR)C(O)OR,

—N(OR)C(O)N(R)₂, —N(OR)C(S)N(R)₂, —N(OR)C

(=NR₉)N(R)₂, —N(OR)C(=CHR₉)N(R)₂, —C(=NR₉)R,

—C(O)N(R)OR, and —C(=NR₉)N(R)₂, and each n is independently selected from 1, 2, 3, 4, and 5; and when Q

is a 5- to 14-membered heterocycle and (i) R₄ is —(CH₂)_nQ in which n is 1 or 2, or (ii) R₄ is —(CH₂)_nCHQR in which n is 1, or (iii) R₄ is —CHQR, and —CQ(R)₂, then Q is either a 5- to 14-membered heteroaryl or 8- to 14-membered heterocycloalkyl;

each R₅ is independently selected from the group consisting of C₁₋₃ alkyl, C₂₋₃ alkenyl, and H;

each R₆ is independently selected from the group consisting of C₁₋₃ alkyl, C₂₋₃ alkenyl, and H;

M and M' are independently selected from —C(O)O—, —OC(O)—, —C(O)N(R')—, —N(R')C(O)—, —C(O)—,

—C(S)—, —C(S)S—, —SC(S)—, —CH(OH)—, —P(O)

(OR')O—, —S(O)₂—, —S—S—, an aryl group, and a heteroaryl group;

R₇ is selected from the group consisting of C₁₋₃ alkyl, C₂₋₃ alkenyl, and H;

R₈ is selected from the group consisting of C₃₋₆ carbocycle and heterocycle;

R₉ is selected from the group consisting of H, CN, NO₂, C₁₋₆ alkyl, —OR, —S(O)₂R, —S(O)₂N(R)₂, C₂₋₆ alkenyl, C₃₋₆ carbocycle and heterocycle;

each R is independently selected from the group consisting of C₁₋₃ alkyl, C₂₋₃ alkenyl, and H;

each R' is independently selected from the group consisting of C₁₋₁₈ alkyl, C₂₋₁₈ alkenyl, —R*YR", —YR", and H;

each R" is independently selected from the group consisting of C₃₋₁₄ alkyl and C₃₋₁₄ alkenyl;

each R* is independently selected from the group consisting of C₁₋₁₂ alkyl and C₂₋₁₂ alkenyl;

each Y is independently a C₃₋₆ carbocycle;

each X is independently selected from the group consisting of F, Cl, Br, and I; and

m is selected from 5, 6, 7, 8, 9, 10, 11, 12, and 13, or salts or isomers thereof.

In some embodiments, another subset of compounds of Formula (I) includes those in which

R₁ is selected from the group consisting of C₅₋₃₀ alkyl, C₅₋₂₀ alkenyl, —R*YR", —YR", and —R"MR';

R₂ and R₃ are independently selected from the group consisting of H, C₁₋₁₄ alkyl, C₂₋₁₄ alkenyl, —R*YR",

—YR", and —R*OR", or R₂ and R₃, together with the atom to which they are attached, form a heterocycle or carbocycle;

R₄ is selected from the group consisting of a C₃₋₆ carbocycle, —(CH₂)_nQ, —(CH₂)_nCHQR,

—CHQR, —CQ(R)₂, and unsubstituted C₁₋₆ alkyl, where Q is selected from a C₃₋₆ carbocycle, a 5- to 14-membered heteroaryl having one or more heteroatoms selected from N, O, and S, —OR,

—O(CH₂)_nN(R)₂, —C(O)OR, —OC(O)R, —CX₃,

—CX₂H, —CXH₂, —CN, —C(O)N(R)₂, —N(R)C(O)R,

—N(R)S(O)₂R, —N(R)C(O)N(R)₂, —N(R)C(S)N(R)₂,

—CRN(R)₂C(O)OR, —N(R)R₈, —O(CH₂)_nOR, —N(R)C

(=NR₉)N(R)₂, —N(R)C(=CHR₉)N(R)₂, —OC(O)N(R)₂,

—N(R)C(O)OR, —N(OR)C(O)R, —N(OR)C(O)OR,

—N(OR)C(O)N(R)₂, —N(OR)C(S)N(R)₂, —N(OR)C

(=NR₉)N(R)₂, —N(OR)C(=CHR₉)N(R)₂, —N(OR)C(=CHR₉)N(R)

₂, —C(=NR₉)R, —C(O)N(R)OR, and —C(=NR₉)N(R)₂,

and each n is independently selected from 1, 2, 3, 4, and 5;

each R₅ is independently selected from the group consisting of C₁₋₃ alkyl, C₂₋₃ alkenyl, and H;

each R₆ is independently selected from the group consisting of C₁₋₃ alkyl, C₂₋₃ alkenyl, and H;

M and M' are independently selected from —C(O)O—, —OC(O)—, —C(O)N(R')—, —N(R')C(O)—, —C(O)—,

—C(S)—, —C(S)S—, —SC(S)—, —CH(OH)—, —P(O)

(OR')O—, —S(O)₂—, —S—S—, an aryl group, and a heteroaryl group;

R₇ is selected from the group consisting of C₁₋₃ alkyl, C₂₋₃ alkenyl, and H;

R₈ is selected from the group consisting of C₃₋₆ carbocycle and heterocycle;

R₉ is selected from the group consisting of H, CN, NO₂, C₁₋₆ alkyl, —OR, —S(O)₂R, —S(O)₂N(R)₂, C₂₋₆ alkenyl, C₃₋₆ carbocycle and heterocycle;

each R is independently selected from the group consisting of C₁₋₃ alkyl, C₂₋₃ alkenyl, and H;

each R' is independently selected from the group consisting of C₁₋₁₈ alkyl, C₂₋₁₈ alkenyl, —R*YR", —YR", and H;

each R" is independently selected from the group consisting of C₃₋₁₄ alkyl and C₃₋₁₄ alkenyl;

each R* is independently selected from the group consisting of C₁₋₁₂ alkyl and C₂₋₁₂ alkenyl;

each Y is independently a C₃₋₆ carbocycle;

each X is independently selected from the group consisting of F, Cl, Br, and I; and

m is selected from 5, 6, 7, 8, 9, 10, 11, 12, and 13, or salts or isomers thereof.

105

In some embodiments, another subset of compounds of Formula (I) includes those in which

R_1 is selected from the group consisting of C_{5-30} alkyl, C_{5-20} alkenyl, $-R^*YR''$, $-YR''$, and $-R^*M'R'$;

R_2 and R_3 are independently selected from the group consisting of H, C_{2-14} alkyl, C_{2-14} alkenyl, $-R^*YR''$, $-YR''$, and $-R^*OR''$, or R_2 and R_3 , together with the atom to which they are attached, form a heterocycle or carbocycle;

R_4 is $-(CH_2)_nQ$ or $-(CH_2)_nCHQR$, where Q is $-N(R)_2$, and n is selected from 3, 4, and 5;

each R_5 is independently selected from the group consisting of C_{1-3} alkyl, C_{2-3} alkenyl, and H;

each R_6 is independently selected from the group consisting of C_{1-3} alkyl, C_{2-3} alkenyl, and H;

M and M' are independently selected from $-C(O)O-$, $-OC(O)-$, $-C(O)N(R')$, $-N(R')C(O)-$, $-C(O)-$, $-C(S)-$, $-C(S)S-$, $-SC(S)-$, $-CH(OH)-$, $-P(O)(OR')O-$, $-S(O)_2-$, $-S-S-$, an aryl group, and a heteroaryl group;

R_7 is selected from the group consisting of C_{1-3} alkyl, C_{2-3} alkenyl, and H;

each R is independently selected from the group consisting of C_{1-3} alkyl, C_{2-3} alkenyl, and H;

each R' is independently selected from the group consisting of C_{1-18} alkyl, C_{2-18} alkenyl, $-R^*YR''$, $-YR''$, and H;

each R'' is independently selected from the group consisting of C_{3-14} alkyl and C_{3-14} alkenyl;

each R^* is independently selected from the group consisting of C_{1-12} alkyl and C_{1-12} alkenyl;

each Y is independently a C_{3-6} carbocycle;

each X is independently selected from the group consisting of F, Cl, Br, and I; and

m is selected from 5, 6, 7, 8, 9, 10, 11, 12, and 13, or salts or isomers thereof.

In some embodiments, another subset of compounds of Formula (I) includes those in which

R_1 is selected from the group consisting of C_{5-30} alkyl, C_{5-20} alkenyl, $-R^*YR''$, $-YR''$, and $-R^*M'R'$;

R_2 and R_3 are independently selected from the group consisting of C_{1-14} alkyl, C_{2-14} alkenyl, $-R^*YR''$, $-YR''$, and $-R^*OR''$, or R_2 and R_3 , together with the atom to which they are attached, form a heterocycle or carbocycle;

R_4 is selected from the group consisting of $-(CH_2)_nQ$, $-(CH_2)_nCHQR$, $-CHQR$, and $-CQ(R)_2$, where Q is $-N(R)_2$, and n is selected from 1, 2, 3, 4, and 5;

each R_5 is independently selected from the group consisting of C_{1-3} alkyl, C_{2-3} alkenyl, and H;

each R_6 is independently selected from the group consisting of C_{1-3} alkyl, C_{2-3} alkenyl, and H;

M and M' are independently selected from $-C(O)O-$, $-OC(O)-$, $-C(O)N(R')$, $-N(R')C(O)-$, $-C(O)-$, $-C(S)-$, $-C(S)S-$, $-SC(S)-$, $-CH(OH)-$, $-P(O)(OR')O-$, $-S(O)_2-$, $-S-S-$, an aryl group, and a heteroaryl group;

R_7 is selected from the group consisting of C_{1-3} alkyl, C_{2-3} alkenyl, and H;

each R is independently selected from the group consisting of C_{1-3} alkyl, C_{2-3} alkenyl, and H;

each R' is independently selected from the group consisting of C_{1-18} alkyl, C_{2-18} alkenyl, $-R^*YR''$, $-YR''$, and H;

each R'' is independently selected from the group consisting of C_{3-14} alkyl and C_{3-14} alkenyl;

each R^* is independently selected from the group consisting of C_{1-12} alkyl and C_{1-12} alkenyl;

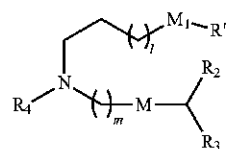
each Y is independently a C_{3-6} carbocycle;

each X is independently selected from the group consisting of F, Cl, Br, and I; and

106

m is selected from 5, 6, 7, 8, 9, 10, 11, 12, and 13, or salts or isomers thereof.

In some embodiments, a subset of compounds of Formula (I) includes those of Formula (IA):

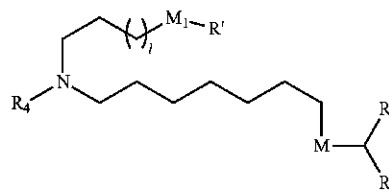


(IA)

or a salt or isomer thereof, wherein 1 is selected from 1, 2, 3, 4, and 5; m is selected from 5, 6, 7, 8, and 9; M_1 is a bond or M'; R_4 is unsubstituted C_{1-3} alkyl, or $-(CH_2)_nQ$, in which Q is OH, $-NHC(S)N(R)_2$, $-NHC(O)N(R)_2$, $-N(R)C(O)R$, $-N(R)S(O)_2R$, $-N(R)R_8$, $-NHC(=NR_9)N(R)_2$, $-NHC(=CHR_9)N(R)_2$, $-OC(O)N(R)_2$, $-N(R)C(O)OR$, heteroaryl or heterocycloalkyl; M and M' are independently selected

from $-C(O)O-$, $-OC(O)-$, $-C(O)N(R')$, $-P(O)(OR')O-$, $-S-S-$, an aryl group, and a heteroaryl group; and R_2 and R_3 are independently selected from the group consisting of H, C_{1-14} alkyl, and C_{2-14} alkenyl.

In some embodiments, a subset of compounds of Formula (I) includes those of Formula (II):

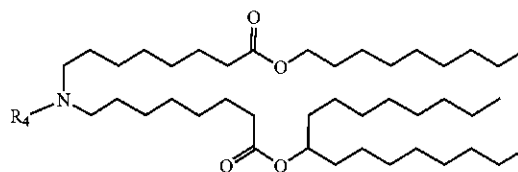


(II)

or a salt or isomer thereof, wherein 1 is selected from 1, 2, 3, 4, and 5; M_1 is a bond or M'; R_4 is unsubstituted C_{1-3} alkyl, or $-(CH_2)_nQ$, in which n is 2, 3, or 4, and Q is OH, $-NHC(S)N(R)_2$, $-NHC(O)N(R)_2$, $-N(R)C(O)R$, $-N(R)S(O)_2R$, $-N(R)R_8$, $-NHC(=NR_9)N(R)_2$, $-NHC(=CHR_9)N(R)_2$, $-OC(O)N(R)_2$, $-N(R)C(O)OR$, heteroaryl or heterocycloalkyl; M and M' are independently selected

from $-C(O)O-$, $-OC(O)-$, $-C(O)N(R')$, $-P(O)(OR')O-$, $-S-S-$, an aryl group, and a heteroaryl group; and R_2 and R_3 are independently selected from the group consisting of H, C_{1-14} alkyl, and C_{2-14} alkenyl.

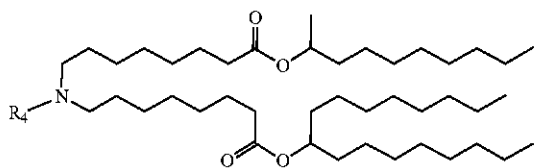
In some embodiments, a subset of compounds of Formula (I) includes those of Formula (IIa), (IIb), (IIc), or (Iie):



(IIa)

107

-continued



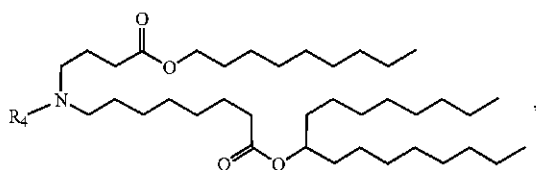
(IIb)

5

10

(IIc)

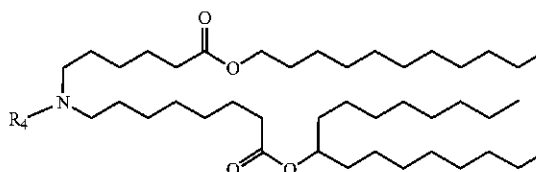
15



(IId)

20

25

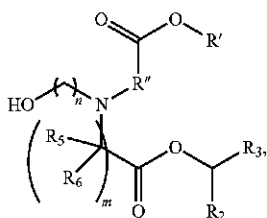


30

35

or a salt or isomer thereof, wherein R_4 is as described herein.

In some embodiments, a subset of compounds of Formula (I) includes those of Formula (II):



(II)

40

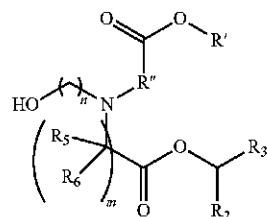
45

or a salt or isomer thereof, wherein R_4 is as described herein.

In some embodiments, a subset of compounds of Formula (I) includes those of Formula (IIa):

or a salt or isomer thereof, wherein n is 2, 3, or 4; and m , R' , R'' , and R_2 through R_6 are as described herein. For example, each of R_2 and R_3 may be independently selected from the group consisting of C_{5-14} alkyl and C_{5-14} alkenyl.

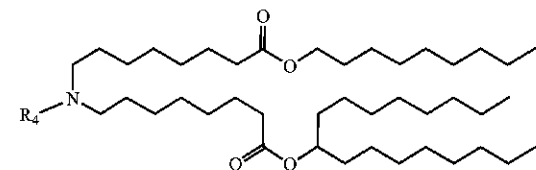
In some embodiments, a subset of compounds of Formula (I) includes those of Formula (IIa), (IIb), (IIc), or (IIe):



(IIa)

50

55



60

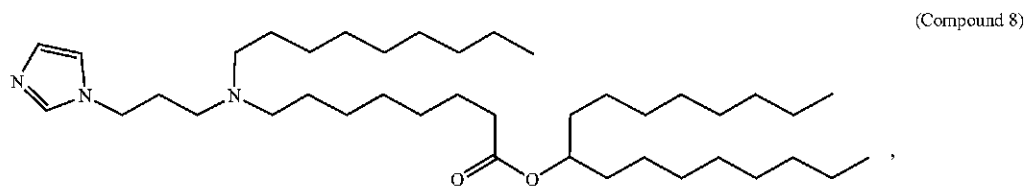
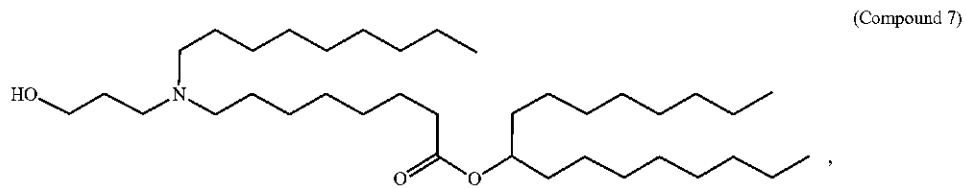
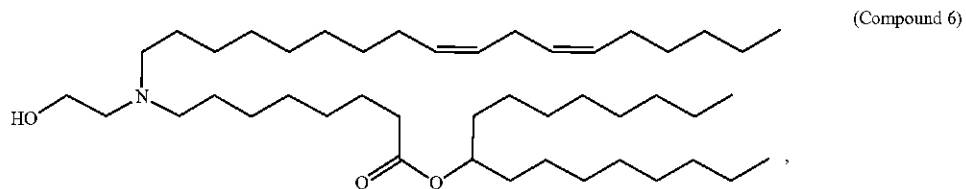
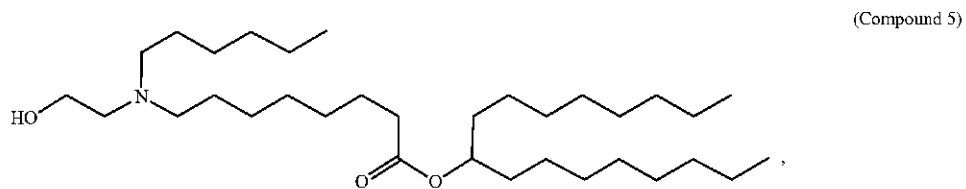
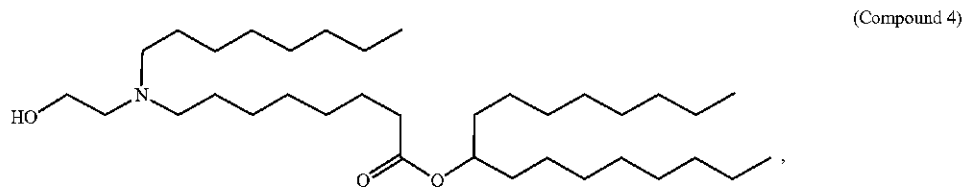
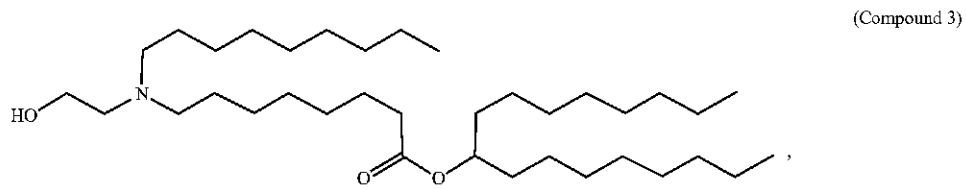
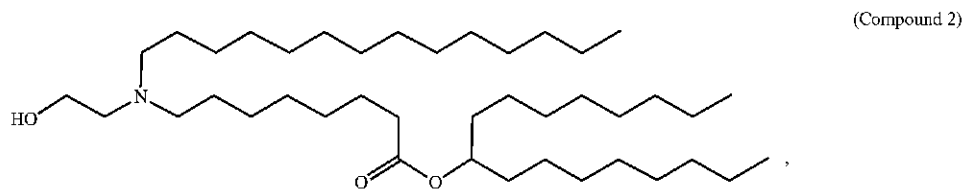
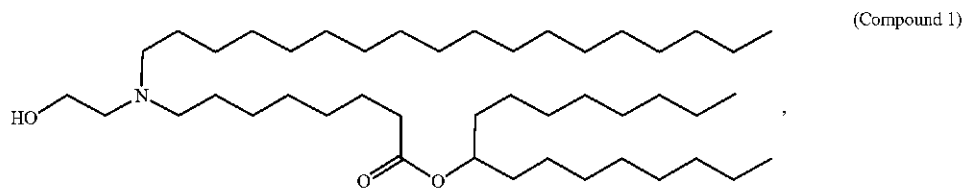
65

or a salt or isomer thereof, wherein n is 2, 3, or 4; and m , R' , R'' , and R_2 through R_6 are as described herein. For example, each of R_2 and R_3 may be independently selected from the group consisting of C_{5-14} alkyl and C_{5-14} alkenyl.

109

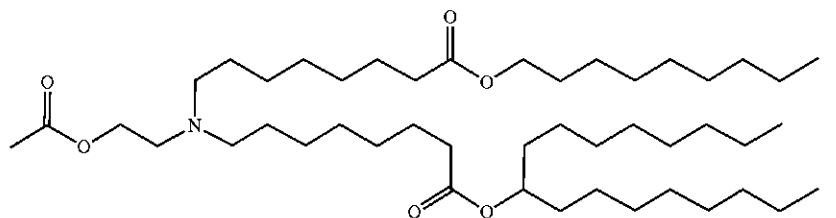
In some embodiments, the compound of Formula (I) is selected from the group consisting of:

110

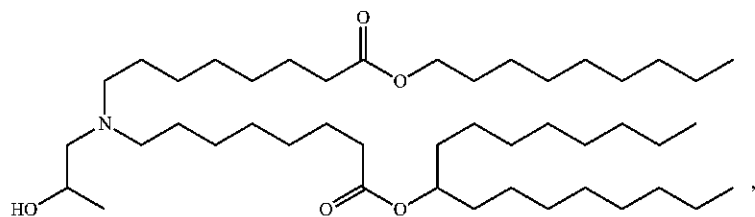


111

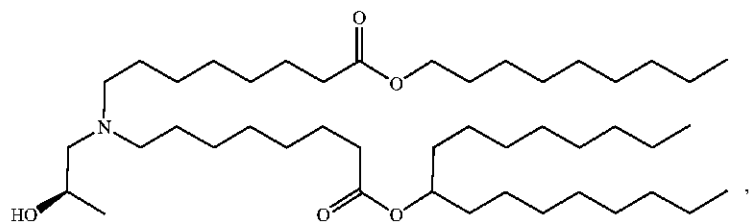
-continued



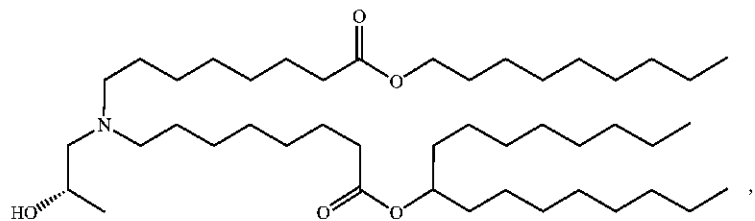
(Compound 9)



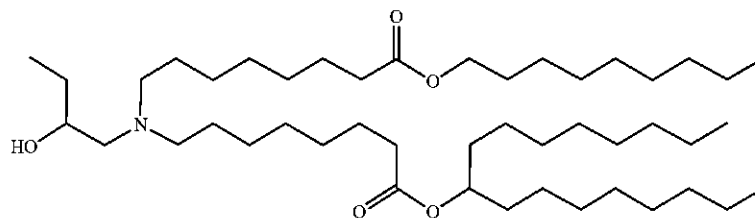
(Compound 10)



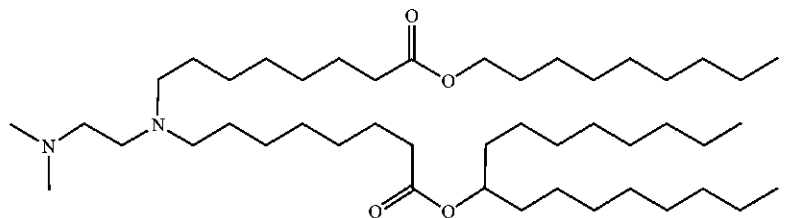
(Compound 11)



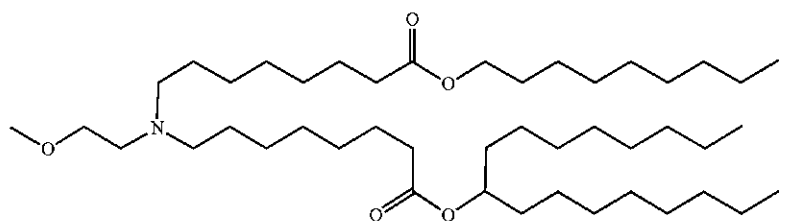
(Compound 12)



(Compound 13)



(Compound 14)



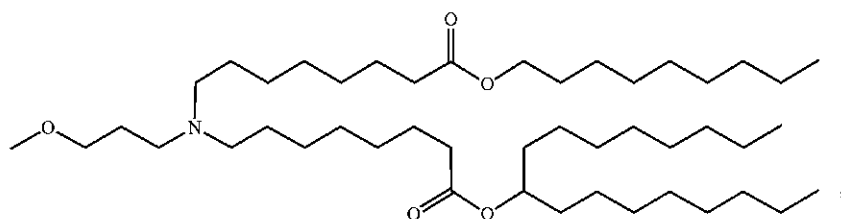
(Compound 15)

112

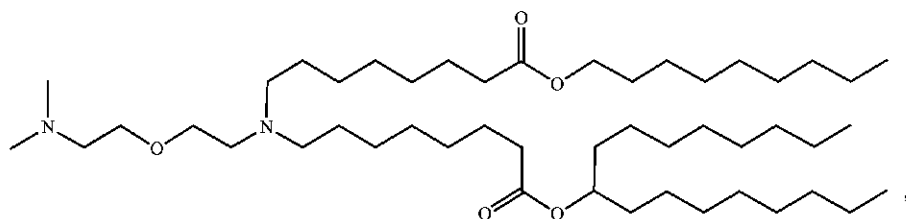
113

114

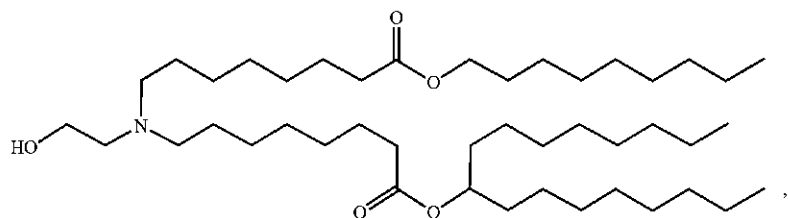
-continued



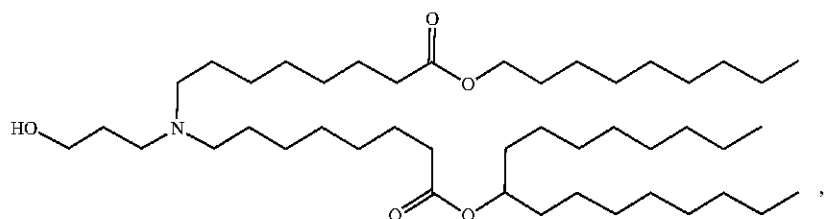
(Compound 16)



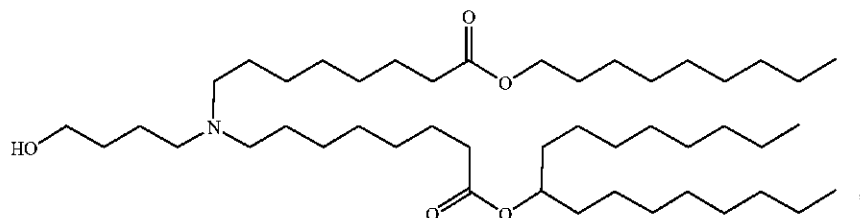
(Compound 17)



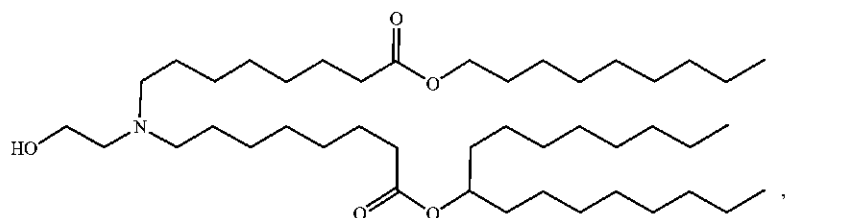
(Compound 18)



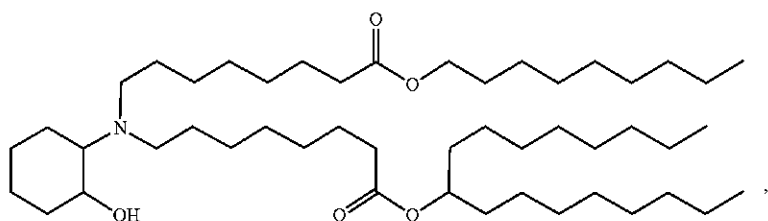
(Compound 19)



(Compound 20)



(Compound 21)



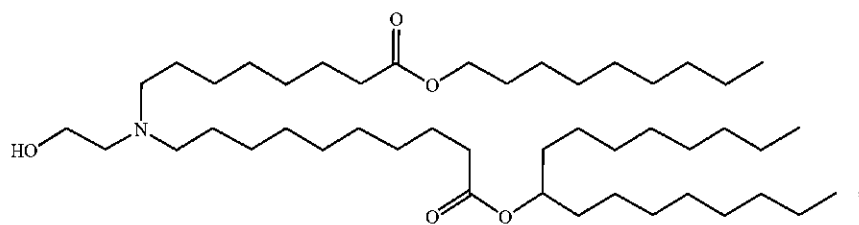
(Compound 22)

115

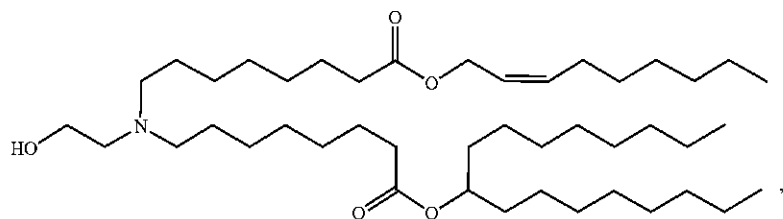
116

-continued

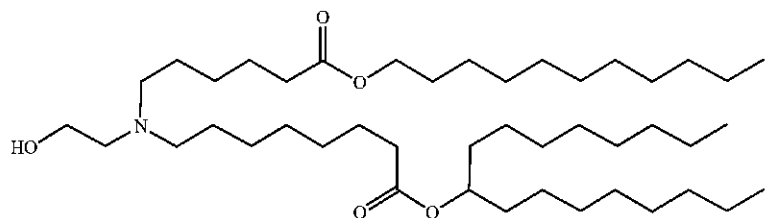
(Compound 23)



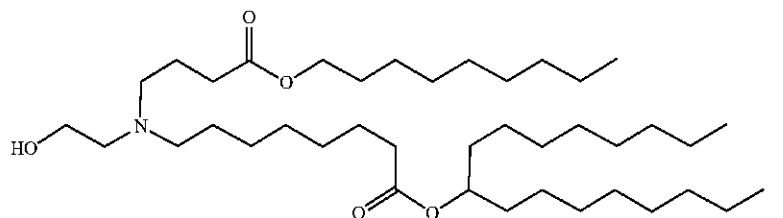
(Compound 24)



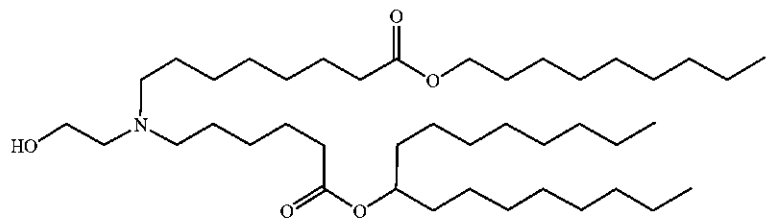
(Compound 25)



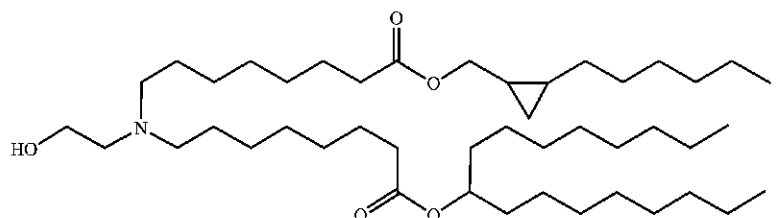
(Compound 26)



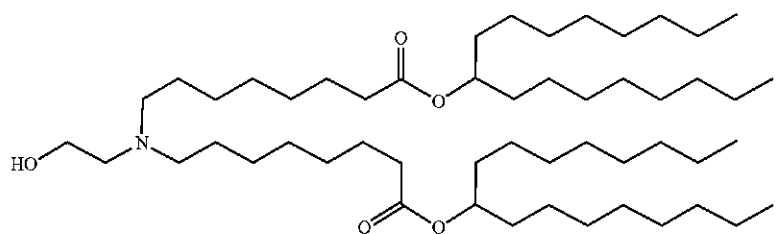
(Compound 27)



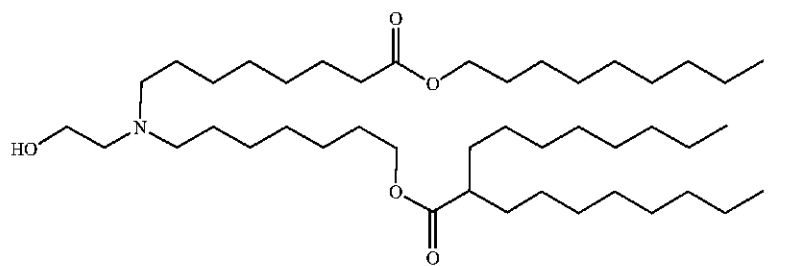
(Compound 28)



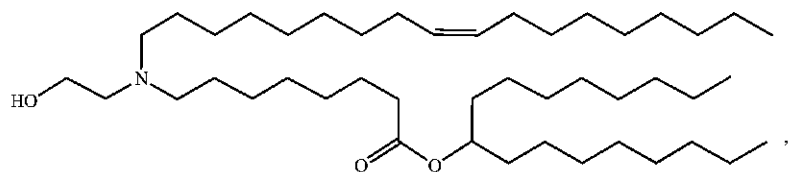
(Compound 29)



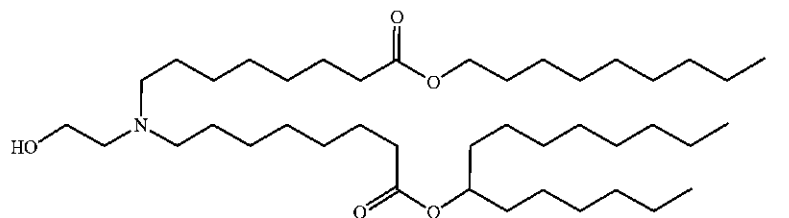
-continued



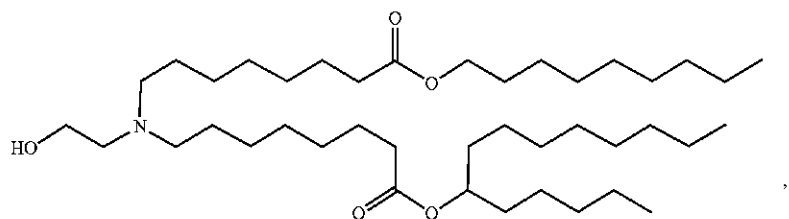
(Compound 30)



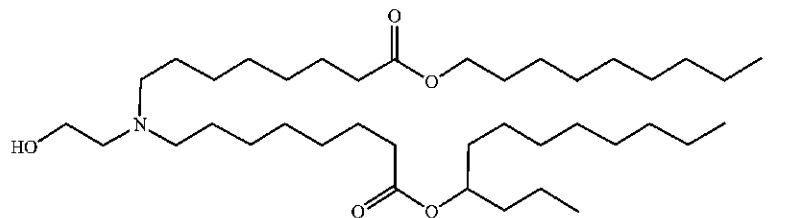
(Compound 31)



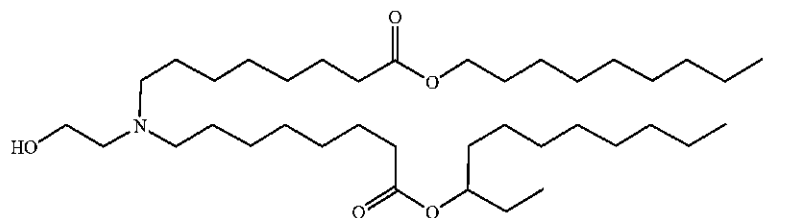
(Compound 32)



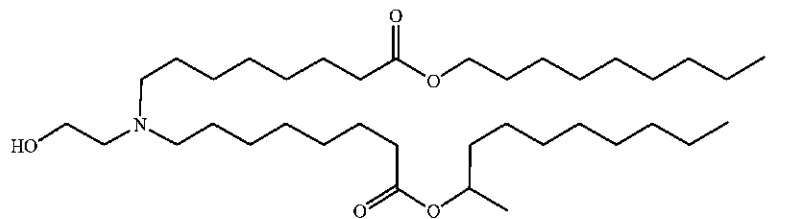
(Compound 33)



Compound 34)

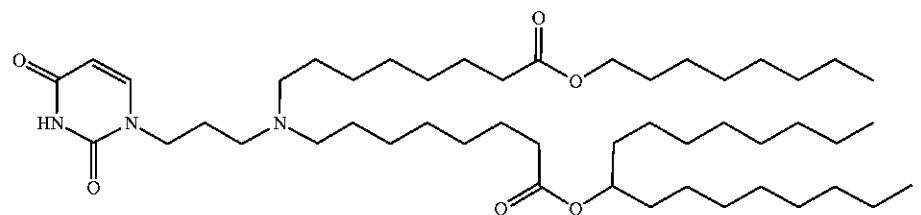
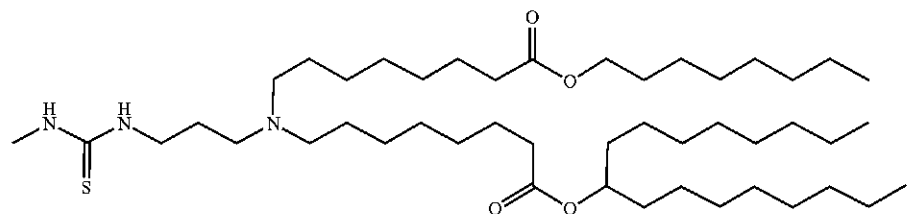
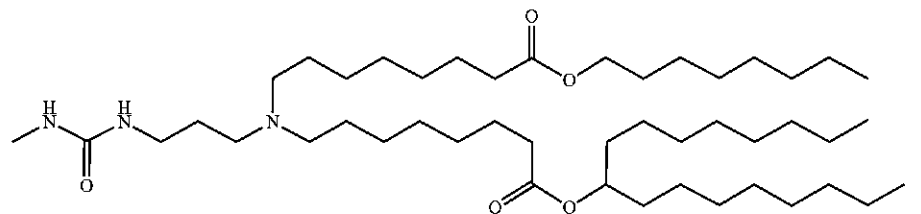
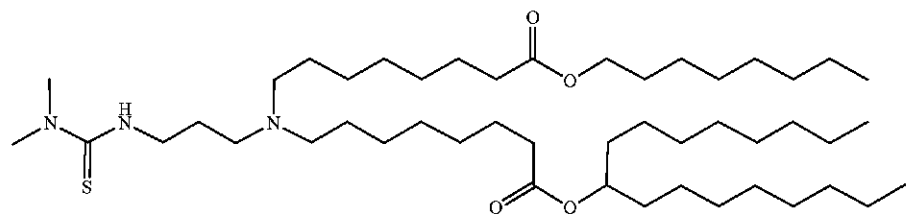
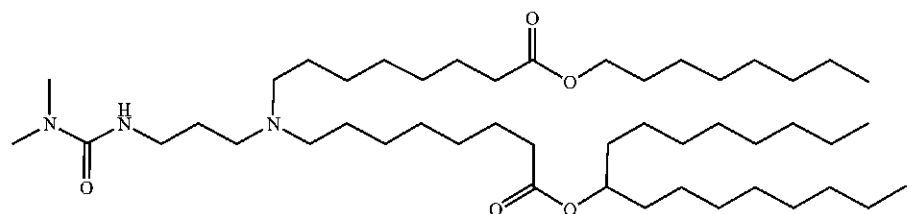
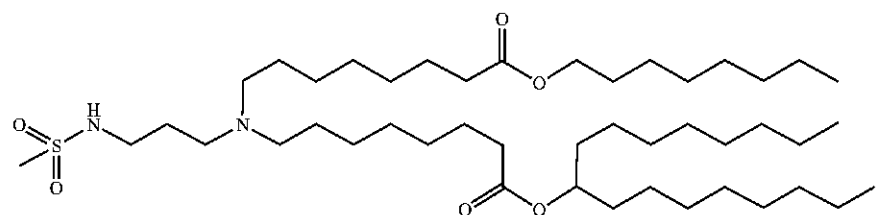
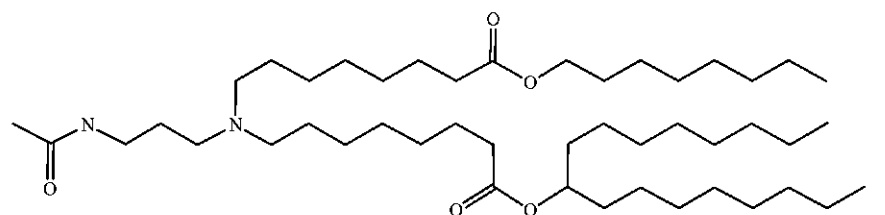


(Compound 35)

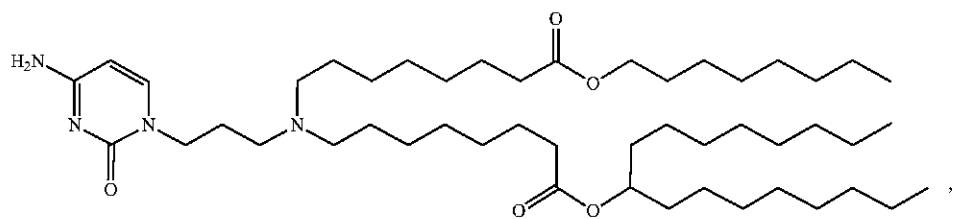


(Compound 36)

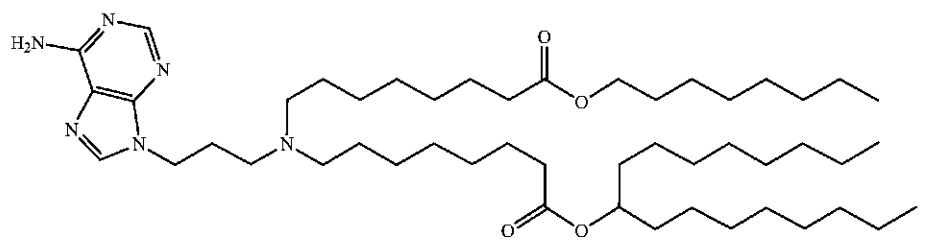
-continued



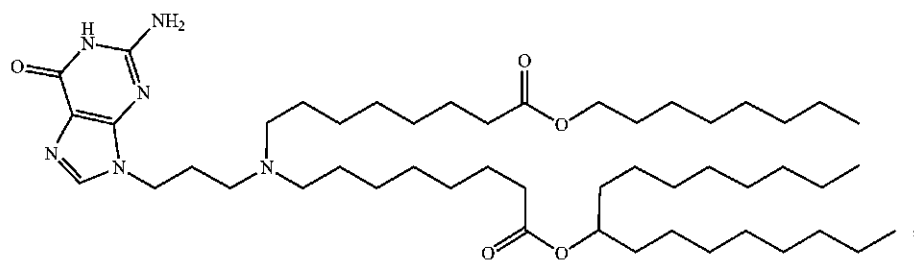
-continued



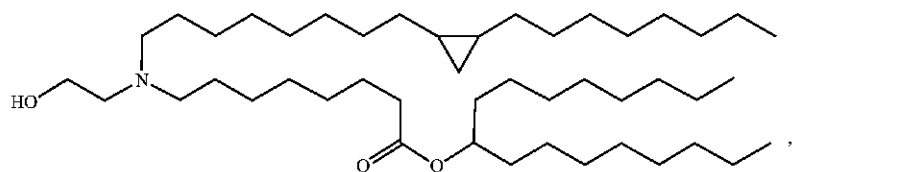
(Compound 44)



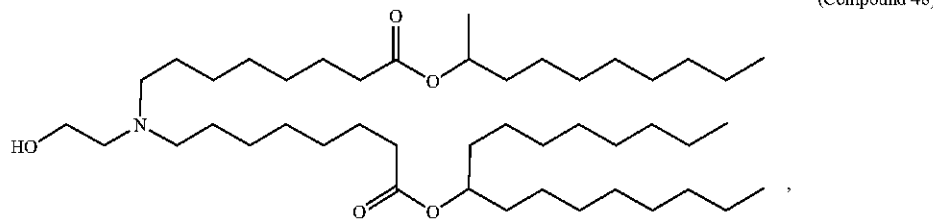
(Compound 45)



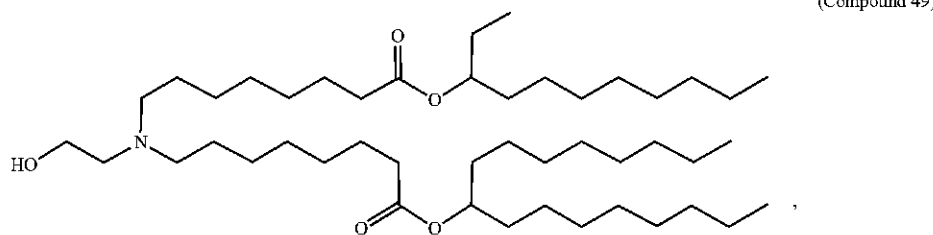
(Compound 46)



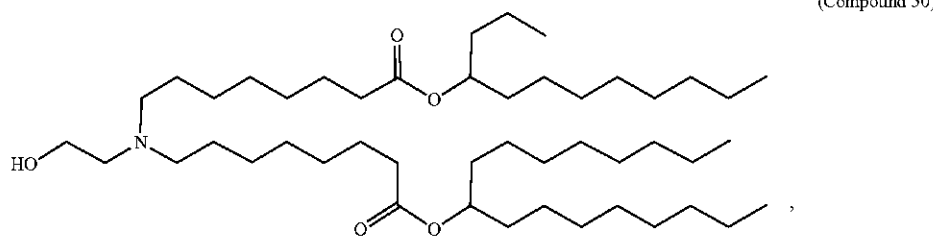
(Compound 47)



(Compound 48)



(Compound 49)

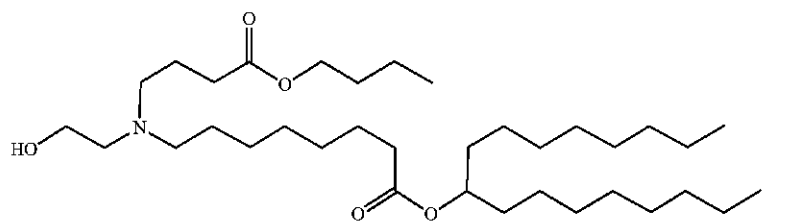


(Compound 50)

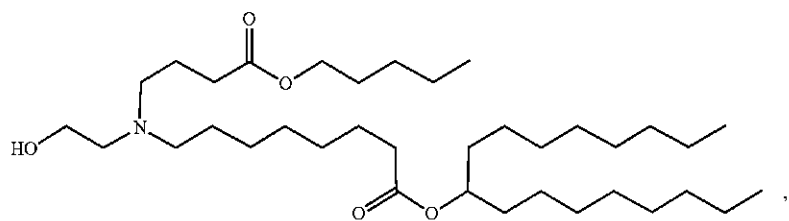
123

124

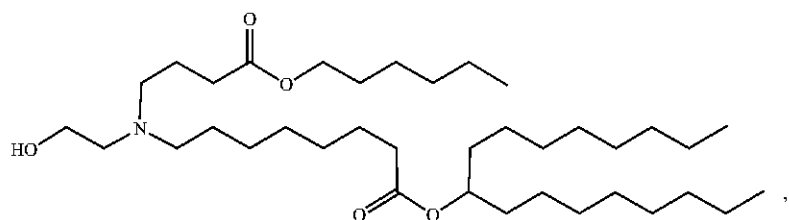
-continued



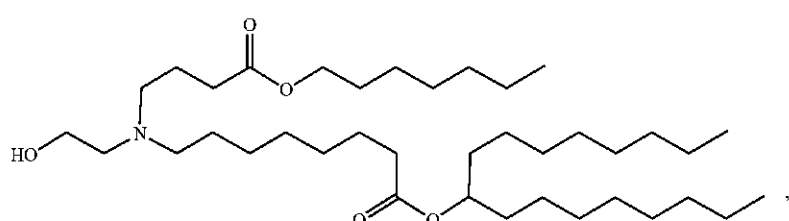
(Compound 51)



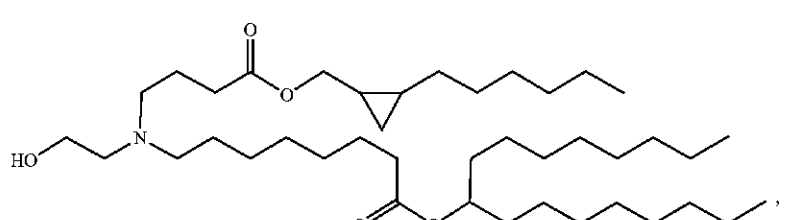
(Compound 52)



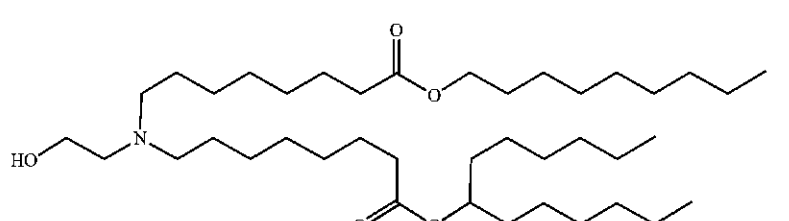
(Compound 53)



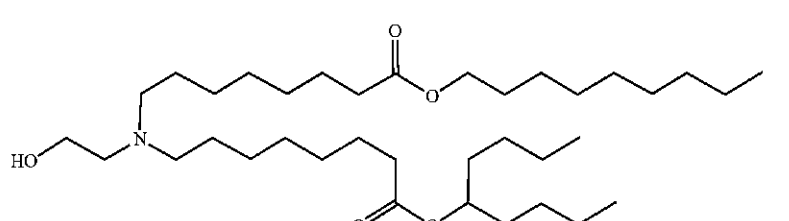
(Compound 54)



(Compound 55)



(Compound 56)

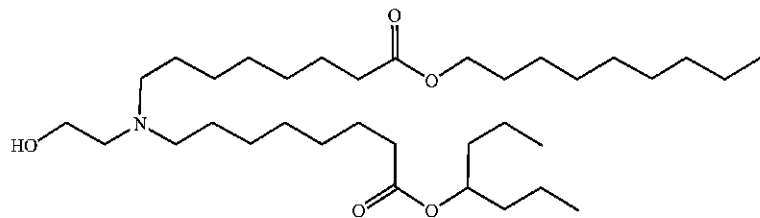


(Compound 57)

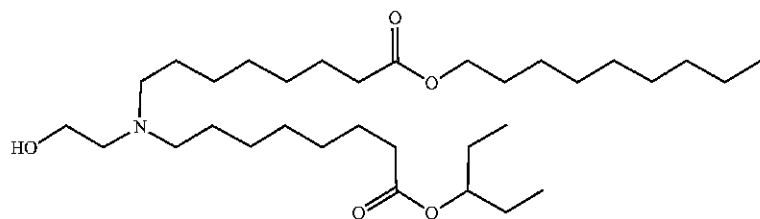
125

126

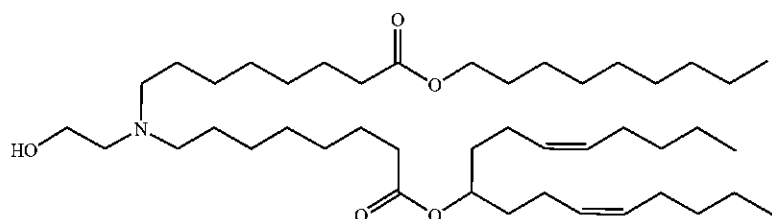
-continued



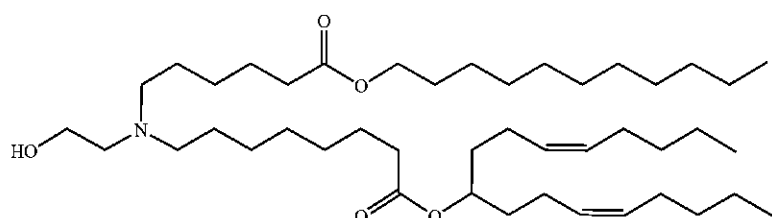
(Compound 58)



(Compound 59)



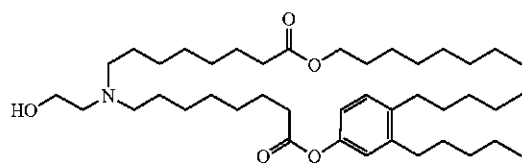
(Compound 60)



(Compound 61)

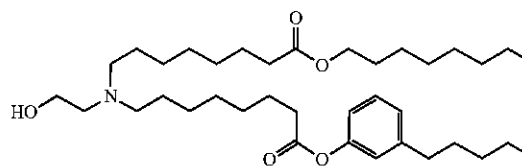
In further embodiments, the compound of Formula (I) is ⁴⁰ selected from the group consisting of:

(Compound 62)



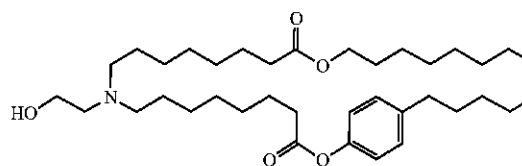
45

(Compound 63)



55

(Compound 64)



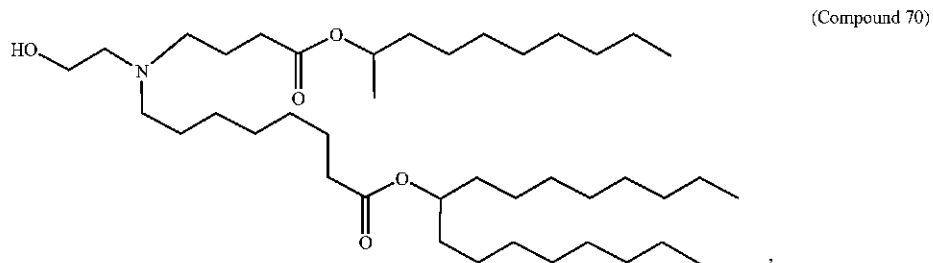
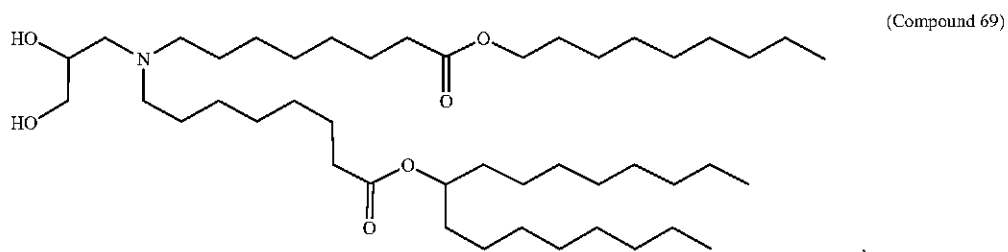
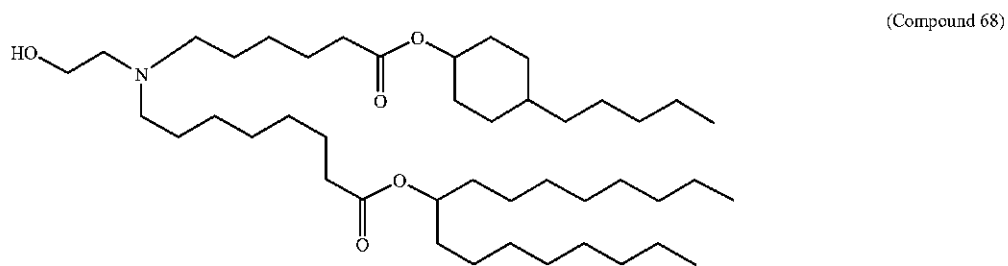
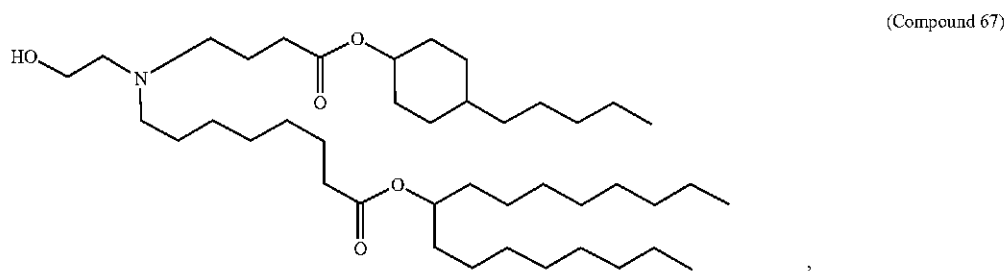
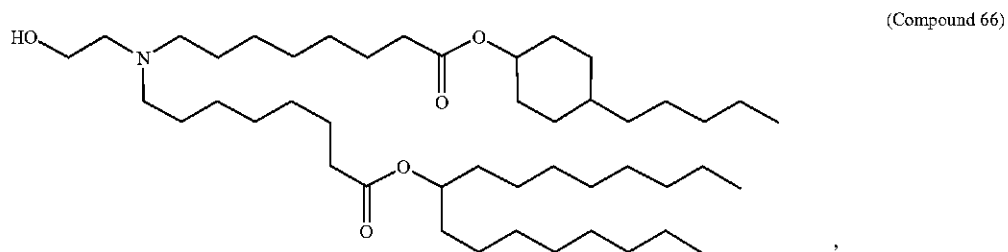
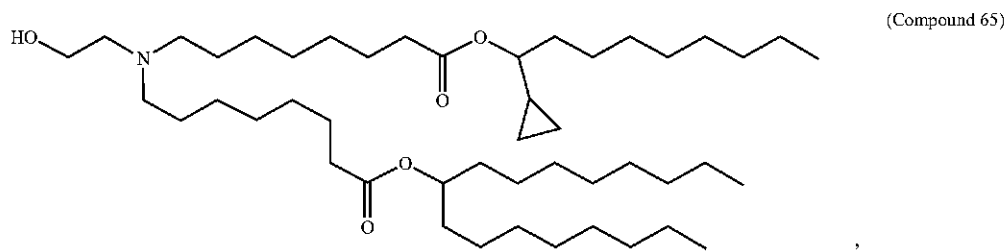
60

65

127

In some embodiments, the compound of Formula (I) is selected from the group consisting of:

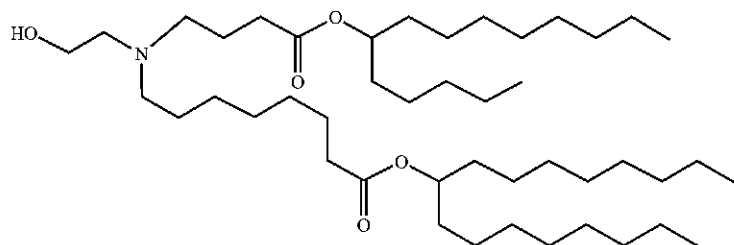
128



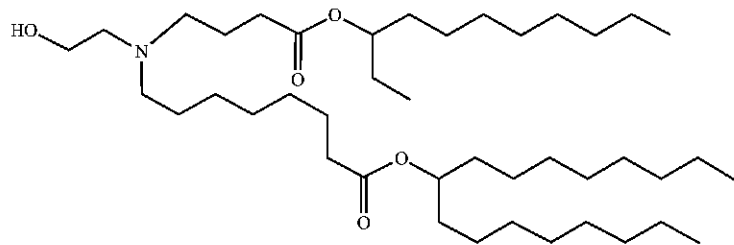
129

130

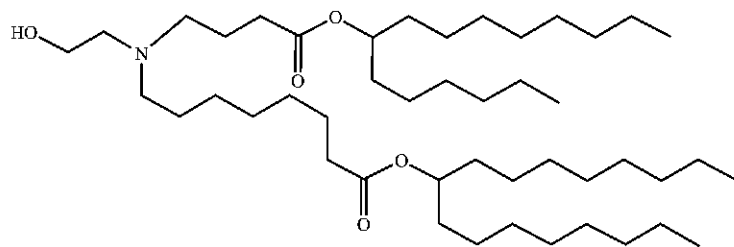
-continued



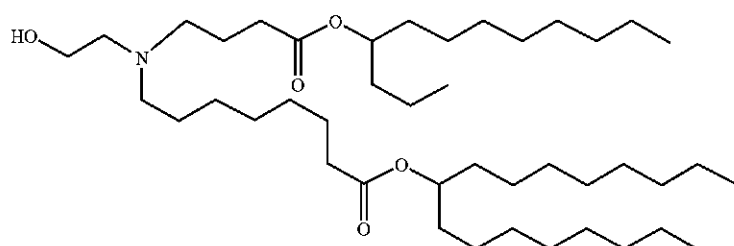
(Compound 71)



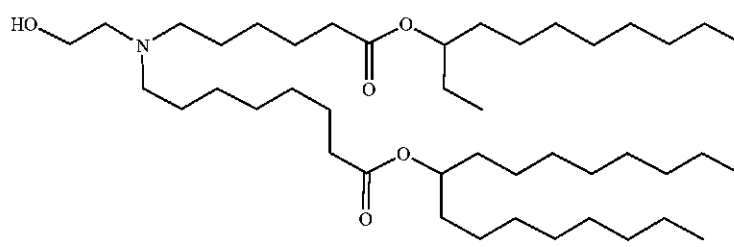
(Compound 72)



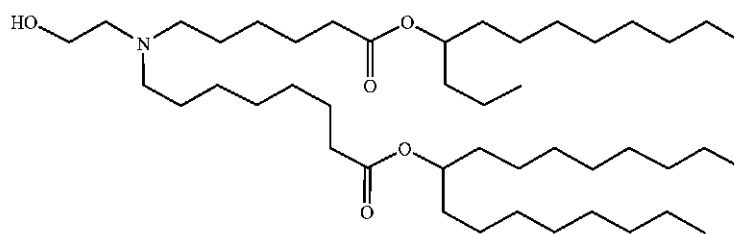
(Compound 73)



(Compound 74)



(Compound 75)

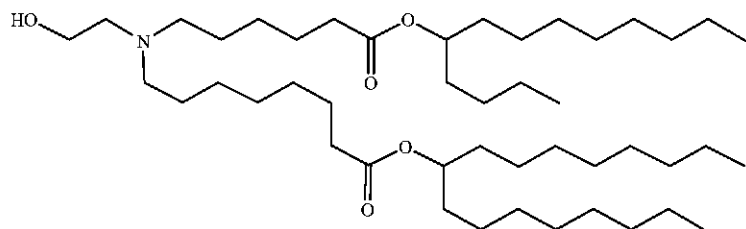


(Compound 76)

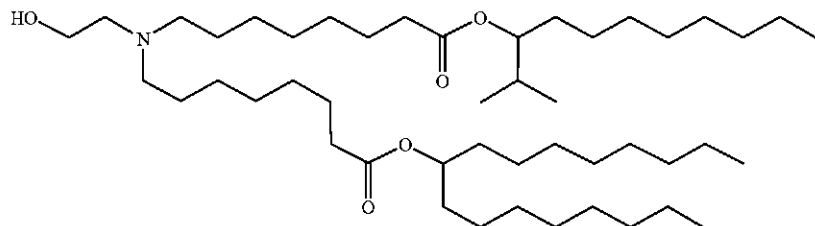
131

-continued

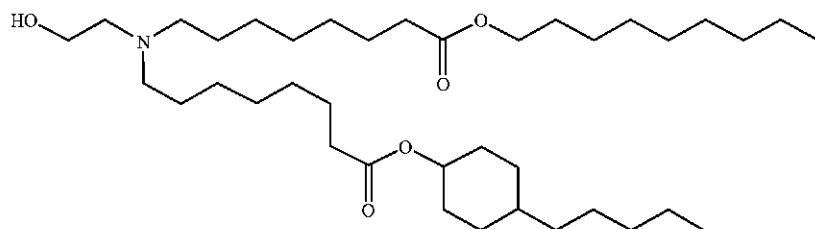
132



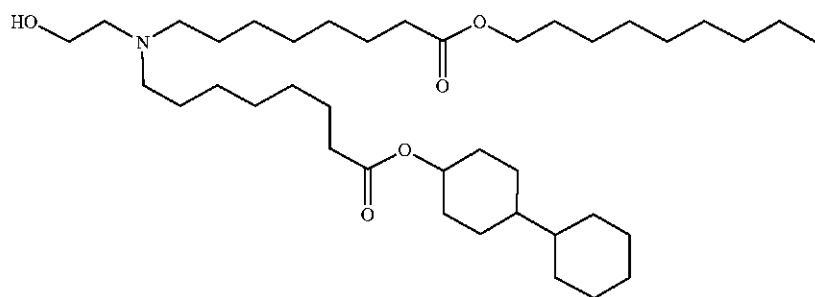
(Compound 77)



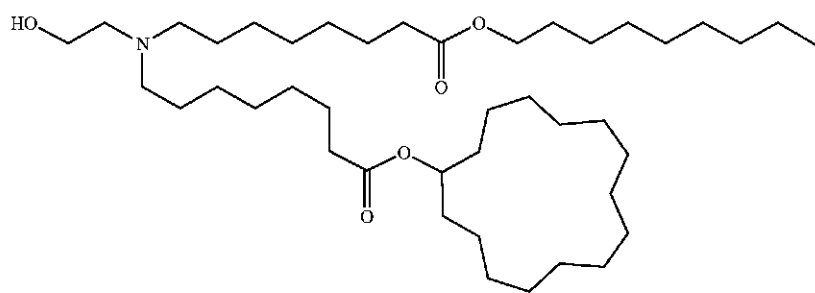
(Compound 78)



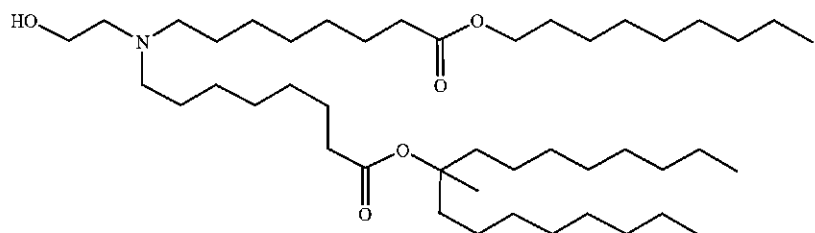
(Compound 79)



(Compound 80)



(Compound 81)

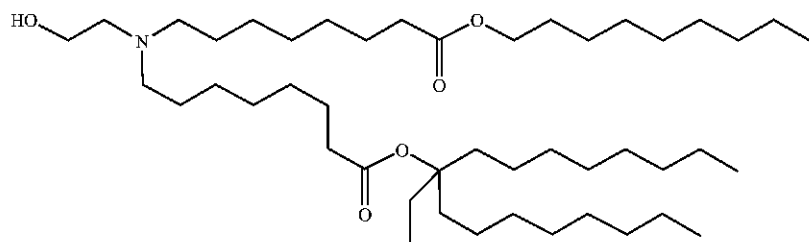


(Compound 82)

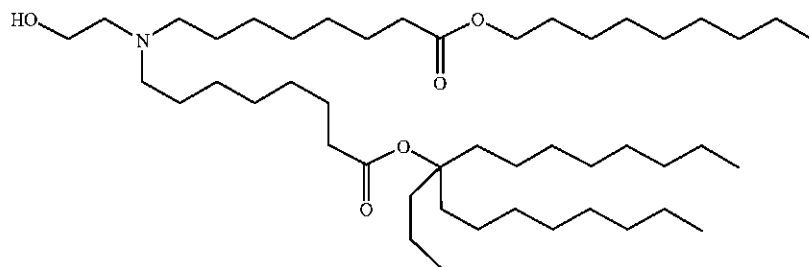
133

134

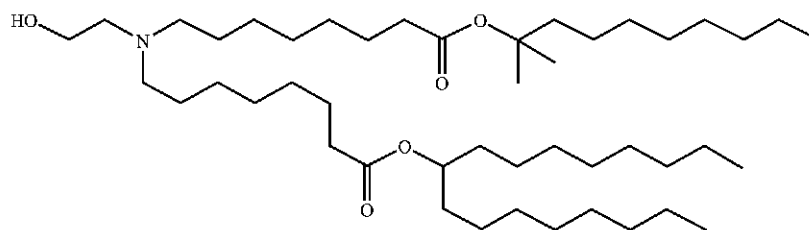
-continued



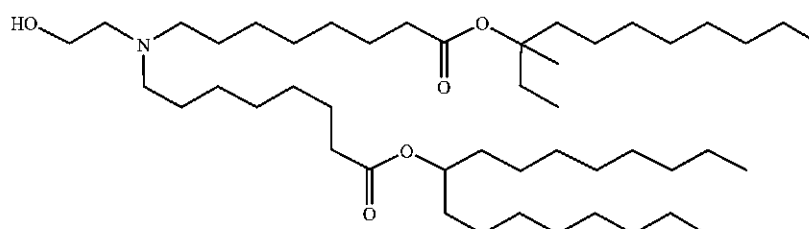
(Compound 83)



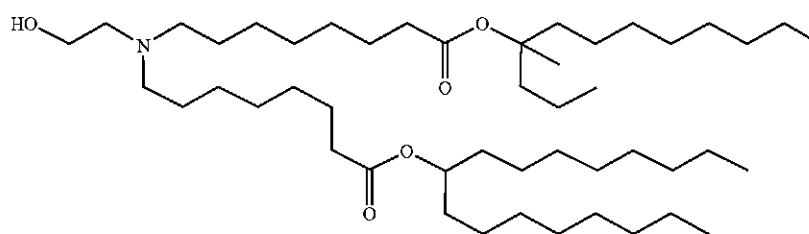
(Compound 84)



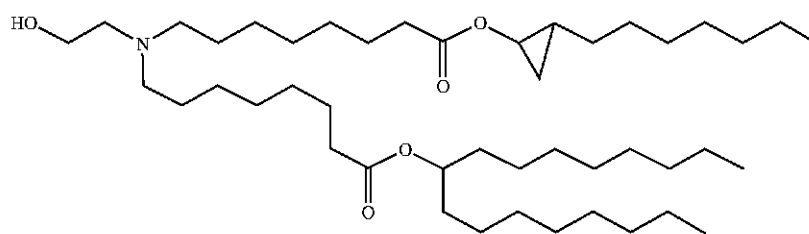
(Compound 85)



(Compound 86)



(Compound 87)



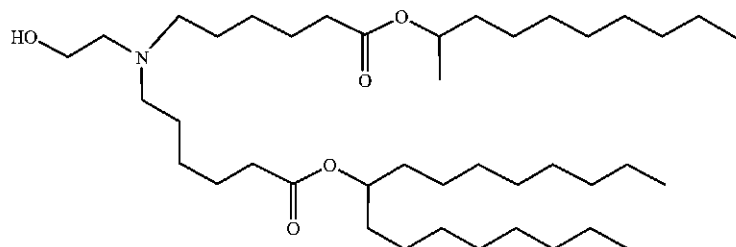
(Compound 88)

135

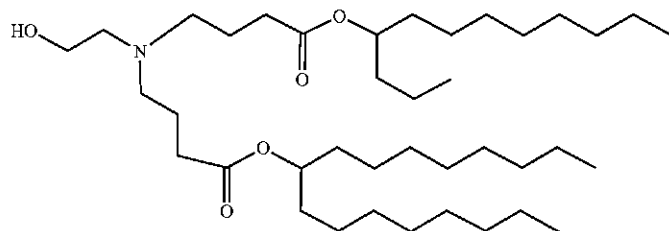
-continued

136

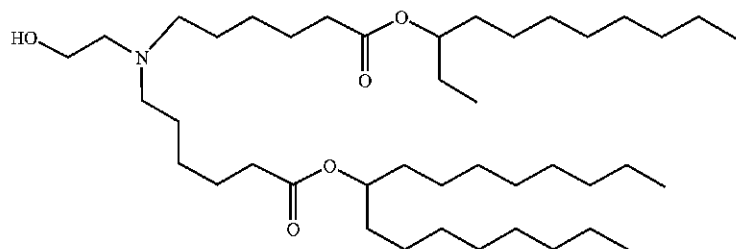
(Compound 89)



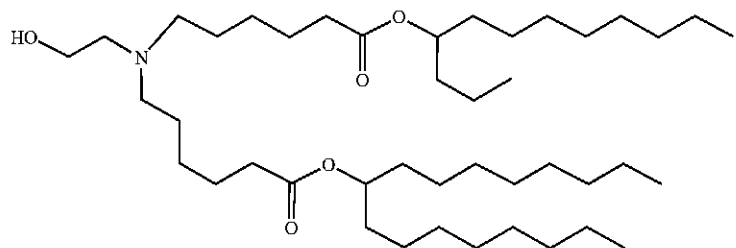
(Compound 90)



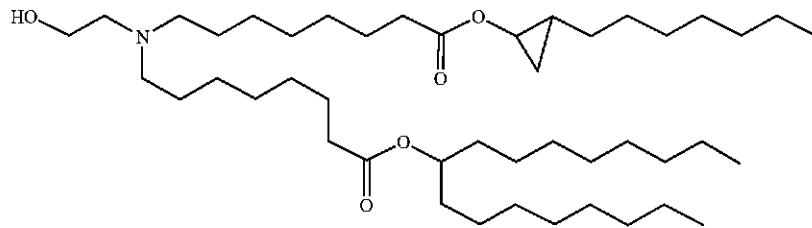
(Compound 91)



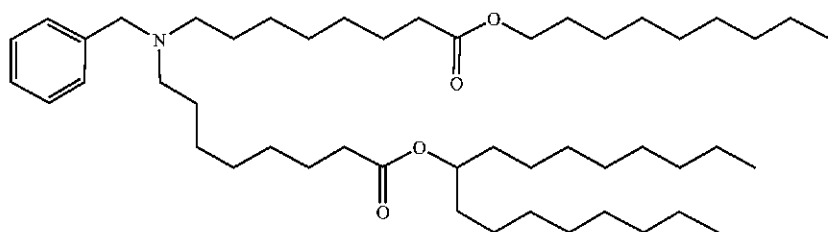
(Compound 92)



(Compound 93)



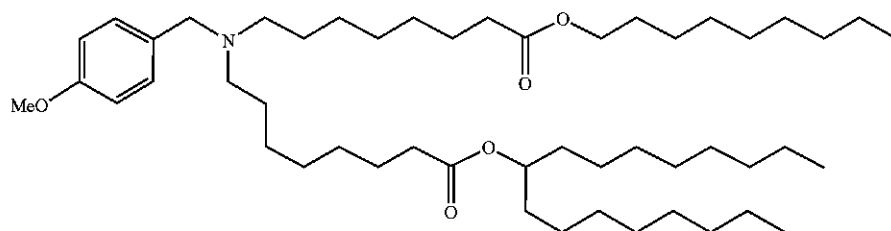
(Compound 94)



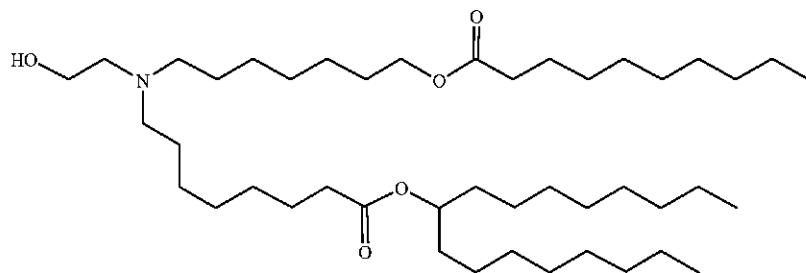
137

138

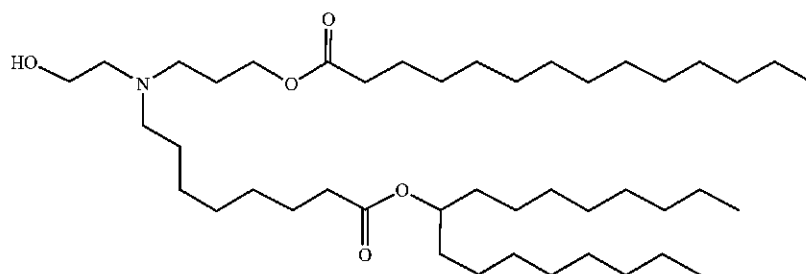
-continued



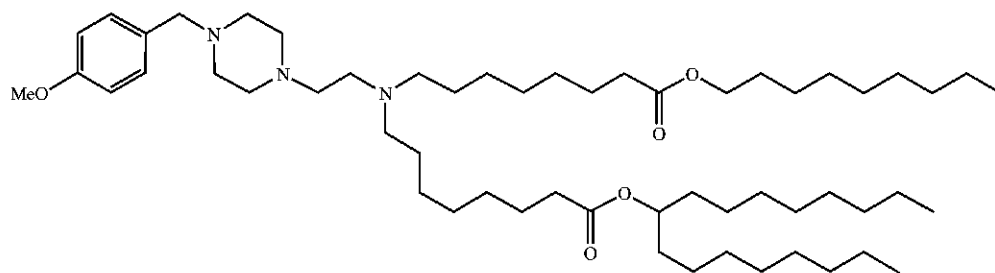
(Compound 95)



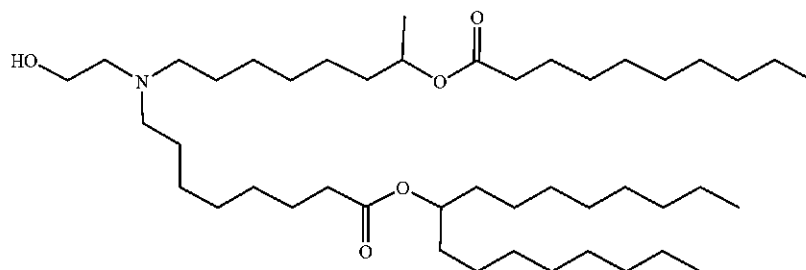
(Compound 96)



(Compound 97)

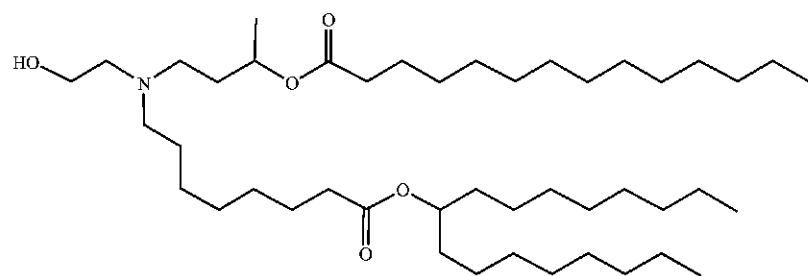


(Compound 98)

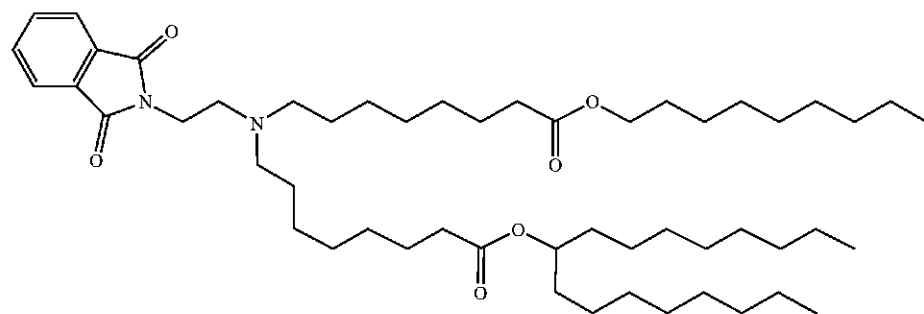


(Compound 99)

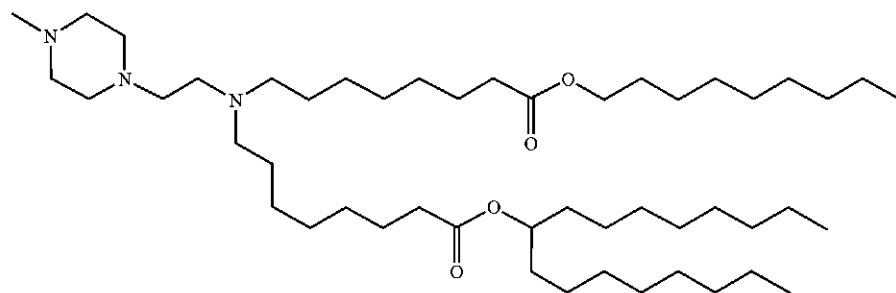
-continued



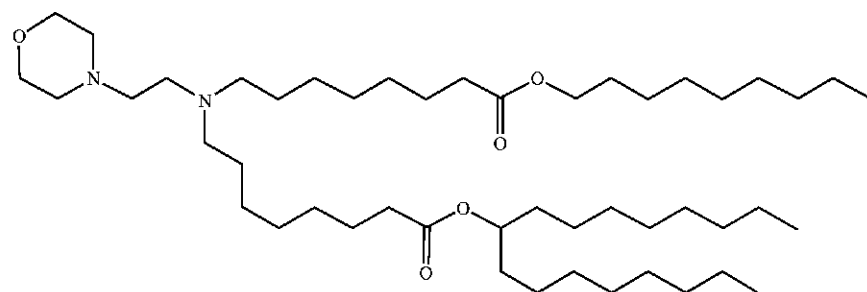
(Compound 100)



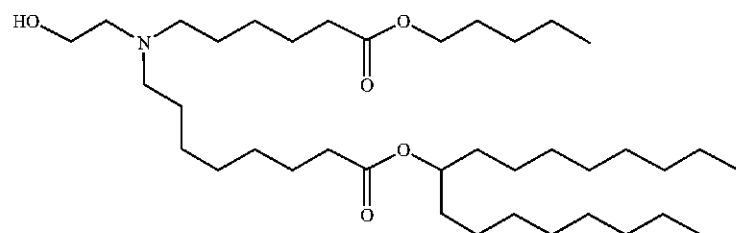
(Compound 101)



(Compound 102)

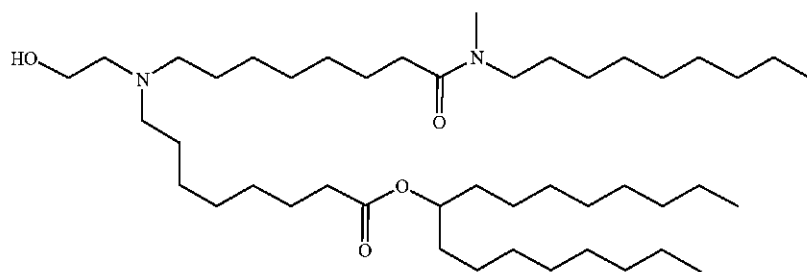


(Compound 103)

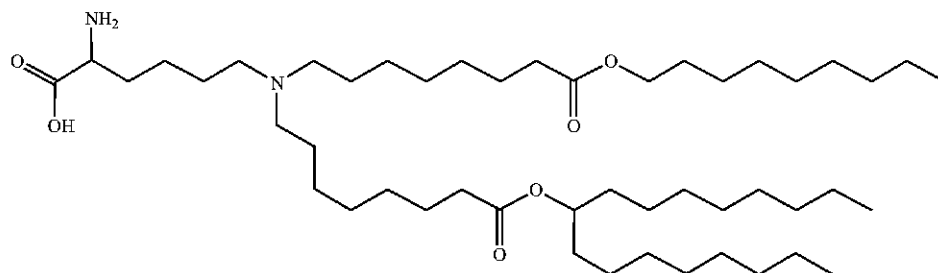


Compound 104)

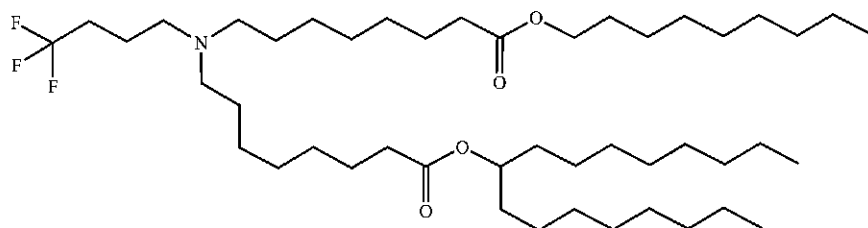
-continued



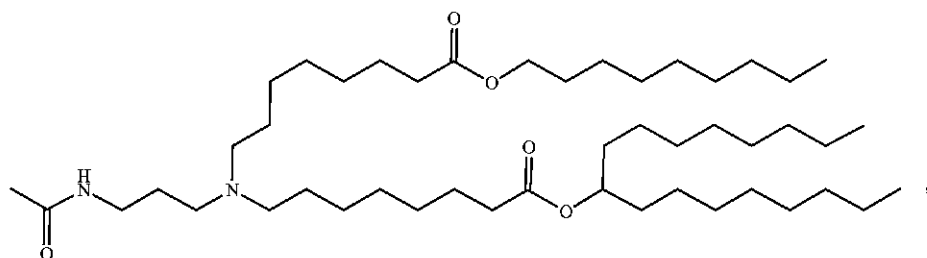
(Compound 105)



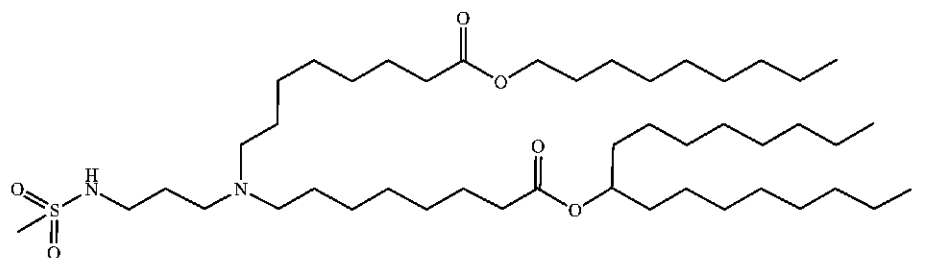
(Compound 106)



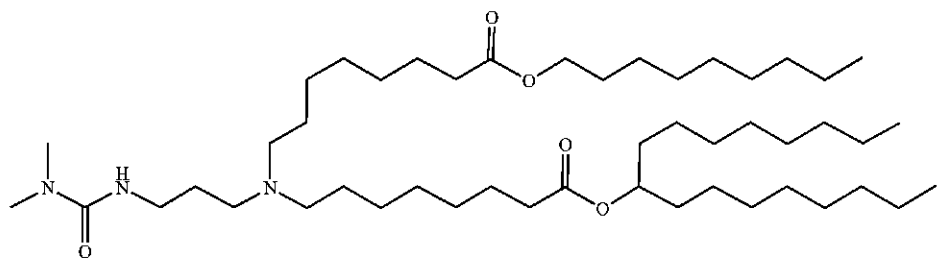
(Compound 107)



(Compound 108)

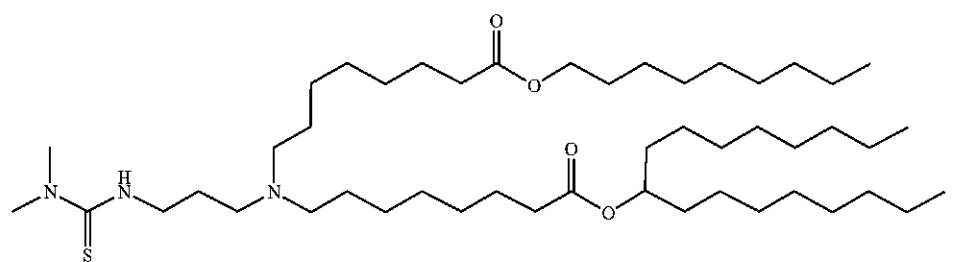


(Compound 109)

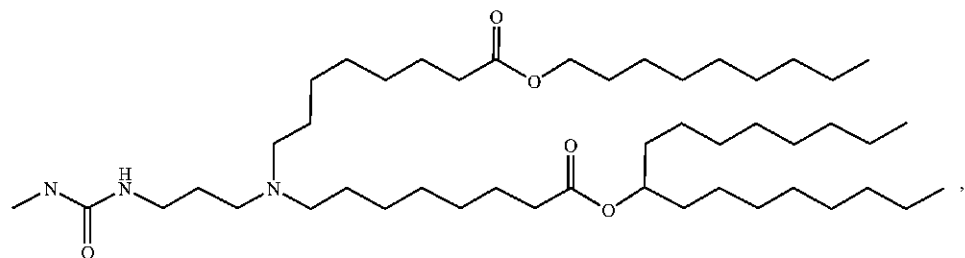


(Compound 110)

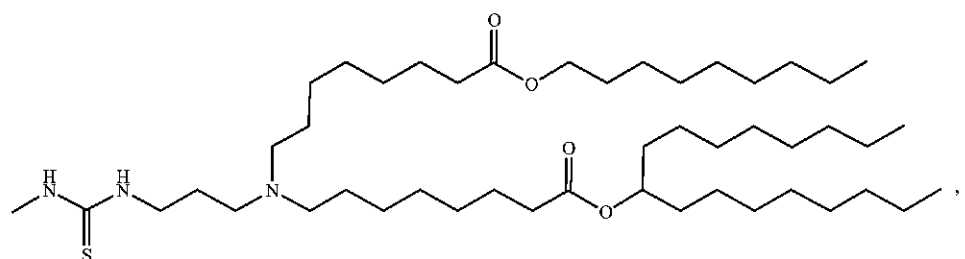
-continued



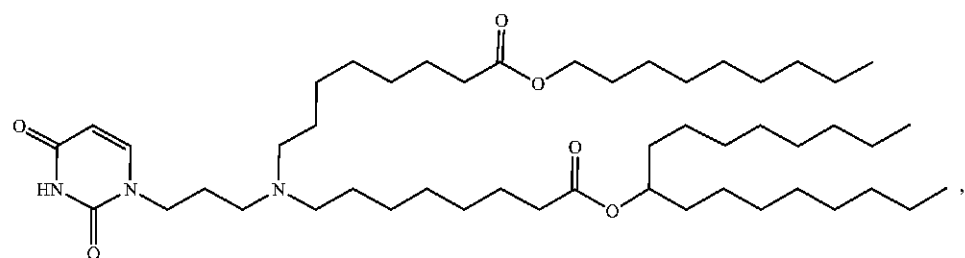
(Compound 111)



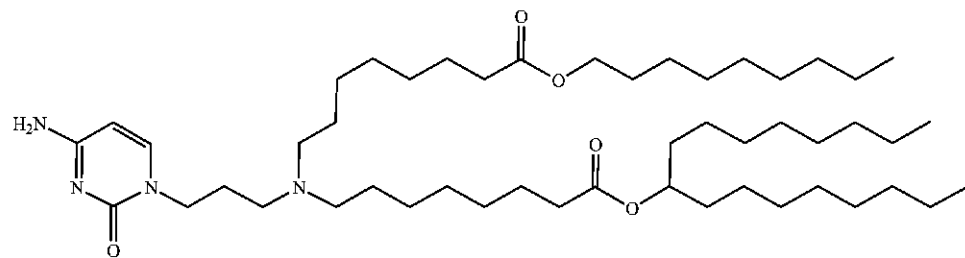
(Compound 112)



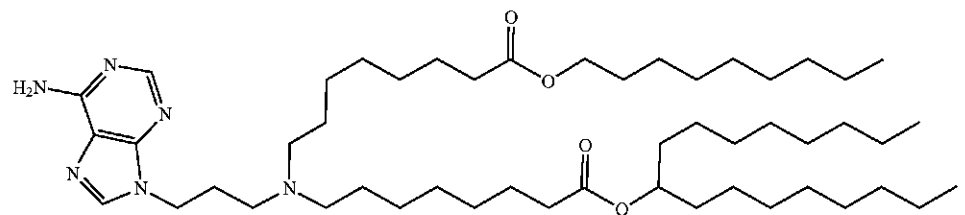
(Compound 113)



(Compound 114)

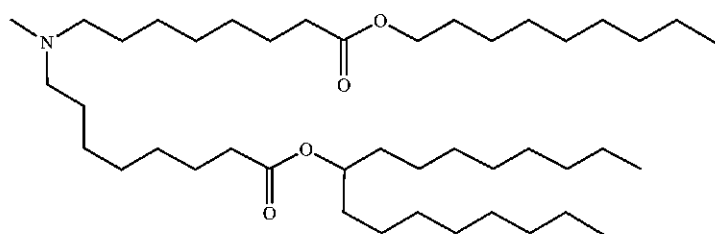
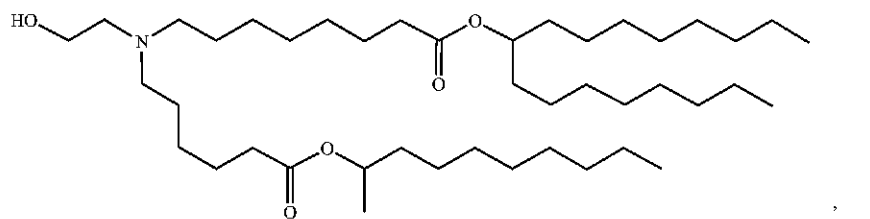
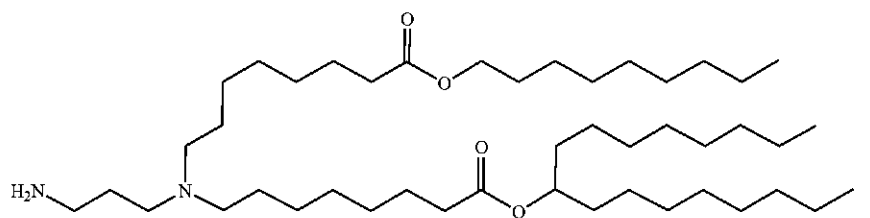
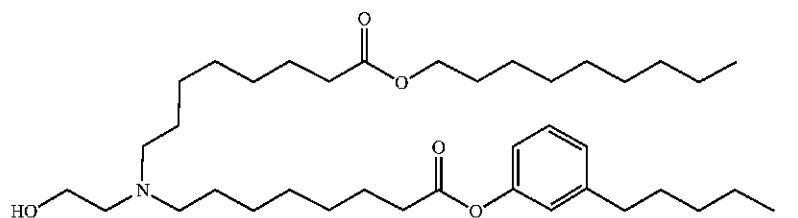
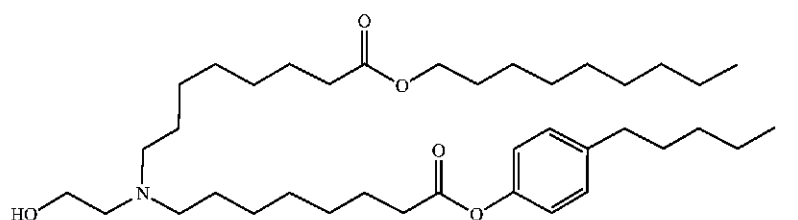
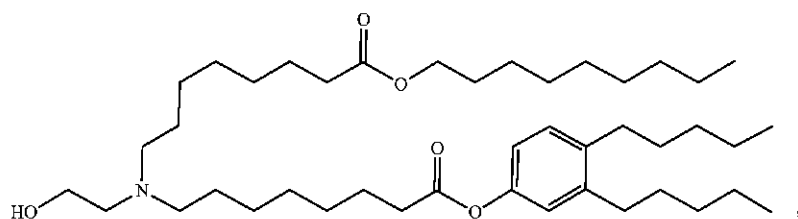
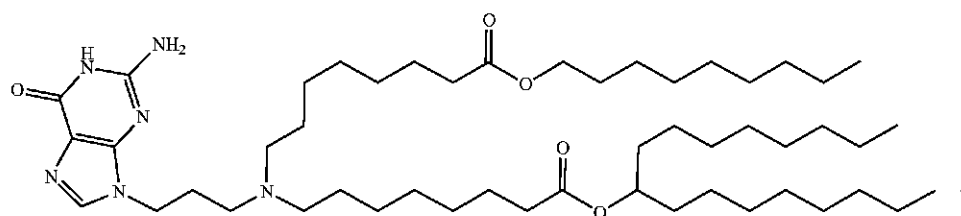


(Compound 115)



(Compound 116)

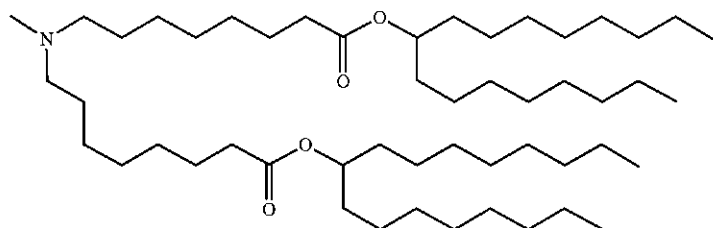
-continued



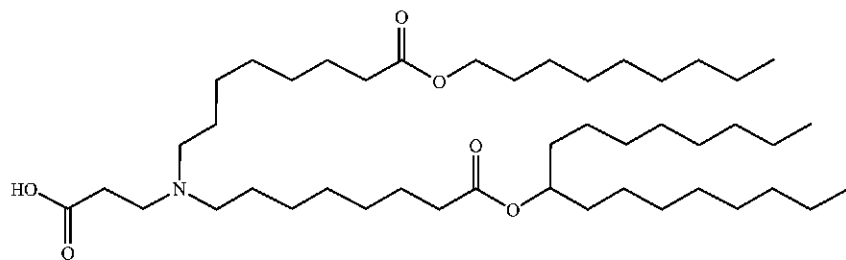
147

-continued

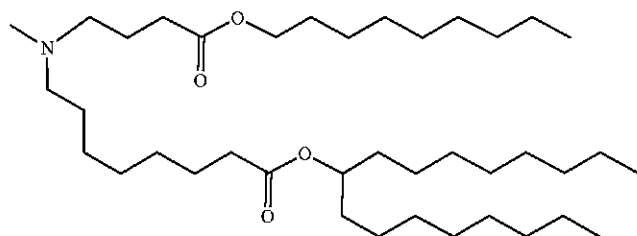
148



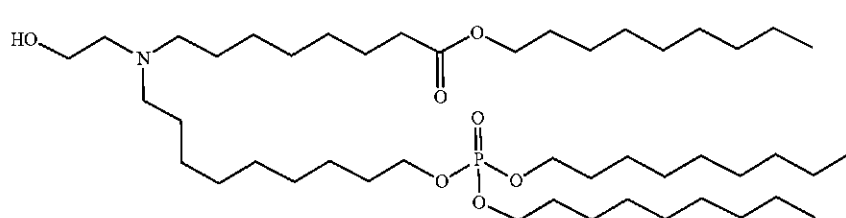
(Compound 124)



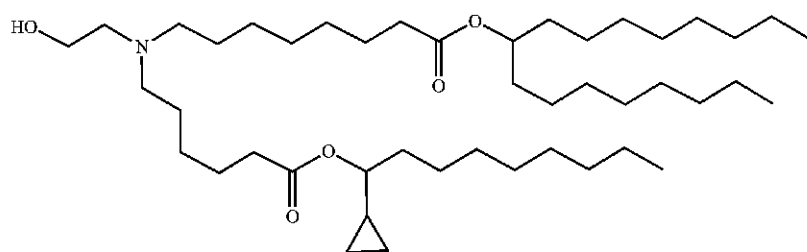
(Compound 125)



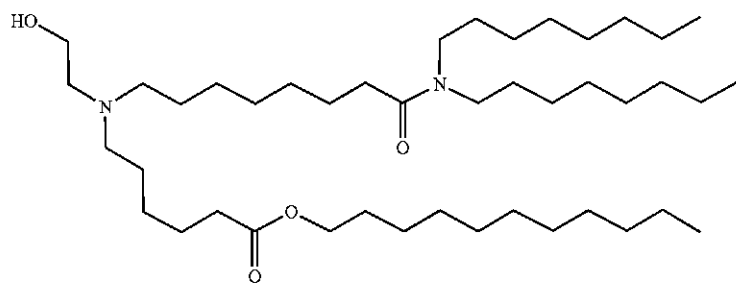
(Compound 126)



(Compound 127)



(Compound 128)



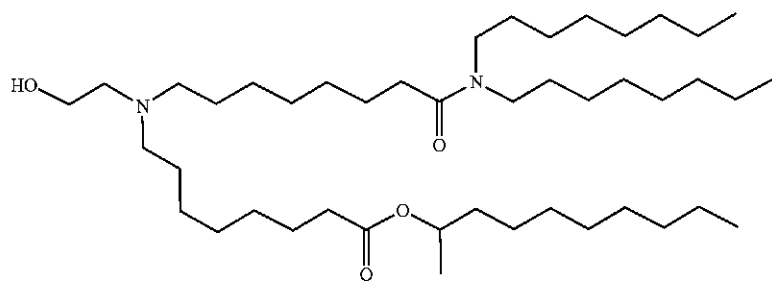
(Compound 129)

149

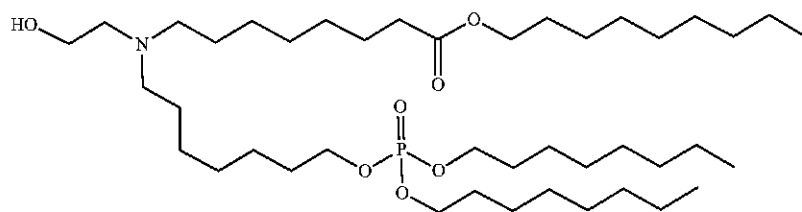
-continued

150

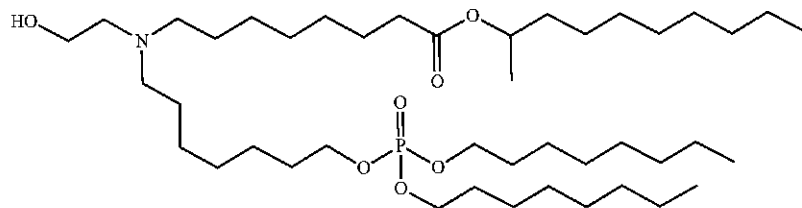
(Compound 130)



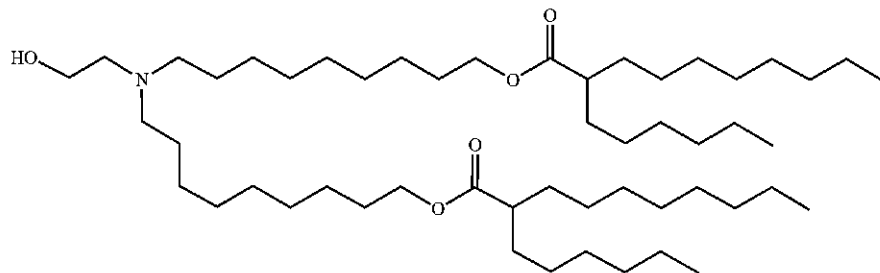
(Compound 131)



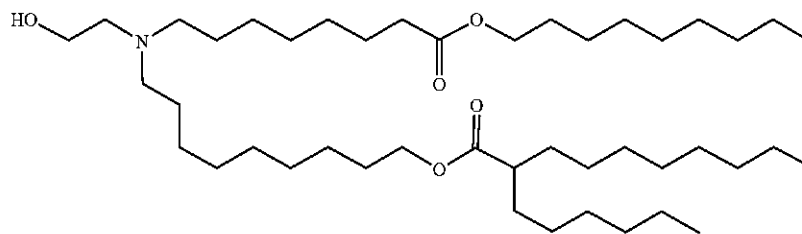
(Compound 132)



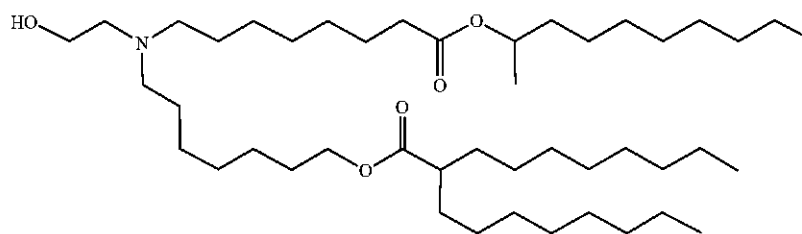
(Compound 133)



(Compound 134)



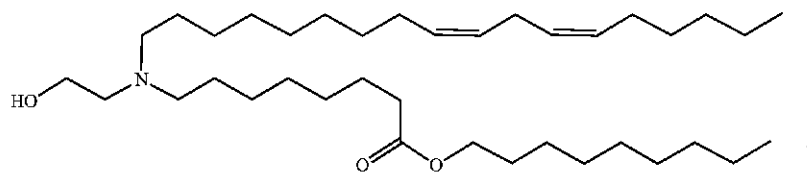
(Compound 135)



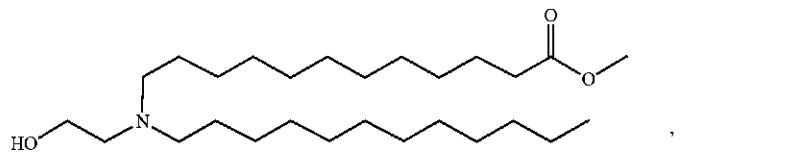
151

-continued

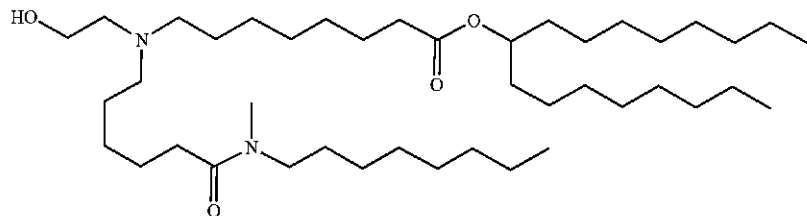
152



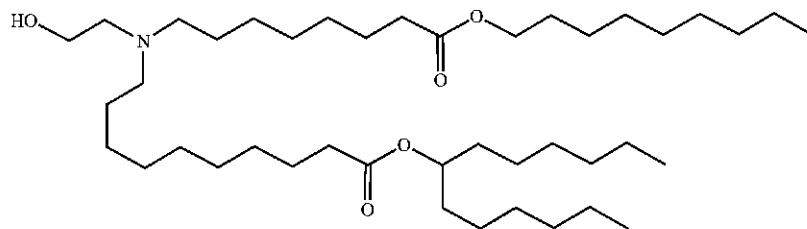
(Compound 136)



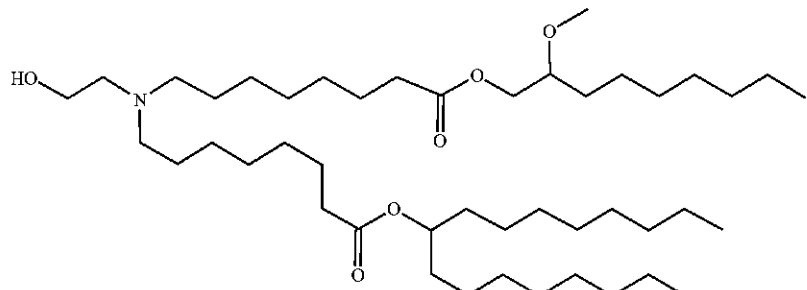
(Compound 137)



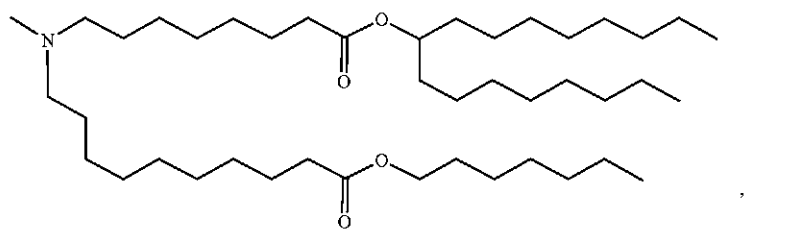
(Compound 146)



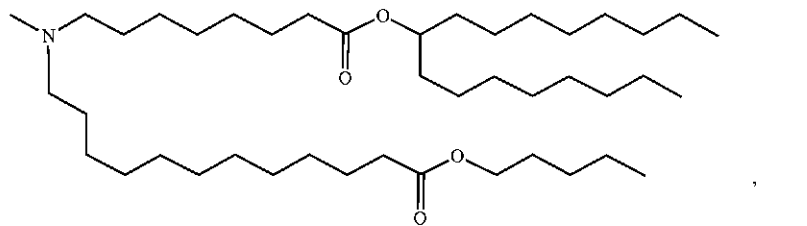
(Compound 147)



(Compound 148)



(Compound 149)

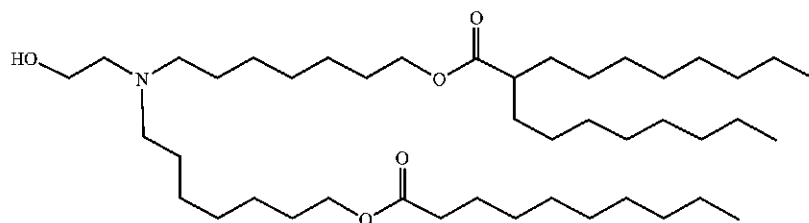


(Compound 150)

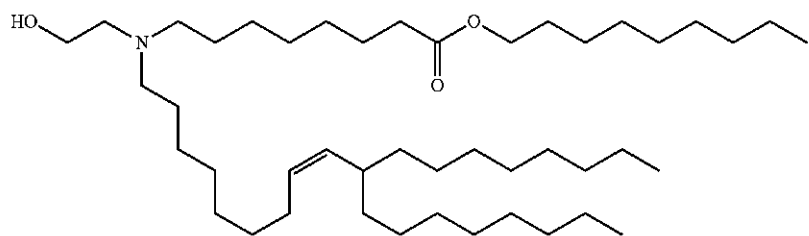
153

154

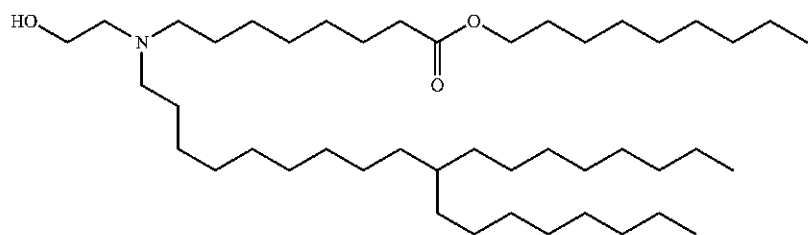
-continued



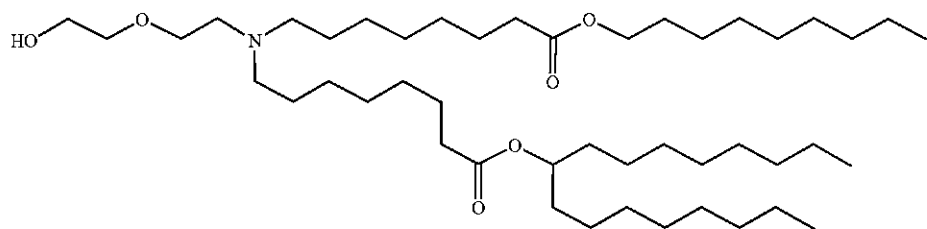
(Compound 151)



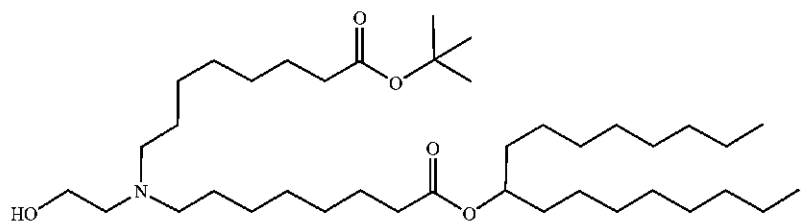
(Compound 152)



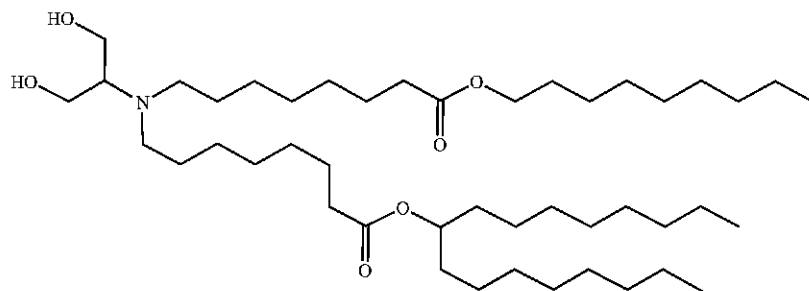
(Compound 153)



(Compound 154)



(Compound 155)

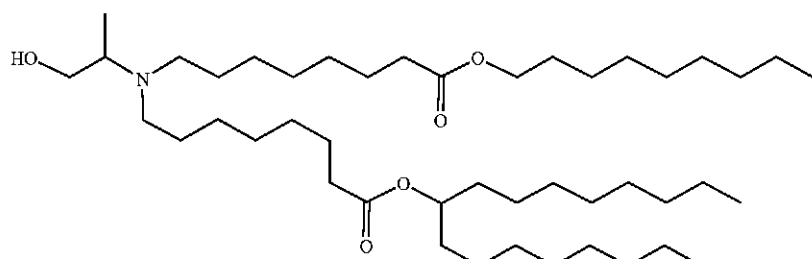


(Compound 156)

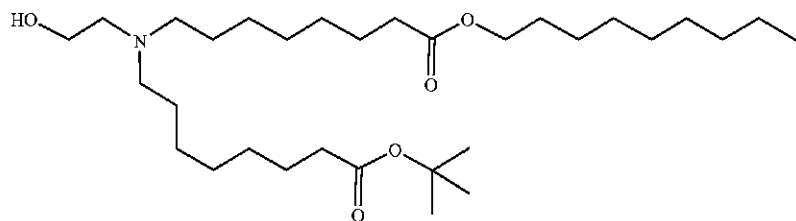
155

156

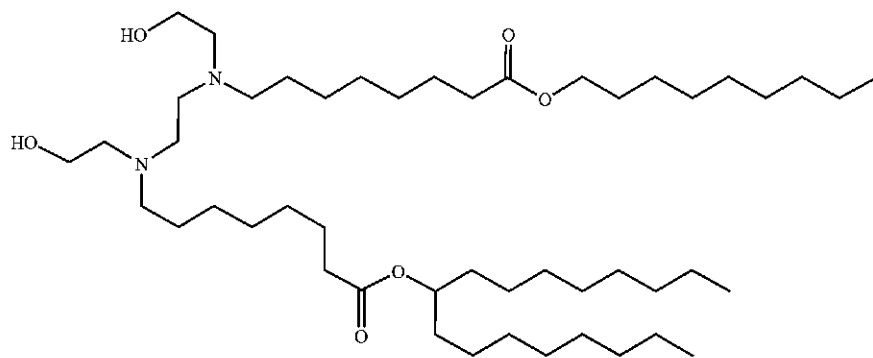
-continued



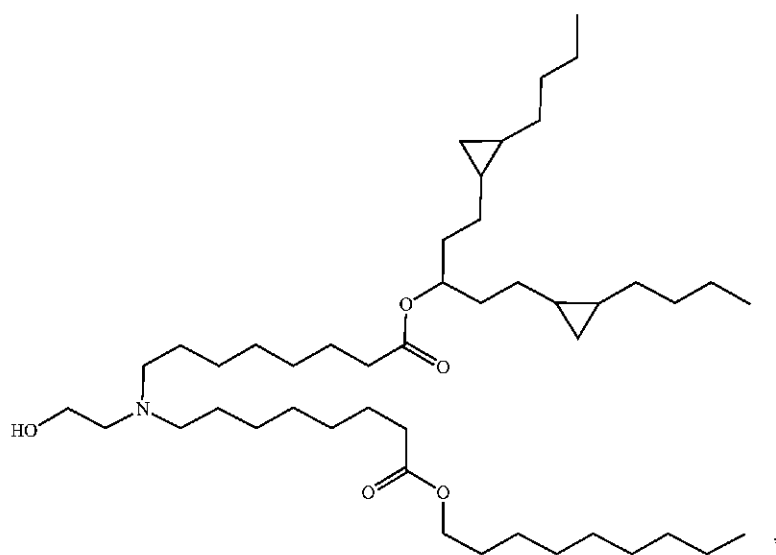
(Compound 157)



(Compound 158)



(Compound 159)

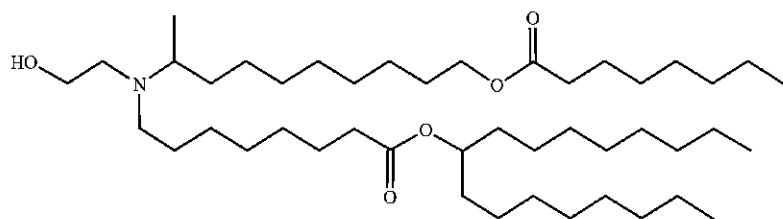


(Compound 160)

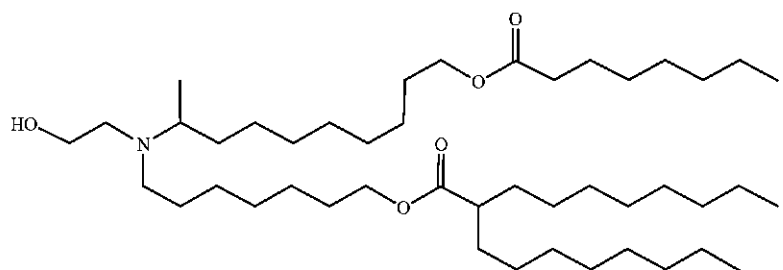
157

-continued

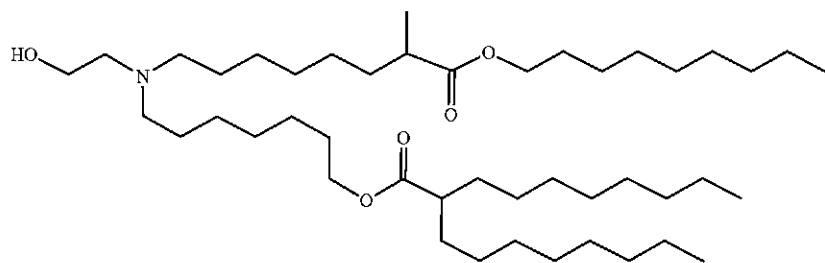
158



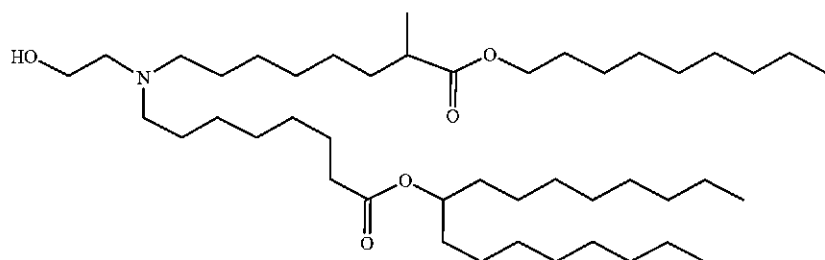
(Compound 161)



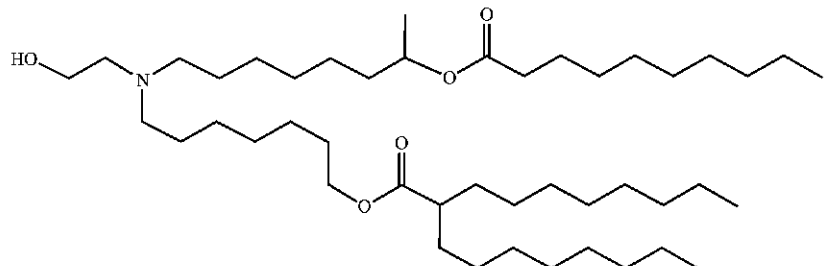
(Compound 162)



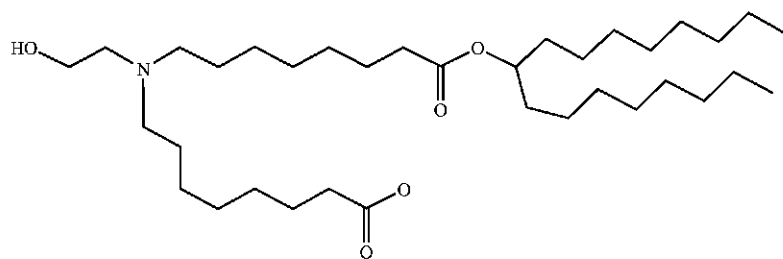
(Compound 163)



(Compound 164)

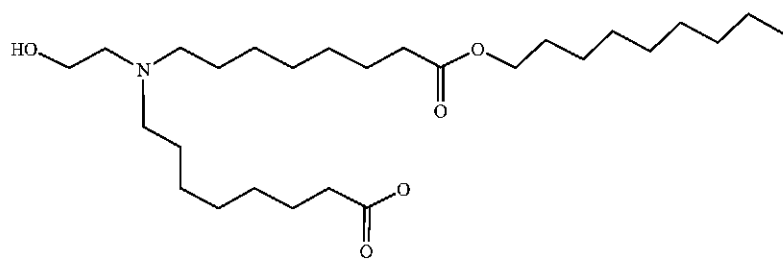


(Compound 165)

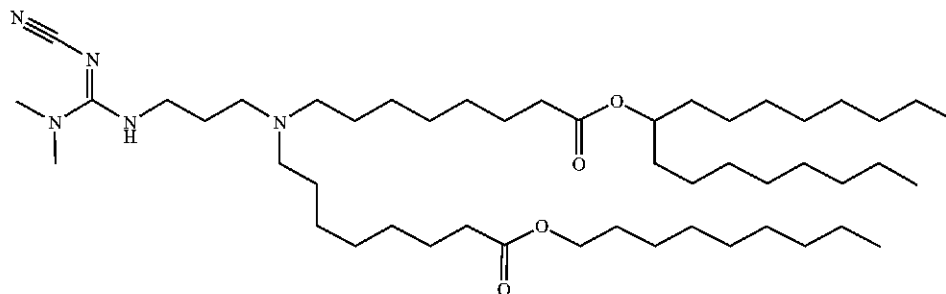


(Compound 166)

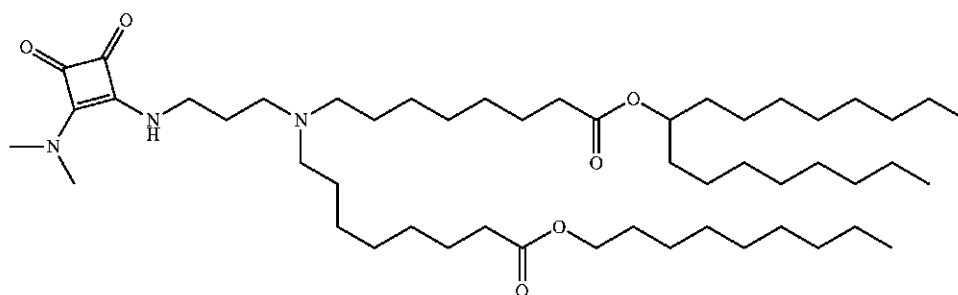
-continued



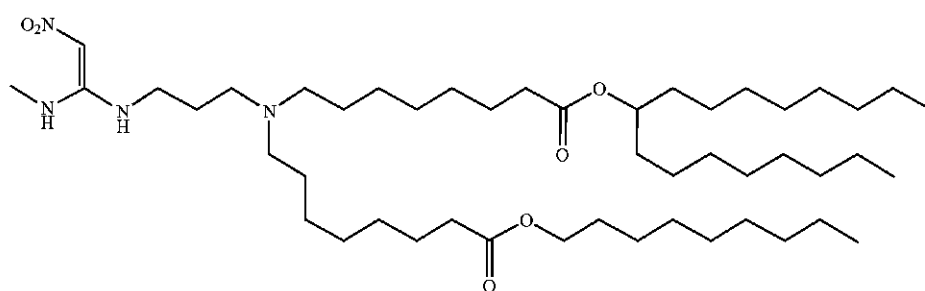
(Compound 167)



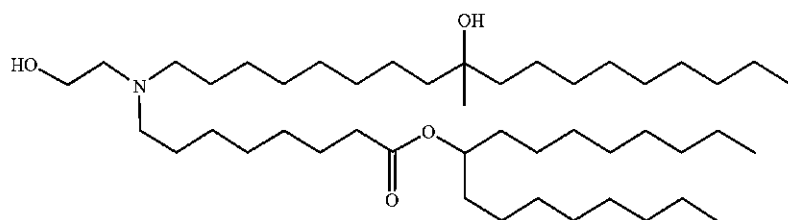
(Compound 168)



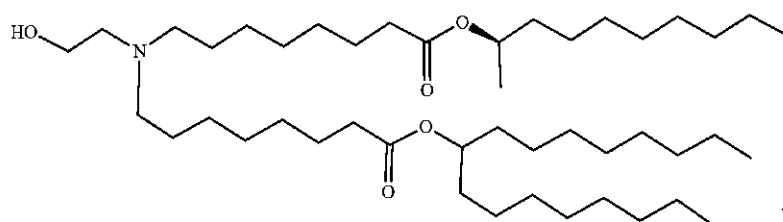
(Compound 169)



(Compound 170)

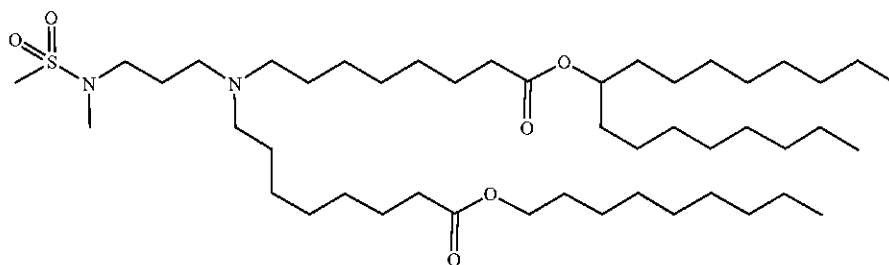


(Compound 171)

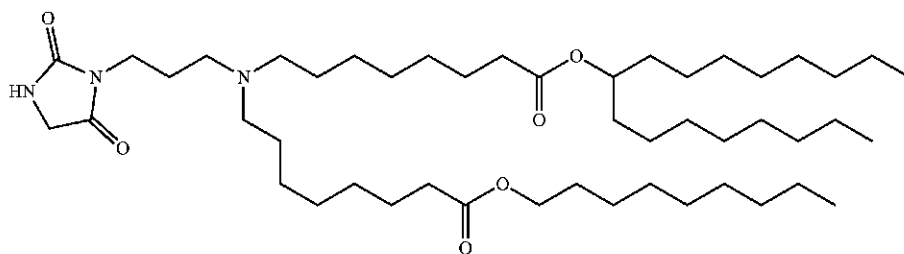


(Compound 172)

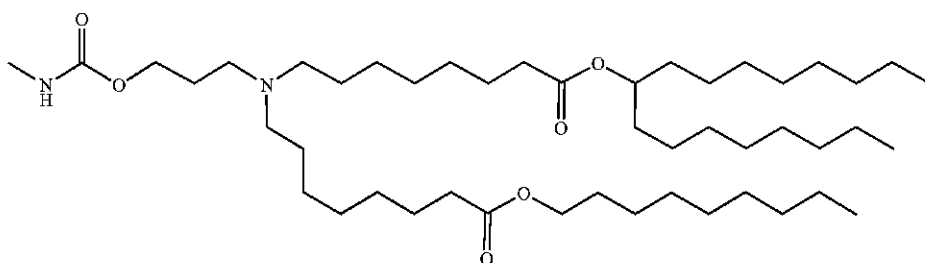
-continued



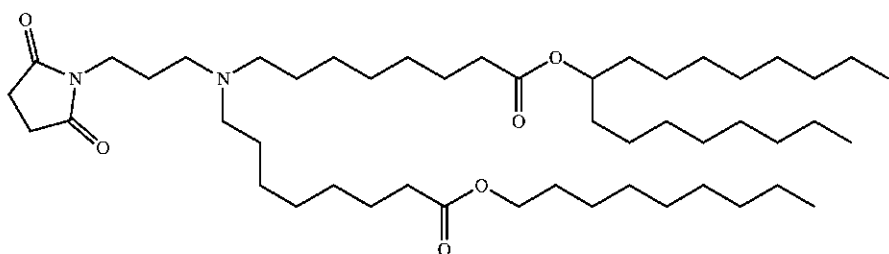
(Compound 173)



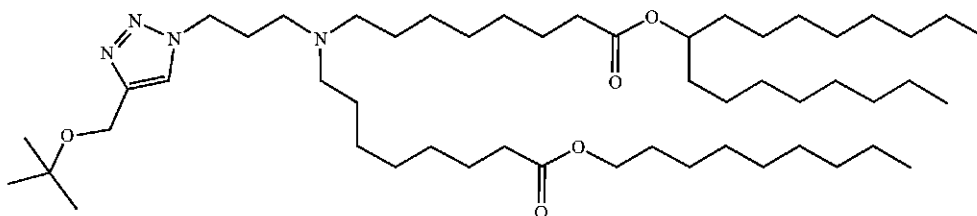
(Compound 174)



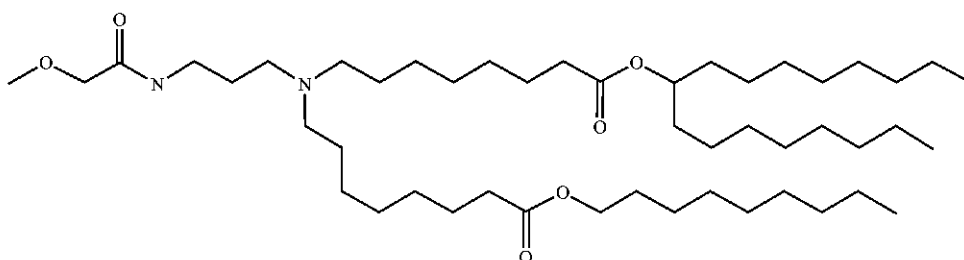
(Compound 175)



(Compound 176)

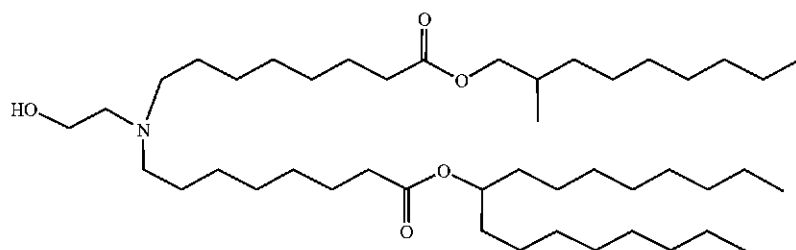
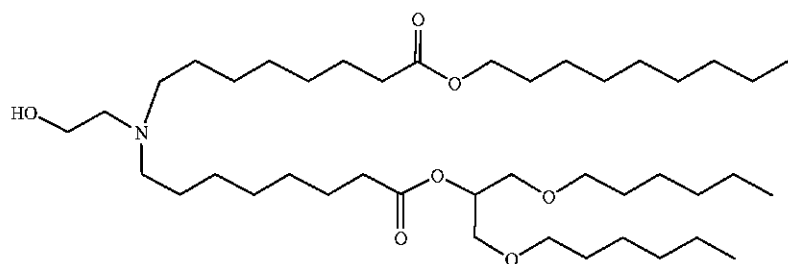
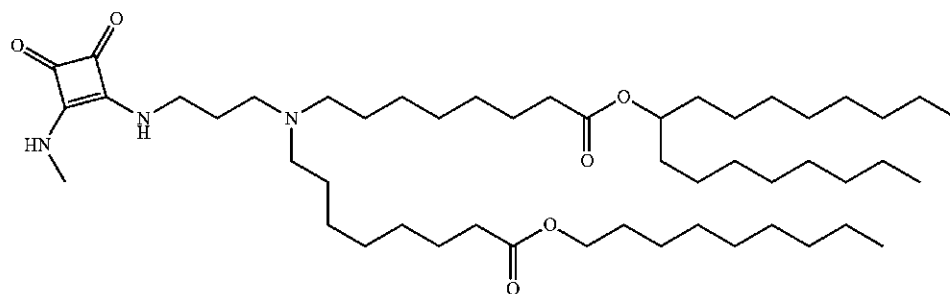
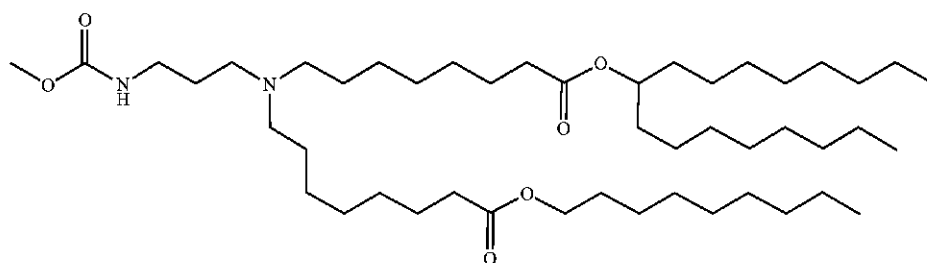
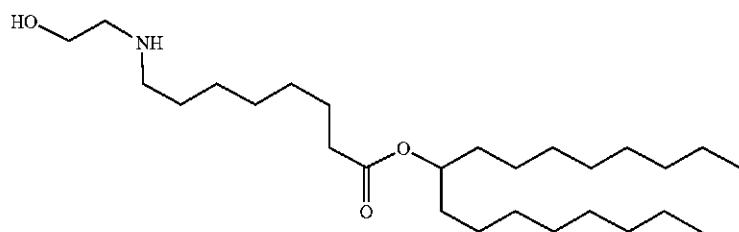
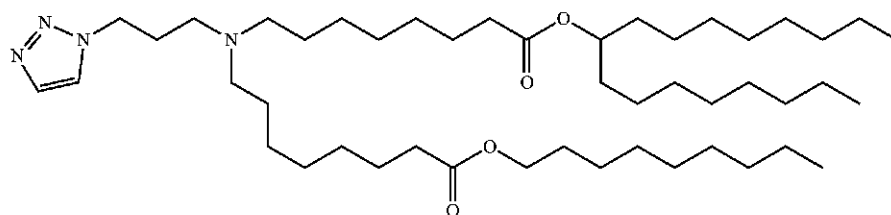


(Compound 177)



(Compound 178)

-continued

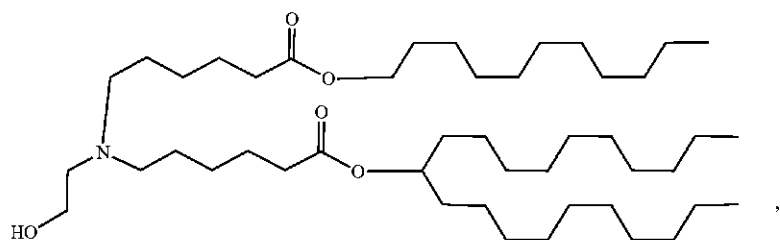


165

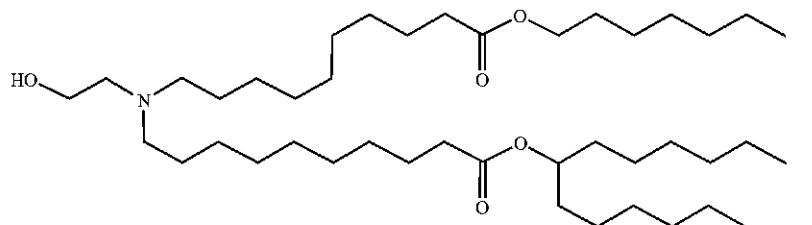
-continued

166

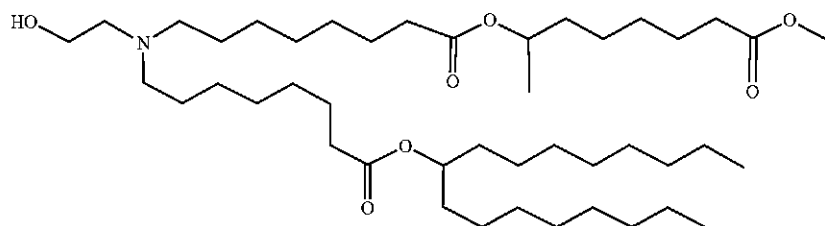
(Compound 185)



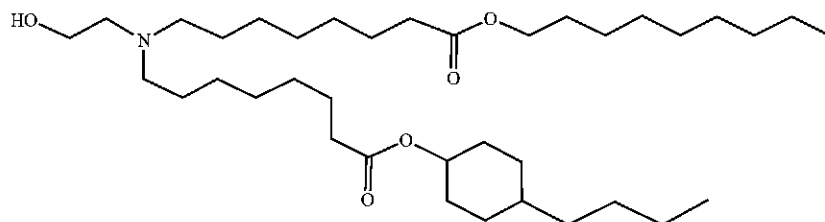
(Compound 186)



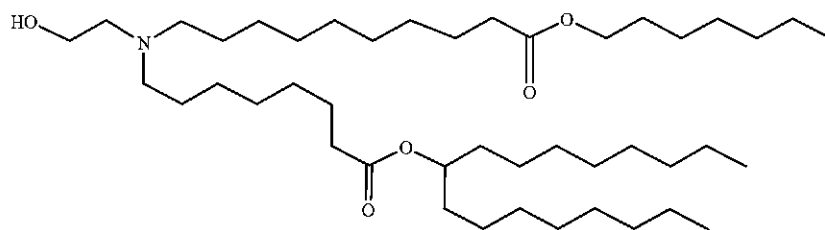
(Compound 187)



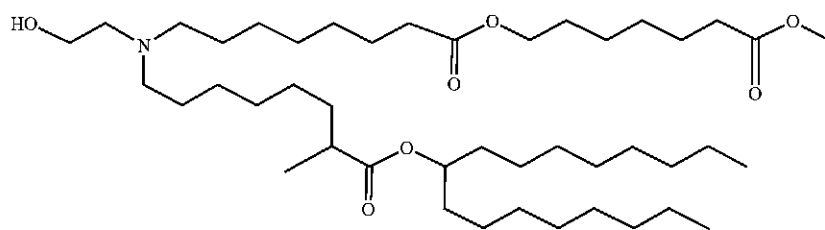
(Compound 188)



(Compound 189)



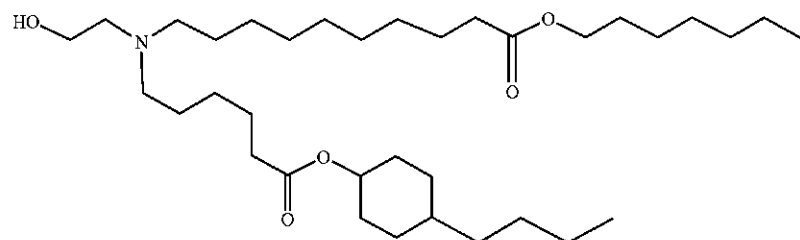
(Compound 190)



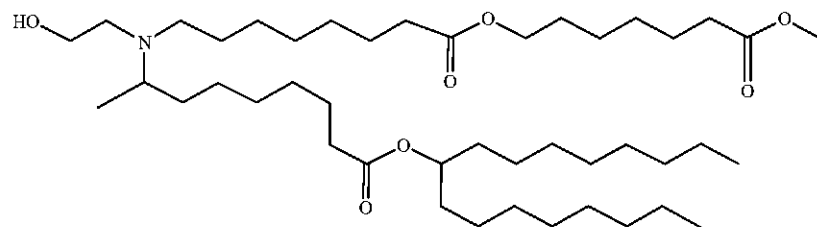
167

168

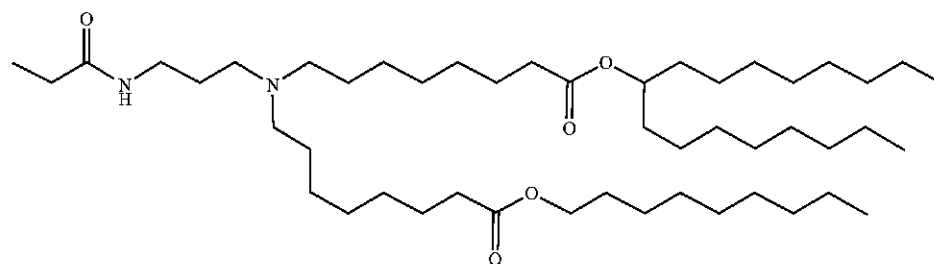
-continued



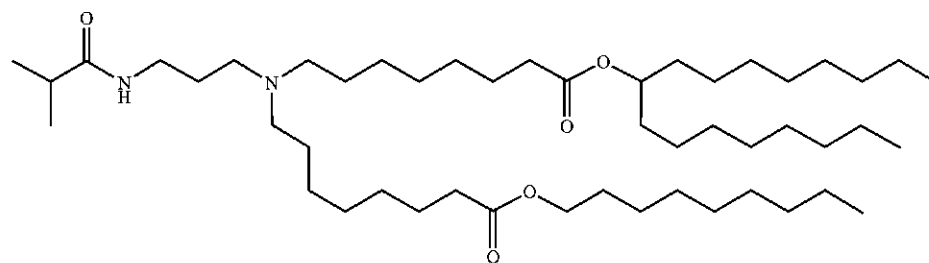
(Compound 191)



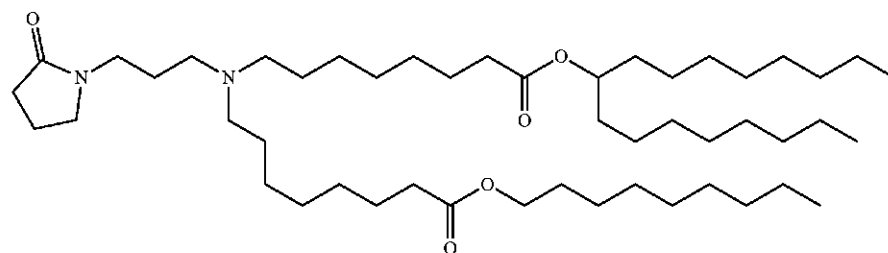
(Compound 192)



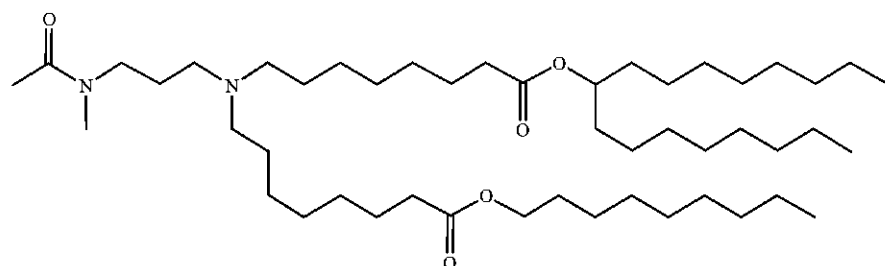
(Compound 193)



(Compound 194)



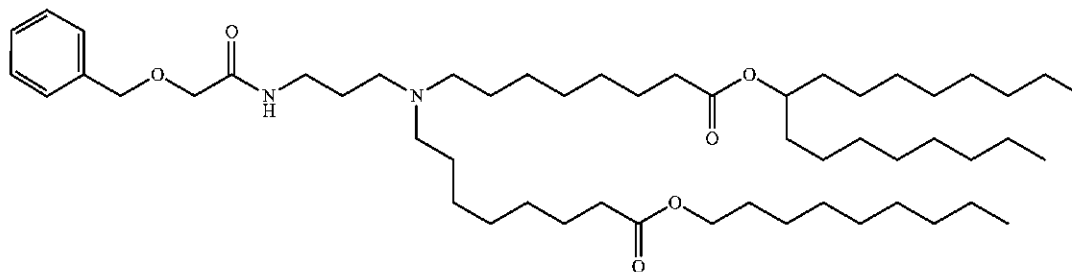
(Compound 195)



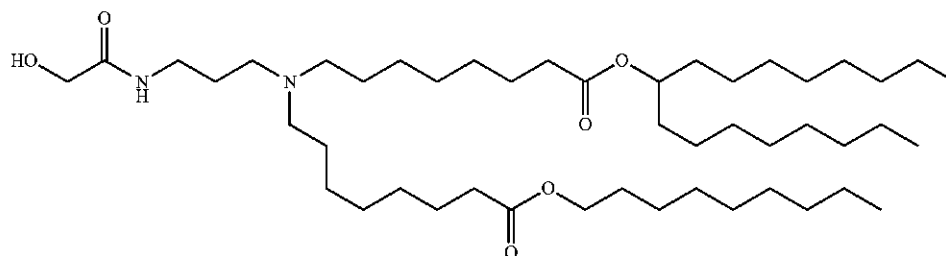
(Compound 196)

-continued

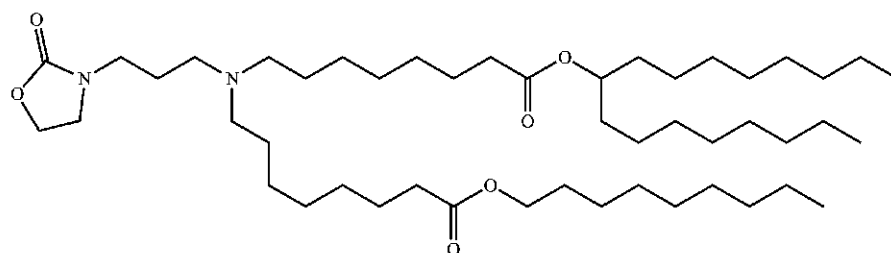
(Compound 197)



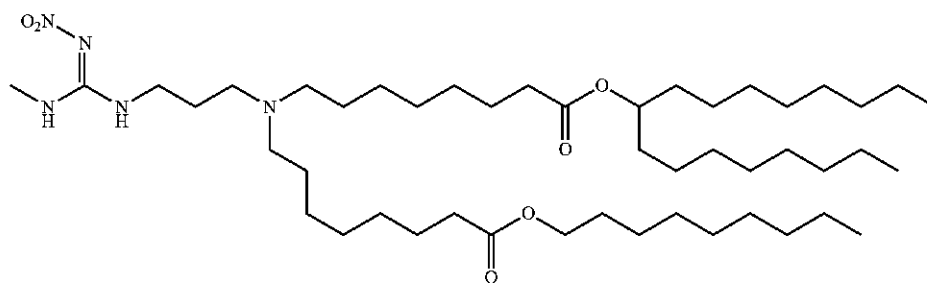
(Compound 198)



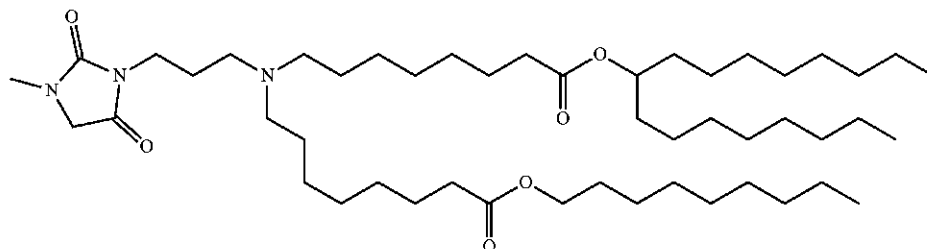
(Compound 199)



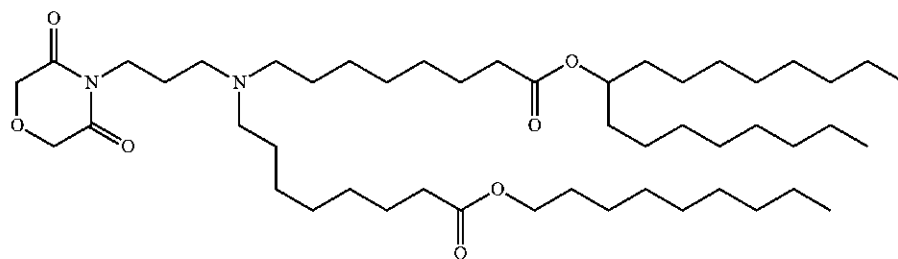
(Compound 200)



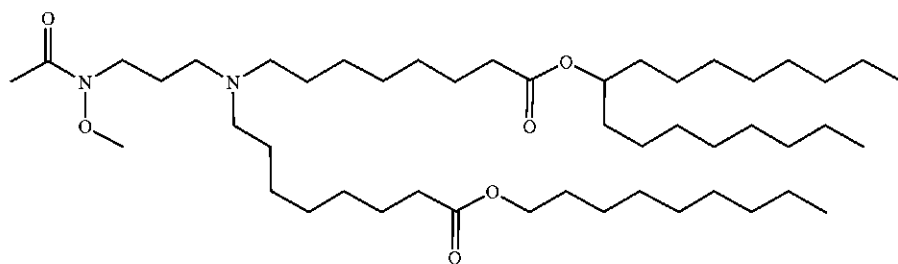
(Compound 201)



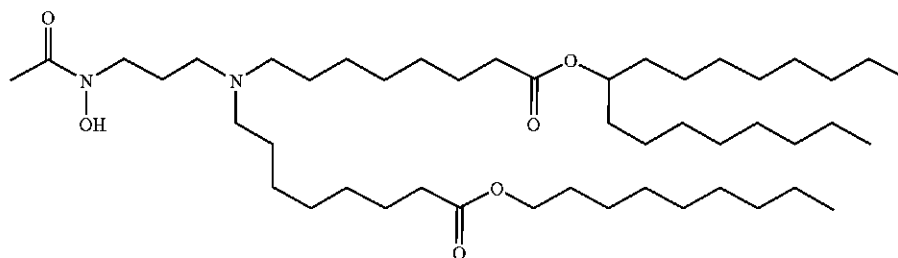
(Compound 202)



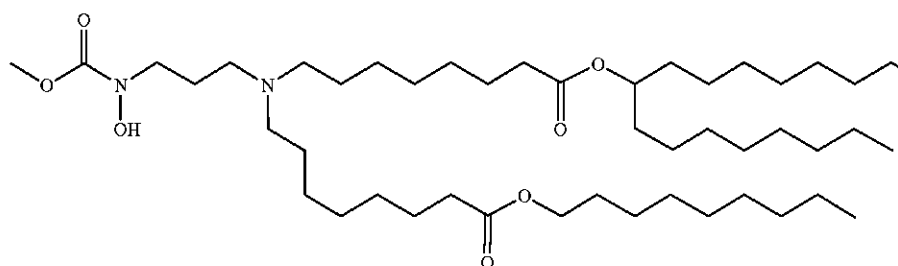
-continued



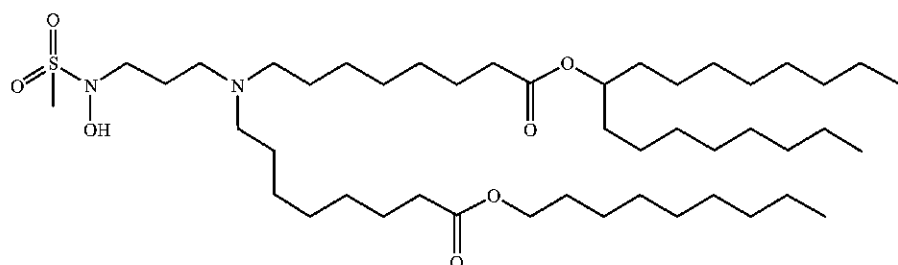
(Compound 203)



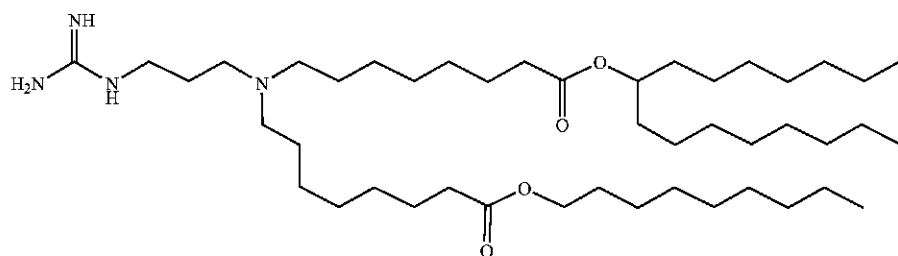
(Compound 204)



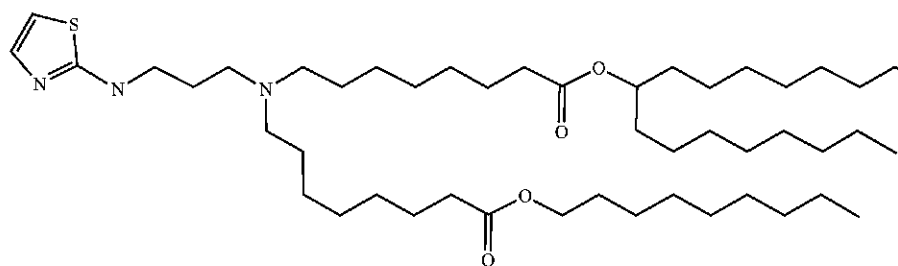
(Compound 205)



(Compound 206)

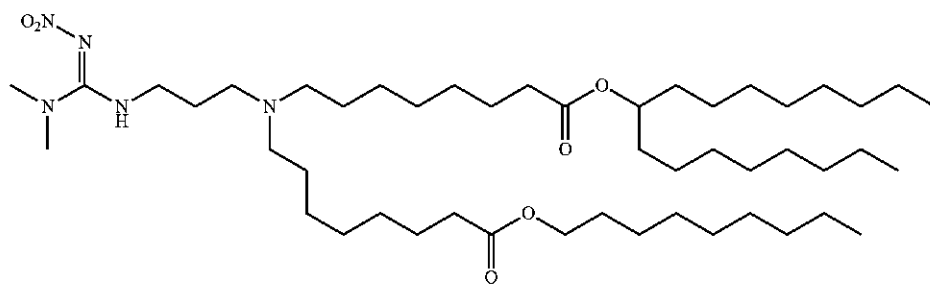


(Compound 207)

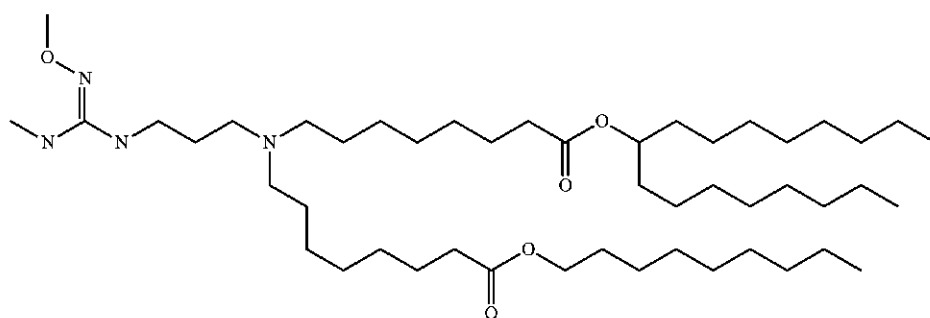


(Compound 208)

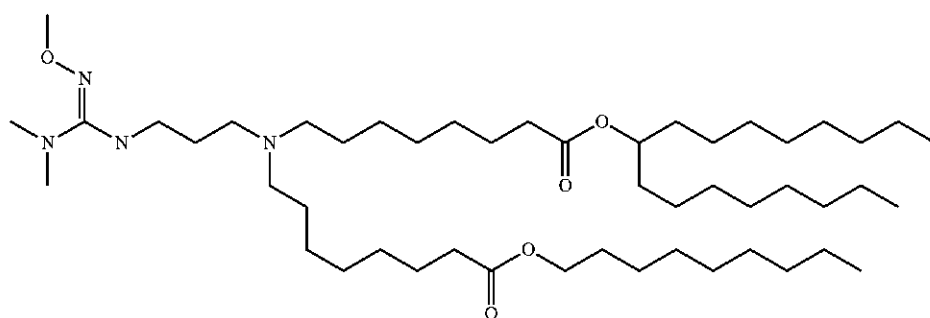
-continued



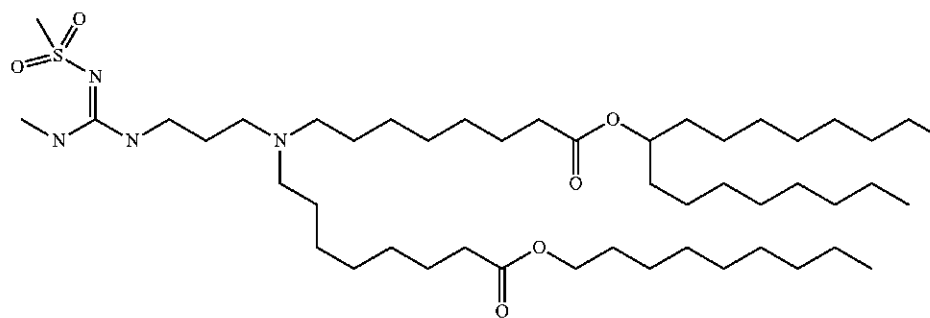
(Compound 209)



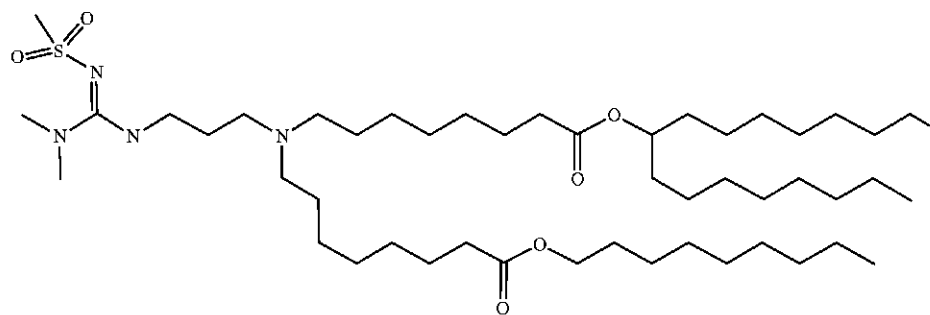
(Compound 210)



(Compound 211)

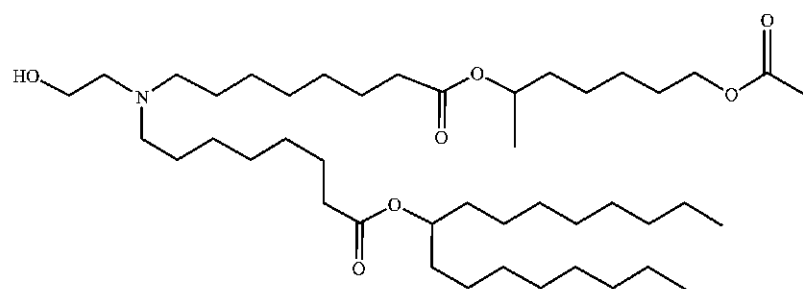


(Compound 212)

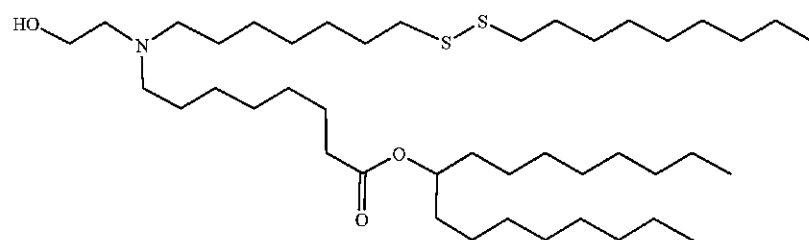


(Compound 213)

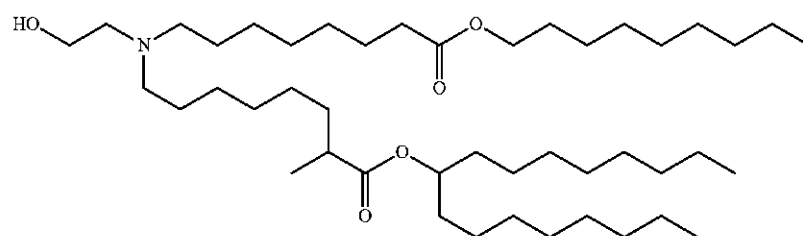
-continued



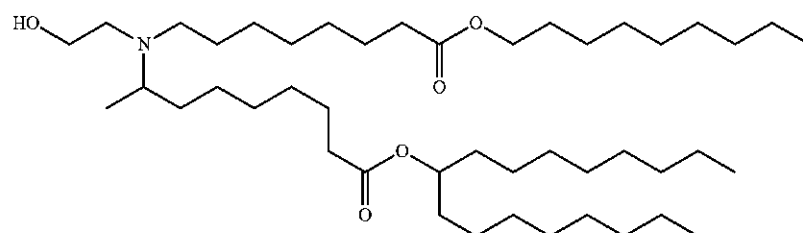
(Compound 214)



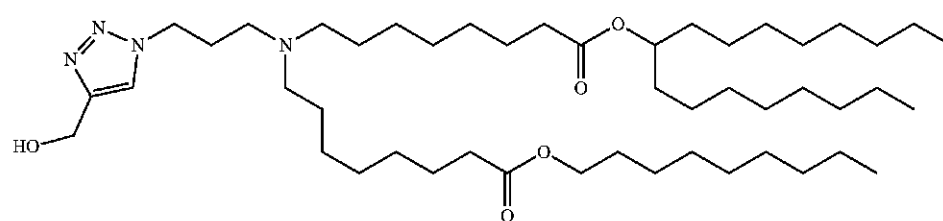
(Compound 215)



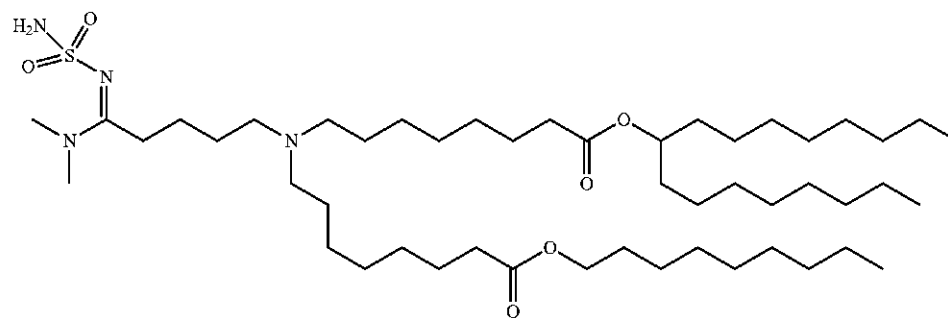
(Compound 216)



(Compound 217)



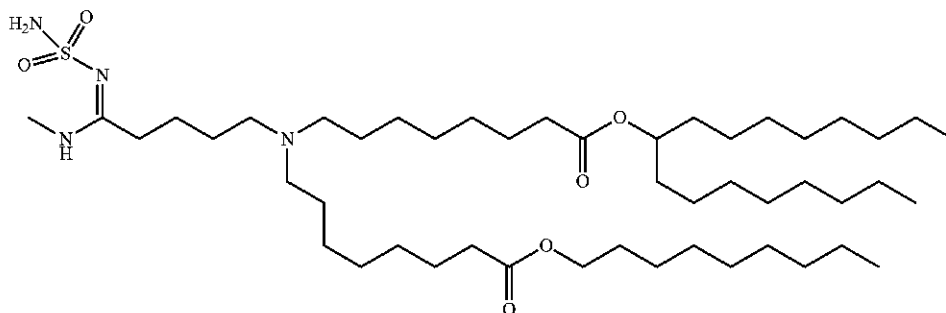
(Compound 218)



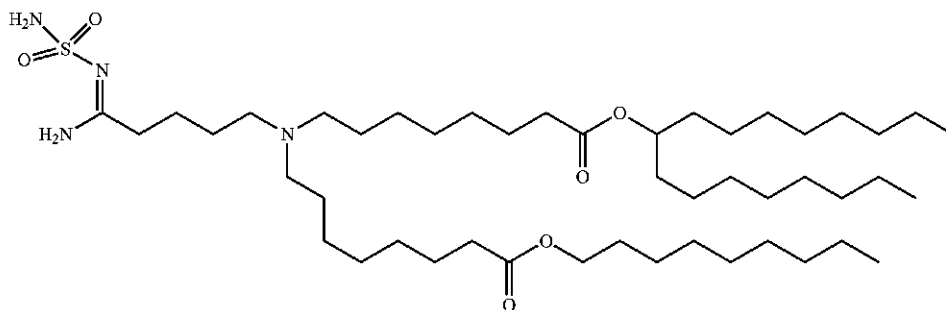
(Compound 219)

-continued

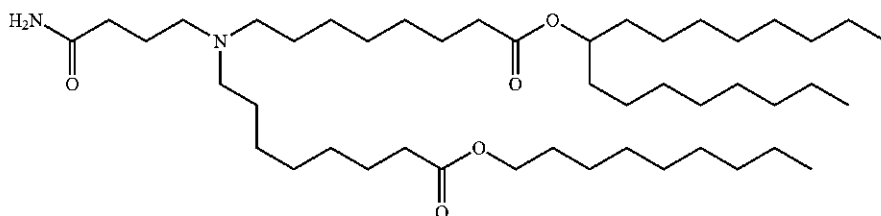
(Compound 220)



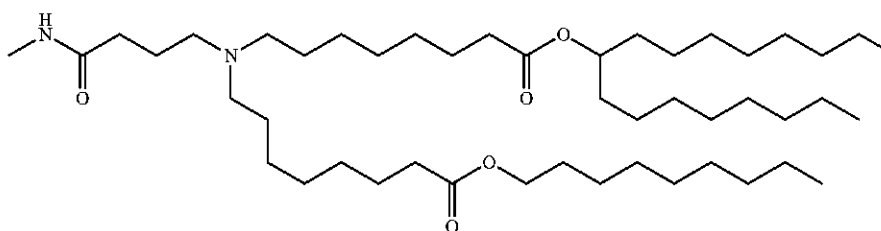
(Compound 221)



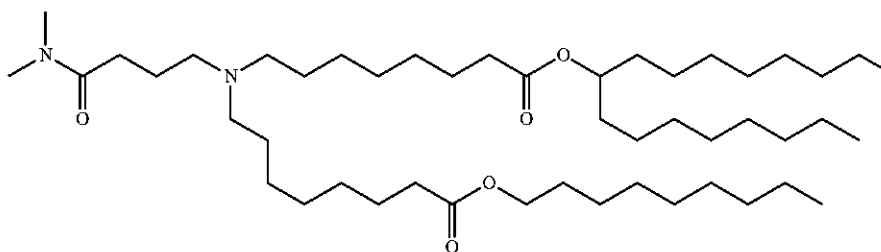
(Compound 222)



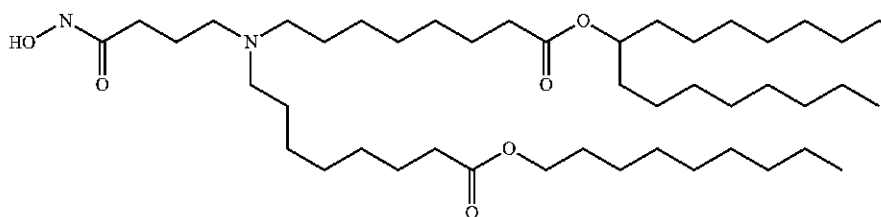
(Compound 223)



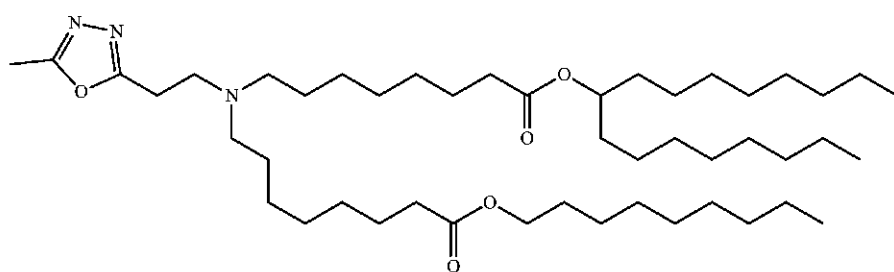
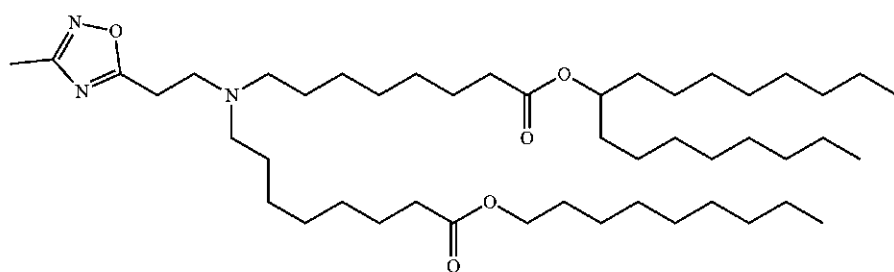
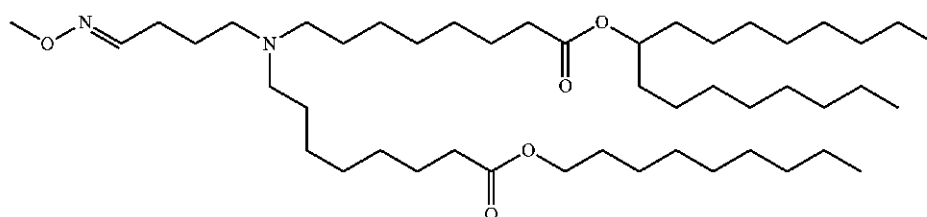
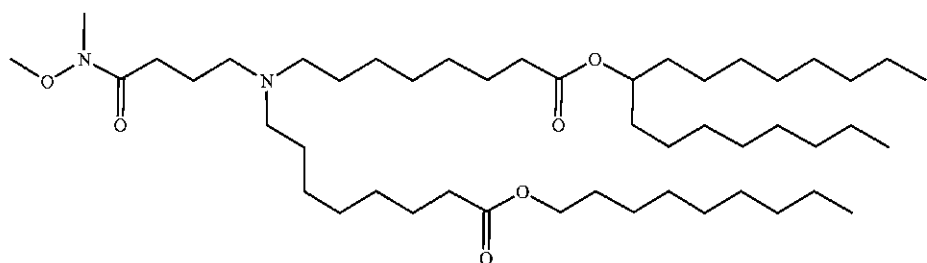
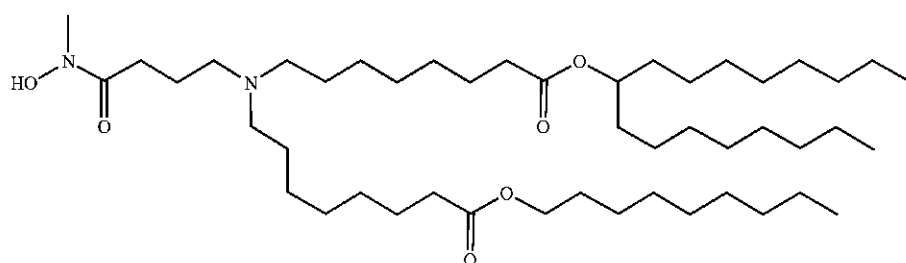
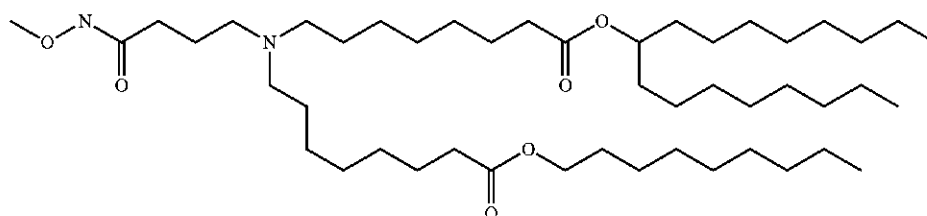
(Compound 224)



(Compound 225)



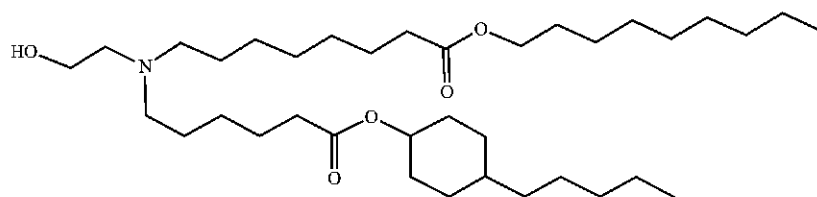
-continued



181

182

-continued

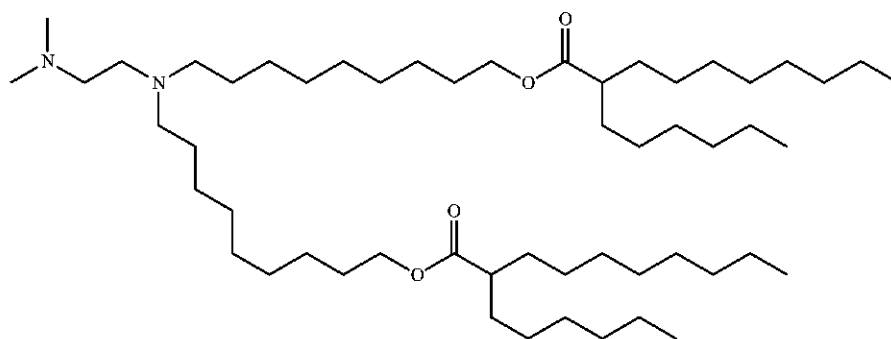


(Compound 232)

and salts and isomers thereof.

In some embodiments, a nanoparticle comprises the following compound:

ing the cell with a nanoparticle composition including (i) a lipid component including a phospholipid (such as a polyunsaturated lipid), a PEG lipid, a structural lipid, and a



(Compound 233)

or salts and isomers thereof.

In some embodiments, the disclosure features a nanoparticle composition including a lipid component comprising a compound as described herein (e.g., a compound according to Formula (I), (IA), (II), (IIa), (IIb), (IIc), (IId) or (IIe)).

In some embodiments, the disclosure features a pharmaceutical composition comprising a nanoparticle composition according to the preceding embodiments and a pharmaceutically acceptable carrier. For example, the pharmaceutical composition is refrigerated or frozen for storage and/or shipment (e.g., being stored at a temperature of 4° C. or lower, such as a temperature between about -150° C. and about 0° C. or between about -80° C. and about -20° C. (e.g., about -5° C., -10° C., -15° C., -20° C., -25° C., -30° C., -40° C., -50° C., -60° C., -70° C., -80° C., -90° C., -130° C. or -150° C.)). For example, the pharmaceutical composition is a solution that is refrigerated for storage and/or shipment at, for example, about -20° C., -30° C., -40° C., -50° C., -60° C., -70° C., or -80° C.

In some embodiments, the disclosure provides a method of delivering a therapeutic and/or prophylactic (e.g., RNA, such as mRNA) to a cell (e.g., a mammalian cell). This method includes the step of administering to a subject (e.g., a mammal, such as a human) a nanoparticle composition including (i) a lipid component including a phospholipid (such as a polyunsaturated lipid), a PEG lipid, a structural lipid, and a compound of Formula (I), (IA), (II), (IIa), (IIb), (IIc), (IId) or (IIe) and (ii) a therapeutic and/or prophylactic, in which administering involves contacting the cell with the nanoparticle composition, whereby the therapeutic and/or prophylactic is delivered to the cell.

In some embodiments, the disclosure provides a method of producing a polypeptide of interest in a cell (e.g., a mammalian cell). The method includes the step of contact-

compound of Formula (I), (IA), (II), (IIa), (IIb), (IIc), (IId) or (IIe) and (ii) an mRNA encoding the polypeptide of interest, whereby the mRNA is capable of being translated in the cell to produce the polypeptide.

In some embodiments, the disclosure provides a method of treating a disease or disorder in a mammal (e.g., a human) in need thereof. The method includes the step of administering to the mammal a therapeutically effective amount of a nanoparticle composition including (i) a lipid component including a phospholipid (such as a polyunsaturated lipid), a PEG lipid, a structural lipid, and a compound of Formula (I), (IA), (II), (IIa), (IIb), (IIc), (IId) or (IIe) and (ii) a therapeutic and/or prophylactic (e.g., an mRNA).

In some embodiments, the disease or disorder is characterized by dysfunctional or aberrant protein or polypeptide activity. For example, the disease or disorder is selected from the group consisting of rare diseases, infectious diseases, cancer and proliferative diseases, genetic diseases (e.g., cystic fibrosis), autoimmune diseases, diabetes, neurodegenerative diseases, cardio- and reno-vascular diseases, and metabolic diseases.

In some embodiments, the disclosure provides a method of delivering (e.g., specifically delivering) a therapeutic and/or prophylactic to a mammalian organ (e.g., a liver, spleen, lung, or femur). This method includes the step of administering to a subject (e.g., a mammal) a nanoparticle composition including (i) a lipid component including a phospholipid, a PEG lipid, a structural lipid, and a compound of Formula (I), (IA), (II), (IIa), (IIb), (IIc), (IId) or (IIe) and (ii) a therapeutic and/or prophylactic (e.g., an mRNA), in which administering involves contacting the cell with the nanoparticle composition, whereby the therapeutic and/or prophylactic is delivered to the target organ (e.g., a liver, spleen, lung, or femur).

In some embodiments, the disclosure features a method for the enhanced delivery of a therapeutic and/or prophylactic (e.g., an mRNA) to a target tissue (e.g., a liver, spleen, lung, or femur). This method includes administering to a subject (e.g., a mammal) a nanoparticle composition, the composition including (i) a lipid component including a compound of Formula (I), (IA), (II), (IIa), (IIb), (IIc), (IId) or (IIe), a phospholipid, a structural lipid, and a PEG lipid; and (ii) a therapeutic and/or prophylactic, the administering including contacting the target tissue with the nanoparticle composition, whereby the therapeutic and/or prophylactic is delivered to the target tissue.

In some embodiments, the disclosure features a method of lowering immunogenicity comprising introducing the nanoparticle composition of the disclosure into cells, wherein the nanoparticle composition reduces the induction of the cellular immune response of the cells to the nanoparticle composition, as compared to the induction of the cellular immune response in cells induced by a reference composition which comprises a reference lipid instead of a compound of Formula (I), (IA), (II), (IIa), (IIb), (IIc), (IId) or (IIe). For example, the cellular immune response is an innate immune response, an adaptive immune response, or both.

The disclosure also includes methods of synthesizing a compound of Formula (I), (IA), (II), (IIa), (IIb), (IIc), (IId) or (IIe) and methods of making a nanoparticle composition including a lipid component comprising the compound of Formula (I), (IA), (II), (IIa), (IIb), (IIc), (IId) or (IIe).

Modes of Vaccine Administration

Respiratory virus RNA (e.g. mRNA) vaccines may be administered by any route which results in a therapeutically effective outcome. These include, but are not limited, to intradermal, intramuscular, and/or subcutaneous administration. The present disclosure provides methods comprising administering RNA (e.g., mRNA) vaccines to a subject in need thereof. The exact amount required will vary from subject to subject, depending on the species, age, and general condition of the subject, the severity of the disease, the particular composition, its mode of administration, its mode of activity, and the like. Respiratory virus RNA (e.g., mRNA) vaccines compositions are typically formulated in dosage unit form for ease of administration and uniformity of dosage. It will be understood, however, that the total daily usage of RNA (e.g., mRNA) vaccine compositions may be decided by the attending physician within the scope of sound medical judgment. The specific therapeutically effective, prophylactically effective, or appropriate imaging dose level for any particular patient will depend upon a variety of factors including the disorder being treated and the severity of the disorder; the activity of the specific compound employed; the specific composition employed; the age, body weight, general health, sex and diet of the patient; the time of administration, route of administration, and rate of excretion of the specific compound employed; the duration of the treatment; drugs used in combination or coincidental with the specific compound employed; and like factors well known in the medical arts.

In some embodiments, respiratory virus RNA (e.g. mRNA) vaccines compositions may be administered at dosage levels sufficient to deliver 0.0001 mg/kg to 100 mg/kg, 0.001 mg/kg to 0.05 mg/kg, 0.005 mg/kg to 0.05 mg/kg, 0.001 mg/kg to 0.005 mg/kg, 0.05 mg/kg to 0.5 mg/kg, 0.01 mg/kg to 50 mg/kg, 0.1 mg/kg to 40 mg/kg, 0.5 mg/kg to 30 mg/kg, 0.01 mg/kg to 10 mg/kg, 0.1 mg/kg to 10 mg/kg, or 1 mg/kg to 25 mg/kg, of subject body weight per day, one or more times a day, per week, per month, etc. to obtain the desired therapeutic, diagnostic, prophylactic, or

imaging effect (see, e.g., the range of unit doses described in International Publication No WO2013078199, the contents of which are herein incorporated by reference in their entirety). The desired dosage may be delivered three times a day, two times a day, once a day, every other day, every third day, every week, every two weeks, every three weeks, every four weeks, every 2 months, every three months, every 6 months, etc. In some embodiments, the desired dosage may be delivered using multiple administrations (e.g., two, three, four, five, six, seven, eight, nine, ten, eleven, twelve, thirteen, fourteen, or more administrations). When multiple administrations are employed, split dosing regimens such as those described herein may be used. In exemplary embodiments, respiratory virus RNA (e.g., mRNA) vaccines compositions may be administered at dosage levels sufficient to deliver 0.0005 mg/kg to 0.01 mg/kg, e.g., about 0.0005 mg/kg to about 0.0075 mg/kg, e.g., about 0.0005 mg/kg, about 0.001 mg/kg, about 0.002 mg/kg, about 0.003 mg/kg, about 0.004 mg/kg or about 0.005 mg/kg.

In some embodiments, respiratory virus RNA (e.g., mRNA) vaccine compositions may be administered once or twice (or more) at dosage levels sufficient to deliver 0.025 mg/kg to 0.250 mg/kg, 0.025 mg/kg to 0.500 mg/kg, 0.025 mg/kg to 0.750 mg/kg, or 0.025 mg/kg to 1.0 mg/kg.

In some embodiments, respiratory virus RNA (e.g., mRNA) vaccine compositions may be administered twice (e.g., Day 0 and Day 7, Day 0 and Day 14, Day 0 and Day 21, Day 0 and Day 28, Day 0 and Day 60, Day 0 and Day 90, Day 0 and Day 120, Day 0 and Day 150, Day 0 and Day 180, Day 0 and 3 months later, Day 0 and 6 months later, Day 0 and 9 months later, Day 0 and 12 months later, Day 0 and 18 months later, Day 0 and 2 years later, Day 0 and 5 years later, or Day 0 and 10 years later) at a total dose of or at dosage levels sufficient to deliver a total dose of 0.0100 mg, 0.025 mg, 0.050 mg, 0.075 mg, 0.100 mg, 0.125 mg, 0.150 mg, 0.175 mg, 0.200 mg, 0.225 mg, 0.250 mg, 0.275 mg, 0.300 mg, 0.325 mg, 0.350 mg, 0.375 mg, 0.400 mg, 0.425 mg, 0.450 mg, 0.475 mg, 0.500 mg, 0.525 mg, 0.550 mg, 0.575 mg, 0.600 mg, 0.625 mg, 0.650 mg, 0.675 mg, 0.700 mg, 0.725 mg, 0.750 mg, 0.775 mg, 0.800 mg, 0.825 mg, 0.850 mg, 0.875 mg, 0.900 mg, 0.925 mg, 0.950 mg, 0.975 mg, or 1.0 mg. Higher and lower dosages and frequency of administration are encompassed by the present disclosure. For example, a respiratory virus RNA (e.g., mRNA) vaccine composition may be administered three or four times.

In some embodiments, respiratory virus RNA (e.g., mRNA) vaccine compositions may be administered twice (e.g., Day 0 and Day 7, Day 0 and Day 14, Day 0 and Day 21, Day 0 and Day 28, Day 0 and Day 60, Day 0 and Day 90, Day 0 and Day 120, Day 0 and Day 150, Day 0 and Day 180, Day 0 and 3 months later, Day 0 and 6 months later, Day 0 and 9 months later, Day 0 and 12 months later, Day 0 and 18 months later, Day 0 and 2 years later, Day 0 and 5 years later, or Day 0 and 10 years later) at a total dose of or at dosage levels sufficient to deliver a total dose of 0.010 mg, 0.025 mg, 0.100 mg or 0.400 mg.

In some embodiments, the respiratory virus RNA (e.g., mRNA) vaccine for use in a method of vaccinating a subject is administered to the subject as a single dosage of between 10 μ g/kg and 400 μ g/kg of the nucleic acid vaccine (in an effective amount to vaccinate the subject). In some embodiments the RNA (e.g., mRNA) vaccine for use in a method of vaccinating a subject is administered to the subject as a single dosage of between 10 μ g and 400 μ g of the nucleic acid vaccine (in an effective amount to vaccinate the subject). In some embodiments, a respiratory virus RNA (e.g.,

mRNA) vaccine for use in a method of vaccinating a subject is administered to the subject as a single dosage of 25-1000 μ g (e.g., a single dosage of mRNA encoding hMPV, PIV3, RSV, MeV and/or BetaCoV antigen). In some embodiments, a respiratory virus RNA (e.g., mRNA) vaccine is administered to the subject as a single dosage of 25, 50, 100, 150, 200, 250, 300, 350, 400, 450, 500, 550, 600, 650, 700, 750, 800, 850, 900, 950 or 1000 μ g. For example, a respiratory virus RNA (e.g., mRNA) vaccine may be administered to a subject as a single dose of 25-100, 25-500, 50-100, 50-500, 50-1000, 100-500, 100-1000, 250-500, 250-1000, or 500-1000 μ g. In some embodiments, a respiratory virus RNA (e.g., mRNA) vaccine for use in a method of vaccinating a subject is administered to the subject as two dosages, the combination of which equals 25-1000 μ g of the respiratory virus RNA (e.g., mRNA) vaccine.

A respiratory virus RNA (e.g. mRNA) vaccine pharmaceutical composition described herein can be formulated into a dosage form described herein, such as an intranasal, intratracheal, or injectable (e.g., intravenous, intraocular, intravitreal, intramuscular, intradermal, intracardiac, intraperitoneal, and subcutaneous).

Respiratory Virus RNA (e.g., mRNA) Vaccine Formulations and Methods of Use

Some aspects of the present disclosure provide formulations of the respiratory virus RNA (e.g., mRNA) vaccine, wherein the RNA (e.g., mRNA) vaccine is formulated in an effective amount to produce an antigen specific immune response in a subject (e.g., production of antibodies specific to an hMPV, PIV3, RSV, MeV and/or BetaCoV antigenic polypeptide). "An effective amount" is a dose of an RNA (e.g., mRNA) vaccine effective to produce an antigen-specific immune response. Also provided herein are methods of inducing an antigen-specific immune response in a subject.

In some embodiments, the antigen-specific immune response is characterized by measuring an anti-hMPV, anti-PIV3, anti-RSV, anti-MeV and/or anti-BetaCoV antigenic polypeptide antibody titer produced in a subject administered a respiratory virus RNA (e.g., mRNA) vaccine as provided herein. An antibody titer is a measurement of the amount of antibodies within a subject, for example, antibodies that are specific to a particular antigen (e.g., an anti-hMPV, anti-PIV3, anti-RSV, anti-MeV and/or anti-BetaCoV antigenic polypeptide) or epitope of an antigen. Antibody titer is typically expressed as the inverse of the greatest dilution that provides a positive result. Enzyme-linked immunosorbent assay (ELISA) is a common assay for determining antibody titers, for example.

In some embodiments, an antibody titer is used to assess whether a subject has had an infection or to determine whether immunizations are required. In some embodiments, an antibody titer is used to determine the strength of an autoimmune response, to determine whether a booster immunization is needed, to determine whether a previous vaccine was effective, and to identify any recent or prior infections. In accordance with the present disclosure, an antibody titer may be used to determine the strength of an immune response induced in a subject by the respiratory virus RNA (e.g., mRNA) vaccine.

In some embodiments, an anti-antigenic polypeptide (e.g., an anti-hMPV, anti-PIV3, anti-RSV, anti-MeV and/or anti-BetaCoV antigenic polypeptide) antibody titer produced in a subject is increased by at least 1 log relative to a control. For example, anti-antigenic polypeptide antibody titer produced in a subject may be increased by at least 1.5, at least 2, at least 2.5, or at least 3 log relative to a control. In some

embodiments, the anti-antigenic polypeptide antibody titer produced in the subject is increased by 1, 1.5, 2, 2.5 or 3 log relative to a control. In some embodiments, the anti-antigenic polypeptide antibody titer produced in the subject is increased by 1-3 log relative to a control. For example, the anti-antigenic polypeptide antibody titer produced in a subject may be increased by 1-1.5, 1-2, 1-2.5, 1-3, 1.5-2, 1.5-2.5, 1.5-3, 2-2.5, 2-3, or 2.5-3 log relative to a control.

In some embodiments, the anti-antigenic polypeptide (e.g., an anti-hMPV, anti-PIV3, anti-RSV, anti-MeV and/or anti-BetaCoV antigenic polypeptide) antibody titer produced in a subject is increased at least 2 times relative to a control. For example, the anti-antigenic polypeptide antibody titer produced in a subject may be increased at least 3 times, at least 4 times, at least 5 times, at least 6 times, at least 7 times, at least 8 times, at least 9 times, or at least 10 times relative to a control. In some embodiments, the anti-antigenic polypeptide antibody titer produced in the subject is increased 2, 3, 4, 5, 6, 7, 8, 9, or 10 times relative to a control. In some embodiments, the anti-antigenic polypeptide antibody titer produced in a subject is increased 2-10 times relative to a control. For example, the anti-antigenic polypeptide antibody titer produced in a subject may be increased 2-10, 2-9, 2-8, 2-7, 2-6, 2-5, 2-4, 2-3, 3-10, 3-9, 3-8, 3-7, 3-6, 3-5, 3-4, 4-10, 4-9, 4-8, 4-7, 4-6, 4-5, 5-10, 5-9, 5-8, 5-7, 5-6, 6-10, 6-9, 6-8, 6-7, 7-10, 7-9, 7-8, 8-10, 8-9, or 9-10 times relative to a control.

A control, in some embodiments, is the anti-antigenic polypeptide (e.g., an anti-hMPV, anti-PIV3, anti-RSV, anti-MeV and/or anti-BetaCoV antigenic polypeptide) antibody titer produced in a subject who has not been administered a respiratory virus RNA (e.g., mRNA) vaccine of the present disclosure. In some embodiments, a control is an anti-antigenic polypeptide (e.g., an anti-hMPV, anti-PIV3, anti-RSV, anti-MeV and/or anti-BetaCoV antigenic polypeptide) antibody titer produced in a subject who has been administered a live attenuated hMPV, PIV3, RSV, MeV and/or BetaCoV vaccine. An attenuated vaccine is a vaccine produced by reducing the virulence of a viable (live). An attenuated virus is altered in a manner that renders it harmless or less virulent relative to live, unmodified virus. In some embodiments, a control is an anti-antigenic polypeptide (e.g., an anti-hMPV, anti-PIV3, anti-RSV, anti-MeV and/or anti-BetaCoV antigenic polypeptide) antibody titer produced in a subject administered inactivated hMPV, PIV3, RSV, MeV and/or BetaCoV vaccine. In some embodiments, a control is an anti-antigenic polypeptide (e.g., an anti-hMPV, anti-PIV3, anti-RSV, anti-MeV and/or anti-BetaCoV antigenic polypeptide) antibody titer produced in a subject administered a recombinant or purified hMPV, PIV3, RSV, MeV and/or BetaCoV protein vaccine. Recombinant protein vaccines typically include protein antigens that either have been produced in a heterologous expression system (e.g., bacteria or yeast) or purified from large amounts of the pathogenic organism. In some embodiments, a control is an anti-antigenic polypeptide (e.g., an anti-hMPV, anti-PIV3, anti-RSV, anti-MeV and/or anti-BetaCoV antigenic polypeptide) antibody titer produced in a subject who has been administered an hMPV, PIV3, RSV, MeV and/or BetaCoV virus-like particle (VLP) vaccine. For example, an hMPV VLP vaccine used as a control may be a hMPV VLPs, comprising (or consisting of) viral matrix (M) and fusion (F) proteins, generated by expressing viral proteins in suspension-adapted human embryonic kidney epithelial (293-F) cells (see, e.g., Cox R G et al., *J Virol.* 2014 June; 88(11): 6368-6379, the contents of which are herein incorporated by reference).

In some embodiments, an effective amount of a respiratory virus RNA (e.g., mRNA) vaccine is a dose that is reduced compared to the standard of care dose of a recombinant hMPV, PIV3, RSV, MeV and/or BetaCoV protein vaccine. A "standard of care," as provided herein, refers to a medical or psychological treatment guideline and can be general or specific. "Standard of care" specifies appropriate treatment based on scientific evidence and collaboration between medical professionals involved in the treatment of a given condition. It is the diagnostic and treatment process that a physician/clinician should follow for a certain type of patient, illness or clinical circumstance. A "standard of care dose," as provided herein, refers to the dose of a recombinant or purified hMPV, PIV3, RSV, MeV and/or BetaCoV protein vaccine, or a live attenuated or inactivated hMPV, PIV3, RSV, MeV and/or BetaCoV vaccine, that a physician/clinician or other medical professional would administer to a subject to treat or prevent hMPV, PIV3, RSV, MeV and/or BetaCoV, or a hMPV-, PIV3-, RSV-, MeV- and/or BetaCoV-related condition, while following the standard of care guideline for treating or preventing hMPV, PIV3, RSV, MeV and/or BetaCoV, or a hMPV-, PIV3-, RSV-, MeV- and/or BetaCoV-related condition.

In some embodiments, the anti-antigenic polypeptide (e.g., an anti-hMPV, anti-PIV3, anti-RSV, anti-MeV and/or anti-BetaCoV antigenic polypeptide) antibody titer produced in a subject administered an effective amount of a respiratory virus RNA (e.g., mRNA) vaccine is equivalent to an anti-antigenic polypeptide (e.g., an anti-hMPV, anti-PIV3, anti-RSV, anti-MeV and/or anti-BetaCoV antigenic polypeptide) antibody titer produced in a control subject administered a standard of care dose of a recombinant or purified hMPV, PIV3, RSV, MeV and/or BetaCoV protein vaccine or a live attenuated or inactivated hMPV, PIV3, RSV, MeV and/or BetaCoV vaccine.

In some embodiments, an effective amount of a respiratory virus RNA (e.g., mRNA) vaccine is a dose equivalent to an at least 2-fold reduction in a standard of care dose of a recombinant or purified hMPV, PIV3, RSV, MeV and/or BetaCoV protein vaccine. For example, an effective amount of a respiratory virus RNA (e.g., mRNA) vaccine may be a dose equivalent to an at least 3-fold, at least 4-fold, at least 5-fold, at least 6-fold, at least 7-fold, at least 8-fold, at least 9-fold, or at least 10-fold reduction in a standard of care dose of a recombinant or purified hMPV, PIV3, RSV, MeV and/or BetaCoV protein vaccine. In some embodiments, an effective amount of a respiratory virus RNA (e.g., mRNA) vaccine is a dose equivalent to an at least 100-fold, at least 500-fold, or at least 1000-fold reduction in a standard of care dose of a recombinant or purified hMPV, PIV3, RSV, MeV and/or BetaCoV protein vaccine. In some embodiments, an effective amount of a respiratory virus RNA (e.g., mRNA) vaccine is a dose equivalent to a 2-, 3-, 4-, 5-, 6-, 7-, 8-, 9-, 10-, 20-, 50-, 100-, 250-, 500-, or 1000-fold reduction in a standard of care dose of a recombinant or purified hMPV, PIV3, RSV, MeV and/or BetaCoV protein vaccine. In some embodiments, the anti-antigenic polypeptide antibody titer produced in a subject administered an effective amount of a respiratory virus RNA (e.g., mRNA) vaccine is equivalent to an anti-antigenic polypeptide antibody titer produced in a control subject administered the standard of care dose of a recombinant or protein hMPV, PIV3, RSV, MeV and/or BetaCoV protein vaccine or a live attenuated or inactivated hMPV, PIV3, RSV, MeV and/or BetaCoV vaccine. In some embodiments, an effective amount of a respiratory virus RNA (e.g., mRNA) vaccine is a dose equivalent to a 2-fold to 1000-fold (e.g., 2-fold to

100-fold, 10-fold to 1000-fold) reduction in the standard of care dose of a recombinant or purified hMPV, PIV3, RSV, MeV and/or BetaCoV protein vaccine, wherein the anti-antigenic polypeptide antibody titer produced in the subject is equivalent to an anti-antigenic polypeptide antibody titer produced in a control subject administered the standard of care dose of a recombinant or purified hMPV, PIV3, RSV, MeV and/or BetaCoV protein vaccine or a live attenuated or inactivated hMPV, PIV3, RSV, MeV and/or BetaCoV vaccine.

In some embodiments, the effective amount of a respiratory virus RNA (e.g., mRNA) vaccine is a dose equivalent to a 2 to 1000-, 2 to 900-, 2 to 800-, 2 to 700-, 2 to 600-, 2 to 500-, 2 to 400-, 2 to 300-, 2 to 200-, 2 to 100-, 2 to 90-, 2 to 80-, 2 to 70-, 2 to 60-, 2 to 50-, 2 to 40-, 2 to 30-, 2 to 20-, 2 to 10-, 2 to 9-, 2 to 8-, 2 to 7-, 2 to 6-, 2 to 5-, 2 to 4-, 2 to 3-, 3 to 1000-, 3 to 900-, 3 to 800-, 3 to 700-, 3 to 600-, 3 to 500-, 3 to 400-, 3 to 3 to 00-, 3 to 200-, 3 to 100-, 3 to 90-, 3 to 80-, 3 to 70-, 3 to 60-, 3 to 50-, 3 to 40-, 3 to 30-, 3 to 20-, 3 to 10-, 3 to 9-, 3 to 8-, 3 to 7-, 3 to 6-, 3 to 5-, 3 to 4-, 4 to 1000-, 4 to 900-, 4 to 800-, 4 to 700-, 4 to 600-, 4 to 500-, 4 to 400-, 4 to 4 to 00-, 4 to 200-, 4 to 100-, 4 to 90-, 4 to 80-, 4 to 70-, 4 to 60-, 4 to 50-, 4 to 40-, 4 to 30-, 4 to 20-, 4 to 10-, 4 to 9-, 4 to 8-, 4 to 7-, 4 to 6-, 4 to 5-, 4 to 4-, 5 to 1000-, 5 to 900-, 5 to 800-, 5 to 700-, 5 to 600-, 5 to 500-, 5 to 400-, 5 to 300-, 5 to 200-, 5 to 100-, 5 to 90-, 5 to 80-, 5 to 70-, 5 to 60-, 5 to 50-, 5 to 40-, 5 to 30-, 5 to 20-, 5 to 10-, 5 to 9-, 5 to 8-, 5 to 7-, 5 to 6-, 6 to 1000-, 6 to 900-, 6 to 800-, 6 to 700-, 6 to 600-, 6 to 500-, 6 to 400-, 6 to 300-, 6 to 200-, 6 to 100-, 6 to 90-, 6 to 80-, 6 to 70-, 6 to 60-, 6 to 50-, 6 to 40-, 6 to 30-, 6 to 20-, 6 to 10-, 6 to 9-, 6 to 8-, 6 to 7-, 7 to 1000-, 7 to 900-, 7 to 800-, 7 to 700-, 7 to 600-, 7 to 500-, 7 to 400-, 7 to 300-, 7 to 200-, 7 to 100-, 7 to 90-, 7 to 80-, 7 to 70-, 7 to 60-, 7 to 50-, 7 to 40-, 7 to 30-, 7 to 20-, 7 to 10-, 7 to 9-, 7 to 8-, 8 to 1000-, 8 to 900-, 8 to 800-, 8 to 700-, 8 to 600-, 8 to 500-, 8 to 400-, 8 to 300-, 8 to 200-, 8 to 100-, 8 to 90-, 8 to 80-, 8 to 70-, 8 to 60-, 8 to 50-, 8 to 40-, 8 to 30-, 8 to 20-, 8 to 10-, 8 to 9-, 9 to 1000-, 9 to 900-, 9 to 800-, 9 to 700-, 9 to 600-, 9 to 500-, 9 to 400-, 9 to 300-, 9 to 200-, 9 to 100-, 9 to 90-, 9 to 80-, 9 to 70-, 9 to 60-, 9 to 50-, 9 to 40-, 9 to 30-, 9 to 20-, 9 to 10-, 10 to 1000-, 10 to 900-, 10 to 800-, 10 to 700-, 10 to 600-, 10 to 500-, 10 to 400-, 10 to 300-, 10 to 200-, 10 to 100-, 10 to 90-, 10 to 80-, 10 to 70-, 10 to 60-, 10 to 50-, 10 to 40-, 10 to 30-, 10 to 20-, 20 to 1000-, 20 to 900-, 20 to 800-, 20 to 700-, 20 to 600-, 20 to 500-, 20 to 400-, 20 to 300-, 20 to 200-, 20 to 100-, 20 to 90-, 20 to 80-, 20 to 70-, 20 to 60-, 20 to 50-, 20 to 40-, 20 to 30-, 30 to 1000-, 30 to 900-, 30 to 800-, 30 to 700-, 30 to 600-, 30 to 500-, 30 to 400-, 30 to 300-, 30 to 200-, 30 to 100-, 30 to 90-, 30 to 80-, 30 to 70-, 30 to 60-, 30 to 50-, 30 to 40-, 40 to 1000-, 40 to 900-, 40 to 800-, 40 to 700-, 40 to 600-, 40 to 500-, 40 to 400-, 40 to 300-, 40 to 200-, 40 to 100-, 40 to 90-, 40 to 80-, 40 to 70-, 40 to 60-, 40 to 50-, 50 to 1000-, 50 to 900-, 50 to 800-, 50 to 700-, 50 to 600-, 50 to 500-, 50 to 400-, 50 to 300-, 50 to 200-, 50 to 100-, 50 to 90-, 50 to 80-, 50 to 70-, 50 to 60-, 60 to 1000-, 60 to 900-, 60 to 800-, 60 to 700-, 60 to 600-, 60 to 500-, 60 to 400-, 60 to 300-, 60 to 200-, 60 to 100-, 60 to 90-, 60 to 80-, 60 to 70-, 70 to 1000-, 70 to 900-, 70 to 800-, 70 to 700-, 70 to 600-, 70 to 500-, 70 to 400-, 70 to 300-, 70 to 200-, 70 to 100-, 70 to 90-, 70 to 80-, 80 to 1000-, 80 to 900-, 80 to 800-, 80 to 700-, 80 to 600-, 80 to 500-, 80 to 400-, 80 to 300-, 80 to 200-, 80 to 100-, 90 to 1000-, 90 to 900-, 90 to 800-, 90 to 700-, 90 to 600-, 90 to 500-, 90 to 400-, 90 to 300-, 90 to 200-, 90 to 100-, 100 to 1000-, 100 to 900-, 100 to 800-, 100 to 700-, 100 to 600-, 100 to 500-, 100 to 400-, 100 to 300-, 100 to 200-, 200 to

1000-, 200 to 900-, 200 to 800-, 200 to 700-, 200 to 600-, 200 to 500-, 200 to 400-, 200 to 300-, 300 to 1000-, 300 to 900-, 300 to 800-, 300 to 700-, 300 to 600-, 300 to 500-, 300 to 400-, 400 to 1000-, 400 to 900-, 400 to 800-, 400 to 700-, 400 to 600-, 400 to 500-, 500 to 1000-, 500 to 900-, 500 to 800-, 500 to 700-, 500 to 600-, 600 to 1000-, 600 to 900-, 600 to 800-, 600 to 700-, 700 to 1000-, 700 to 900-, 700 to 800-, 800 to 1000-, 800 to 900-, or 900 to 1000-fold reduction in the standard of care dose of a recombinant hMPV, PIV3, RSV, MeV and/or BetaCoV protein vaccine. In some embodiments, the anti-antigenic polypeptide antibody titer produced in the subject is equivalent to an anti-antigenic polypeptide antibody titer produced in a control subject administered the standard of care dose of a recombinant or purified hMPV, PIV3, RSV, MeV and/or BetaCoV protein vaccine or a live attenuated or inactivated hMPV, PIV3, RSV, MeV and/or BetaCoV vaccine. In some embodiments, the effective amount is a dose equivalent to (or equivalent to an at least) 2-, 3-, 4-, 5-, 6-, 7-, 8-, 9-, 10-, 20-, 30-, 40-, 50-, 60-, 70-, 80-, 90-, 100-, 110-, 120-, 130-, 140-, 150-, 160-, 170-, 1280-, 190-, 200-, 210-, 220-, 230-, 240-, 250-, 260-, 270-, 280-, 290-, 300-, 310-, 320-, 330-, 340-, 350-, 360-, 370-, 380-, 390-, 400-, 410-, 420-, 430-, 440-, 450-, 4360-, 470-, 480-, 490-, 500-, 510-, 520-, 530-, 540-, 550-, 560-, 5760-, 580-, 590-, 600-, 610-, 620-, 630-, 640-, 650-, 660-, 670-, 680-, 690-, 700-, 710-, 720-, 730-, 740-, 750-, 760-, 770-, 780-, 790-, 800-, 810-, 820-, 830-, 840-, 850-, 860-, 870-, 880-, 890-, 900-, 910-, 920-, 930-, 940-, 950-, 960-, 970-, 980-, 990-, or 1000-fold reduction in the standard of care dose of a recombinant hMPV, PIV3, RSV, MeV and/or BetaCoV protein vaccine. In some embodiments, an anti-antigenic polypeptide antibody titer produced in the subject is equivalent to an anti-antigenic polypeptide antibody titer produced in a control subject administered the standard of care dose of a recombinant or purified hMPV, PIV3, RSV, MeV and/or BetaCoV protein vaccine or a live attenuated or inactivated hMPV, PIV3, RSV, MeV and/or BetaCoV vaccine.

In some embodiments, the effective amount of a respiratory virus RNA (e.g., mRNA) vaccine is a total dose of 50-1000 µg. In some embodiments, the effective amount of a respiratory virus RNA (e.g., mRNA) vaccine is a total dose of 50-1000, 50-900, 50-800, 50-700, 50-600, 50-500, 50-400, 50-300, 50-200, 50-100, 50-90, 50-80, 50-70, 50-60, 60-1000, 60-900, 60-800, 60-700, 60-600, 60-500, 60-400, 60-300, 60-200, 60-100, 60-90, 60-80, 60-70, 70-1000, 70-900, 70-800, 70-700, 70-600, 70-500, 70-400, 70-300, 70-200, 70-100, 70-90, 70-80, 80-1000, 80-900, 80-800, 80-700, 80-600, 80-500, 80-400, 80-300, 80-200, 80-100, 80-90, 90-1000, 90-900, 90-800, 90-700, 90-600, 90-500, 90-400, 90-300, 90-200, 90-100, 100-1000, 100-900, 100-800, 100-700, 100-600, 100-500, 100-400, 100-300, 100-200, 200-1000, 200-900, 200-800, 200-700, 200-600, 200-500, 200-400, 200-300, 300-1000, 300-900, 300-800, 300-700, 300-600, 300-500, 300-400, 400-1000, 400-900, 400-800, 400-700, 400-600, 400-500, 500-1000, 500-900, 500-800, 500-700, 500-600, 600-1000, 600-900, 600-800, 600-700, 700-1000, 700-900, 700-800, 800-1000, 800-900, or 900-1000 µg. In some embodiments, the effective amount of a respiratory virus RNA (e.g., mRNA) vaccine is a total dose of 50, 100, 150, 200, 250, 300, 350, 400, 450, 500, 550, 600, 650, 700, 750, 800, 850, 900, 950 or 1000 µg. In some embodiments, the effective amount is a dose of 25-500 µg administered to the subject a total of two times. In some embodiments, the effective amount of a respiratory virus RNA (e.g., mRNA) vaccine is a dose of 25-500, 25-400, 25-300, 25-200, 25-100, 25-50, 50-500, 50-400,

50-300, 50-200, 50-100, 100-500, 100-400, 100-300, 100-200, 150-500, 150-400, 150-300, 150-200, 200-500, 200-400, 200-300, 250-500, 250-400, 250-300, 300-500, 300-400, 350-500, 350-400, 400-500 or 450-500 µg administered to the subject a total of two times. In some embodiments, the effective amount of a respiratory virus RNA (e.g., mRNA) vaccine is a total dose of 25, 50, 100, 150, 200, 250, 300, 350, 400, 450, or 500 µg administered to the subject a total of two times.

EXAMPLES OF ADDITIONAL EMBODIMENTS OF THE DISCLOSURE

Additional embodiments of the present disclosure are encompassed by the following numbered paragraphs:

1. A respiratory virus vaccine, comprising: at least one ribonucleic acid (RNA) polynucleotide having an open reading frame encoding at least one, at least two, at least three, at least four or at least five antigenic polypeptides selected from human metapneumovirus (hMPV) antigenic polypeptides or immunogenic fragments thereof, human parainfluenza virus type 3 (PIV3) antigenic polypeptides or immunogenic fragments thereof, respiratory syncytial virus (RSV) antigenic polypeptides or immunogenic fragments thereof, measles virus (MeV) antigenic polypeptides or immunogenic fragments thereof, and betacoronavirus (Beta-CoV) antigenic polypeptides or immunogenic fragments thereof.

2. The respiratory virus vaccine of paragraph 1, comprising: at least one RNA polynucleotide having an open reading frame encoding a hMPV antigenic polypeptide or an immunogenic fragment thereof and a PIV3 antigenic polypeptide or an immunogenic fragment thereof; or at least two RNA polynucleotides, one having an open reading frame encoding a hMPV antigenic polypeptide or an immunogenic fragment thereof and one having an open reading frame encoding a PIV3 antigenic polypeptide or an immunogenic fragment thereof.

3. The respiratory virus vaccine of paragraph 2, wherein the hMPV antigenic polypeptide comprises an amino acid sequence identified by any one of SEQ ID NO: 5-8 or an amino acid sequence having at least 90% or 95% identity to an amino acid sequence identified by any one of SEQ ID NO: 5-8, and/or wherein the PIV3 antigenic polypeptide comprises an amino acid sequence identified by any one of SEQ ID NO: 12-13 or an amino acid sequence having at least 90% or 95% identity to an amino acid sequence identified by any one of SEQ ID NO: 12-13.

4. The respiratory virus vaccine of paragraph 1, comprising: at least one RNA polynucleotide having an open reading frame encoding a hMPV antigenic polypeptide or an immunogenic fragment thereof and a RSV antigenic polypeptide or an immunogenic fragment thereof; or

at least two RNA polynucleotides, one having an open reading frame encoding a hMPV antigenic polypeptide or an immunogenic fragment thereof and one having an open reading frame encoding a RSV antigenic polypeptide or an immunogenic fragment thereof.

5. The respiratory virus vaccine of paragraph 4, wherein the hMPV antigenic polypeptide comprises an amino acid sequence identified by any one of SEQ ID NO: 5-8 or an amino acid sequence having at least 90% or 95% identity to an amino acid sequence identified by any one of SEQ ID NO: 5-8.

6. The respiratory virus vaccine of paragraph 1, comprising: at least one RNA polynucleotide having an open reading frame encoding a hMPV antigenic polypeptide or an immu-

or 95% identity to an amino acid sequence identified by any one of SEQ ID NO: 47-50, and/or wherein the BetaCoV antigenic polypeptide comprises an amino acid sequence identified by any one of SEQ ID NO: 24-34 or an amino acid sequence having at least 90% or 95% identity to an amino acid sequence identified by any one of SEQ ID NO: 24-34. 50. The respiratory virus vaccine of paragraph 1, comprising:

at least one RNA polynucleotide having an open reading frame encoding a PIV3 antigenic polypeptide or an immunogenic fragment thereof, a RSV antigenic polypeptide or an immunogenic fragment thereof, a MeV antigenic polypeptide or an immunogenic fragment thereof, and a BetaCoV antigenic polypeptide or an immunogenic fragment thereof; or

at least two, three or four RNA polynucleotides, one having an open reading frame encoding a PIV3 antigenic polypeptide or an immunogenic fragment thereof, one having an open reading frame encoding a RSV antigenic polypeptide or an immunogenic fragment thereof, one having an open reading frame encoding a MeV antigenic polypeptide or an immunogenic fragment thereof, and one having an open reading frame encoding a BetaCoV antigenic polypeptide or an immunogenic fragment thereof.

51. The respiratory virus vaccine of paragraph 50, wherein the PIV3 antigenic polypeptide comprises an amino acid sequence identified by any one of SEQ ID NO: 12-13 or an amino acid sequence having at least 90% or 95% identity to an amino acid sequence identified by any one of SEQ ID NO: 12-13, wherein the MeV antigenic polypeptide comprises an amino acid sequence identified by any one of SEQ ID NO: 47-50 or an amino acid sequence having at least 90% or 95% identity to an amino acid sequence identified by any one of SEQ ID NO: 47-50, and/or wherein the BetaCoV antigenic polypeptide comprises an amino acid sequence identified by any one of SEQ ID NO: 24-34 or an amino acid sequence having at least 90% or 95% identity to an amino acid sequence identified by any one of SEQ ID NO: 24-34. 52. The respiratory virus vaccine of paragraph 1, comprising:

at least one RNA polynucleotide having an open reading frame encoding a hMPV antigenic polypeptide or an immunogenic fragment thereof, a PIV3 antigenic polypeptide or an immunogenic fragment thereof, a RSV antigenic polypeptide or an immunogenic fragment thereof, a MeV antigenic polypeptide or an immunogenic fragment thereof, and a BetaCoV antigenic polypeptide or an immunogenic fragment thereof; or

at least two, three, four or five RNA polynucleotides, one having an open reading frame encoding a hMPV antigenic polypeptide or an immunogenic fragment thereof, one having an open reading frame encoding a PIV3 antigenic polypeptide or an immunogenic fragment thereof, one having an open reading frame encoding a RSV antigenic polypeptide or an immunogenic fragment thereof, one having an open reading frame encoding a MeV antigenic polypeptide or an immunogenic fragment thereof, and one having an open reading frame encoding a BetaCoV antigenic polypeptide or an immunogenic fragment thereof.

53. The respiratory virus vaccine of paragraph 52, wherein the hMPV antigenic polypeptide comprises an amino acid sequence identified by any one of SEQ ID NO: 5-8 or an amino acid sequence having at least 90% or 95% identity to an amino acid sequence identified by any one of SEQ ID NO: 5-8, wherein the PIV3 antigenic polypeptide comprises an amino acid sequence identified by any one of SEQ ID NO: 12-13 or an amino acid sequence having at least 90%

or 95% identity to an amino acid sequence identified by any one of SEQ ID NO: 12-13, wherein the MeV antigenic polypeptide comprises an amino acid sequence identified by any one of SEQ ID NO: 47-50 or an amino acid sequence having at least 90% or 95% identity to an amino acid sequence identified by any one of SEQ ID NO: 47-50, and/or wherein the BetaCoV antigenic polypeptide comprises an amino acid sequence identified by any one of SEQ ID NO: 24-34 or an amino acid sequence having at least 90% or 95% identity to an amino acid sequence identified by any one of SEQ ID NO: 24-34.

54. The vaccine of any one of paragraphs 1-53, wherein at least one RNA polynucleotide has less than 80% identity to wild-type mRNA sequence.

55. The vaccine of any one of paragraphs 1-53, wherein at least one RNA polynucleotide has at least 80% identity to wild-type mRNA sequence, but does not include wild-type mRNA sequence.

56. The vaccine of any one of paragraphs 1-55, wherein at least one antigenic polypeptide has membrane fusion activity, attaches to cell receptors, causes fusion of viral and cellular membranes, and/or is responsible for binding of the virus to a cell being infected.

57. The vaccine of any one of paragraphs 1-56, wherein at least one RNA polynucleotide comprises at least one chemical modification.

58. The vaccine of paragraph 57, wherein the chemical modification is selected from pseudouridine, N1-methylpseudouridine, N1-ethylpseudouridine, 2-thiouridine, 4'-thiouridine, 5-methylcytosine, 5-methyluridine, 2-thio-1-methyl-1-deaza-pseudouridine, 2-thio-1-methylpseudouridine, 2-thio-5-aza-uridine, 2-thio-dihydropseudouridine, 2-thio-dihydrouridine, 2-thiopseudouridine, 4-methoxy-2-thio-pseudouridine, 4-methoxy-pseudouridine, 4-thio-1-methyl-pseudouridine, 4-thio-pseudouridine, 5-aza-uridine, dihydropseudouridine, 5-methoxyuridine and 2'-O-methyl uridine.

59. The vaccine of paragraph 57 or 58, wherein the chemical modification is in the 5-position of the uracil.

60. The vaccine of any one of paragraphs 57-59, wherein the chemical modification is a N1-methylpseudouridine or N1-ethylpseudouridine.

61. The vaccine of any one of paragraphs 57-60, wherein at least 80%, at least 90% or 100% of the uracil in the open reading frame have a chemical modification.

62. The vaccine of any one of paragraphs 1-61, wherein at least one RNA polynucleotide further encodes at least one 5' terminal cap, optionally wherein the 5' terminal cap is 7mG(5')ppp(5')NlmpNp.

63. The vaccine of any one of paragraphs 1-62, wherein at least one antigenic polypeptide or immunogenic fragment thereof is fused to a signal peptide selected from: a HuIgGk signal peptide (METPAQLLFLLLLWLPDITG; SEQ ID NO: 15); IgE heavy chain epsilon-1 signal peptide (MD-WTILFLVAAATRVHS; SEQ ID NO: 16); Japanese encephalitis PRM signal sequence (MLGSNSGQRV-VFTILLLLVAPAYS; SEQ ID NO: 17); VSVg protein signal sequence (MKCLLYLAFLFIGVNCA; SEQ ID NO: 18) and Japanese encephalitis JEV signal sequence (MWLVSLAIVTACAGA; SEQ ID NO: 19).

64. The vaccine of paragraph 63, wherein the signal peptide is fused to the N-terminus or the C-terminus of at least one antigenic polypeptide.

65. The vaccine of any one of paragraphs 1-64, wherein the antigenic polypeptide or immunogenic fragment thereof comprises a mutated N-linked glycosylation site.

66. The vaccine of any one of paragraphs 1-65 formulated in a nanoparticle, optionally a lipid nanoparticle.

67. The vaccine of paragraph 66, wherein the lipid nanoparticle comprises a cationic lipid, a PEG-modified lipid, a sterol and a non-cationic lipid; optionally wherein the lipid nanoparticle carrier comprises a molar ratio of about 20-60% cationic lipid, 0.5-15% PEG-modified lipid, 25-55% sterol, and 25% non-cationic lipid; optionally wherein the cationic lipid is an ionizable cationic lipid and the non-cationic lipid is a neutral lipid, and the sterol is a cholesterol; and optionally wherein the cationic lipid is selected from 2,2-dilinoylel-4-dimethylaminoethyl-[1,3]-dioxolane (DLin-KC2-DMA), dilinoylel-methyl-4-dimethylaminobutyrate (DLin-MC3-DMA), and di((Z)-non-2-en-1-yl) 9-((4-(dimethylamino)butanoyl)oxy)heptadecanedioate (L319). Formula (II) 68. The vaccine of paragraph 66 or 67, wherein the nanoparticle (e.g., lipid nanoparticle) comprises a compound of Formula (I) and/or Formula (II), optionally Compound 3, 18, 20, 25, 26, 29, 30, 60, 108-112, or 122.

69. The vaccine of any one of paragraphs 1-68 further comprising an adjuvant, optionally a flagellin protein or peptide that optionally comprises an amino acid sequence identified by any one of SEQ ID NO: 54-56.

70. The vaccine of any one of paragraphs 1-69, wherein the open reading frame is codon-optimized.

71. The vaccine of any one of paragraphs 1-70 formulated in an effective amount to produce an antigen-specific immune response.

72. A method of inducing an immune response in a subject, the method comprising administering to the subject the vaccine of any one of paragraphs 1-71 in an amount effective to produce an antigen-specific immune response in the subject.

73. The method of paragraph 72, wherein the subject is administered a single dose of the vaccine, or wherein the subject is administered a first dose and then a booster dose of the vaccine.

74. The method of paragraph 72 or 73, wherein the vaccine is administered to the subject by intradermal injection or intramuscular injection.

75. The method of any one of paragraphs 72-74, wherein an anti-antigenic polypeptide antibody titer produced in the subject is increased by at least 1 log relative to a control, and/or wherein the anti-antigenic polypeptide antibody titer produced in the subject is increased at least 2 times relative to a control.

76. The method of any one of paragraphs 72-75, wherein the control is an anti-antigenic polypeptide antibody titer produced in a subject who has not been administered a vaccine against the virus, and/or wherein the control is an anti-antigenic polypeptide antibody titer produced in a subject who has been administered a live attenuated vaccine or an inactivated vaccine against the virus, and/or, wherein the control is an anti-antigenic polypeptide antibody titer produced in a subject who has been administered a recombinant protein vaccine or purified protein vaccine against the virus, and/or wherein the control is an anti-antigenic polypeptide antibody titer produced in a subject who has been administered a VLP vaccine against the virus.

77. The method of any one of paragraphs 72-76, wherein the effective amount is a dose equivalent to an at least 2-fold reduction in the standard of care dose of a recombinant protein vaccine or a purified protein vaccine against the virus, and wherein an anti-antigenic polypeptide antibody titer produced in the subject is equivalent to an anti-antigenic polypeptide antibody titer produced in a control subject administered the standard of care dose of a recombinant

protein vaccine or a purified protein vaccine against the virus, respectively; and/or wherein the effective amount is a dose equivalent to an at least 2-fold reduction in the standard of care dose of a live attenuated vaccine or an inactivated vaccine against the virus, and wherein an anti-antigenic polypeptide antibody titer produced in the subject is equivalent to an anti-antigenic polypeptide antibody titer produced in a control subject administered the standard of care dose of a live attenuated vaccine or an inactivated vaccine against the virus, respectively; and/or wherein the effective amount is a dose equivalent to an at least 2-fold reduction in the standard of care dose of a VLP vaccine against the virus, and wherein an anti-antigenic polypeptide antibody titer produced in the subject is equivalent to an anti-antigenic polypeptide antibody titer produced in a control subject administered the standard of care dose of a VLP vaccine against the virus.

78. The method of any one of paragraphs 72-77, wherein the effective amount is a total dose of 50 µg-1000 µg, optionally wherein the effective amount is a dose of 25 µg, 100 µg, 400 µg, or 500 µg administered to the subject a total of two times.

79. The method of any one of paragraphs 72-78, wherein the efficacy of the vaccine against the virus is greater than 65%; and/or wherein the vaccine immunizes the subject against the virus for up to 2 years or wherein the vaccine immunizes the subject against the virus for more than 2 years.

80. The method of any one of paragraphs 72-79, wherein the subject has an age of about 5 years old or younger or wherein the subject has an age of about 60 years old or older; and/or wherein the subject has a chronic pulmonary disease; and/or the subject has been exposed to the virus, wherein the subject is infected with the virus, or wherein the subject is at risk of infection by the virus; and/or wherein the subject is immunocompromised.

81. The respiratory virus vaccine of any one of paragraphs 1-71, comprising at least one (e.g., at least two, at least three, at least four, or at least five) RNA polynucleotide having an open reading frame encoding at least one (e.g., at least two, at least three, at least four, or at least five) antigenic polypeptide selected from hMPV antigenic polypeptides (SEQ ID NO: 5-8), PIV3 antigenic polypeptides (SEQ ID NO: 12-13), RSV antigenic polypeptides, MeV antigenic polypeptides (SEQ ID NO: 47-50) and BetaCoV antigenic polypeptides (e.g., MERS-CoV, SARS-CoV, HCoV-OC43, HCoV-229E, HCoV-NL63, HCoV-NL, HCoV-NH or HCoV-HKU1; (SEQ ID NO: 24-34)), formulated in a cationic lipid nanoparticle

(a) having a molar ratio of about 20-60% cationic lipid, about 5-25% non-cationic lipid, about 25-55% sterol, and about 0.5-15% PEG-modified lipid, and/or

(b) comprising a compound of Formula (I) and/or Formula (II),

wherein the at least one (e.g., at least two, at least three, at least four, or at least five) RNA polynucleotide comprises at least one chemical modification.

82. The respiratory virus vaccine of any one of paragraphs 1-71, comprising at least one (e.g., at least two, at least three, at least four, or at least five) RNA polynucleotide having an open reading frame encoding at least one (e.g., at least two, at least three, at least four, or at least five) antigenic polypeptide selected from hMPV antigenic polypeptides (SEQ ID NO: 5-8), PIV3 antigenic polypeptides (SEQ ID NO: 12-13), RSV antigenic polypeptides, MeV antigenic polypeptides (SEQ ID NO: 47-50) and BetaCoV antigenic polypeptides (e.g., MERS-CoV, SARS-CoV, HCoV-OC43,

HCoV-229E, HCoV-NL63, HCoV-NL, HCoV-NH or HCoV-HKU1; (SEQ ID NO: 24-34)), formulated in a cationic lipid nanoparticle

(a) having a molar ratio of about 20-60% cationic lipid, about 5-25% non-cationic lipid, about 25-55% sterol, and about 0.5-15% PEG-modified lipid, and/or

(b) comprising at least one (e.g., at least 1, 2, 3, 4, 5, 6, 7, 8, 9, 10, 11, 12, 13, or 14) Compound selected from Compounds 3, 18, 20, 25, 26, 29, 30, 60, 108-112 and 122. 83. The respiratory virus vaccine of paragraphs 81 or 82, wherein the at least one antigenic polypeptide is selected from hMPV antigenic polypeptides (e.g., SEQ ID NO: 5-8). 84. The respiratory virus vaccine of any one of paragraphs 81-83, wherein the at least one antigenic polypeptide is selected from PIV3 antigenic polypeptides (e.g., SEQ ID NO: 12-13).

85. The respiratory virus vaccine of any one of paragraphs 81-84, wherein the at least one antigenic polypeptide is selected from RSV antigenic polypeptides.

86. The respiratory virus vaccine of any one of paragraphs 81-85, wherein the at least one antigenic polypeptide is selected from MeV antigenic polypeptides (e.g., SEQ ID NO: 47-50).

87. The respiratory virus vaccine of any one of paragraphs 81-86, wherein the at least one antigenic polypeptide is selected from BetaCoV antigenic polypeptides (e.g., SEQ ID NO: 24-34).

88. The respiratory virus vaccine of paragraph 87, wherein the BetaCoV antigenic polypeptides are MERS antigenic polypeptides.

89. The respiratory virus vaccine of paragraph 87, wherein the BetaCoV antigenic polypeptides are SARS antigenic polypeptides.

90. The respiratory virus vaccine of any one of paragraphs 81-89, wherein the at least one (e.g., at least two, at least three, at least four, or at least five) RNA polynucleotide comprises at least one chemical modification (e.g., selected from pseudouridine, N1-methylpseudouridine, N1-ethylpseudouridine, 2-thiouridine, 4'-thiouridine, 5-methylcytosine, 5-methyluridine, 2-thio-1-methyl-1-deaza-pseudouridine, 2-thio-1-methyl-pseudouridine, 2-thio-5-aza-uridine, 2-thio-dihydropseudouridine, 2-thio-dihydrouridine, 2-thio-pseudouridine, 4-methoxy-2-thio-pseudouridine, 4-methoxy-pseudouridine, 4-thio-1-methyl-pseudouridine, 4-thio-pseudouridine, 5-aza-uridine, dihydropseudouridine, 5-methoxyuridine and 2'-O-methyl uridine).

91. A respiratory virus vaccine, comprising:

at least one messenger ribonucleic acid (mRNA) polynucleotide having a 5' terminal cap, an open reading frame encoding at least one respiratory virus antigenic polypeptide, and a 3' polyA tail.

92. The vaccine of paragraph 91, wherein the at least one mRNA polynucleotide comprises a sequence identified by any one of SEQ ID NO: 57-80.

93. The vaccine of paragraph 91 or 92, wherein the 5' terminal cap is or comprises 7mG(5')ppp(5')NlmpNp.

94. The vaccine of any one of paragraphs 91-93, wherein 100% of the uracil in the open reading frame is modified to include N1-methyl pseudouridine at the 5-position of the uracil.

95. The vaccine of any one of paragraphs 91-94, wherein the vaccine is formulated in a lipid nanoparticle comprising: DLin-MC3-DMA; cholesterol; 1,2-Distearoyl-sn-glycero-3-phosphocholine (DSPC); and polyethylene glycol (PEG) 2000-DMG.

96. The vaccine of paragraph 95, wherein the lipid nanoparticle further comprises trisodium citrate buffer, sucrose and water.

97. A respiratory syncytial virus (RSV) vaccine, comprising: at least one messenger ribonucleic acid (mRNA) polynucleotide having a 5' terminal cap 7mG(5')ppp(5')NlmpNp, a sequence identified by any one of SEQ ID NO: 57-80 and a 3' polyA tail, formulated in a lipid nanoparticle comprising DLin-MC3-DMA, cholesterol, 1,2-Distearoyl-sn-glycero-3-phosphocholine (DSPC), and polyethylene glycol (PEG) 2000-DMG, wherein the uracil nucleotides of the sequence identified by any one of SEQ ID NO: 57-80 are modified to include N1-methyl pseudouridine at the 5-position of the uracil nucleotide.

This disclosure is not limited in its application to the details of construction and the arrangement of components set forth in the following description or illustrated in the drawings. The disclosure is capable of other embodiments and of being practiced or of being carried out in various ways. Also, the phraseology and terminology used herein is for the purpose of description and should not be regarded as limiting. The use of "including," "comprising," or "having," "containing," "involving," and variations thereof herein, is meant to encompass the items listed thereafter and equivalents thereof as well as additional items.

EXAMPLES

Example 1: Manufacture of Polynucleotides

According to the present disclosure, the manufacture of polynucleotides and/or parts or regions thereof may be accomplished utilizing the methods taught in International Publication WO2014/152027, entitled "Manufacturing Methods for Production of RNA Transcripts," the contents of which is incorporated herein by reference in its entirety.

Purification methods may include those taught in International Publication WO2014/152030 and International Publication WO2014/152031, each of which is incorporated herein by reference in its entirety.

Detection and characterization methods of the polynucleotides may be performed as taught in International Publication WO2014/144039, which is incorporated herein by reference in its entirety.

Characterization of the polynucleotides of the disclosure may be accomplished using polynucleotide mapping, reverse transcriptase sequencing, charge distribution analysis, detection of RNA impurities, or any combination of two or more of the foregoing. "Characterizing" comprises determining the RNA transcript sequence, determining the purity of the RNA transcript, or determining the charge heterogeneity of the RNA transcript, for example. Such methods are taught in, for example, International Publication WO2014/144711 and International Publication WO2014/144767, the content of each of which is incorporated herein by reference in its entirety.

Example 2: Chimeric Polynucleotide Synthesis

According to the present disclosure, two regions or parts of a chimeric polynucleotide may be joined or ligated using triphosphate chemistry. A first region or part of 100 nucleotides or less is chemically synthesized with a 5' monophosphate and terminal 3'desOH or blocked OH, for example. If the region is longer than 80 nucleotides, it may be synthesized as two strands for ligation.

If the first region or part is synthesized as a non-positionally modified region or part using in vitro transcription (IVT), conversion the 5' monophosphate with subsequent capping of the 3' terminus may follow.

Monophosphate protecting groups may be selected from any of those known in the art.

The second region or part of the chimeric polynucleotide may be synthesized using either chemical synthesis or IVT methods. IVT methods may include an RNA polymerase that can utilize a primer with a modified cap. Alternatively, a cap of up to 130 nucleotides may be chemically synthesized and coupled to the IVT region or part.

For ligation methods, ligation with DNA T4 ligase, followed by treatment with DNase should readily avoid concatenation.

The entire chimeric polynucleotide need not be manufactured with a phosphate-sugar backbone. If one of the regions or parts encodes a polypeptide, then such region or part may comprise a phosphate-sugar backbone.

Ligation is then performed using any known click chemistry, orthoclick chemistry, solulink, or other bioconjugate chemistries known to those in the art.

Synthetic Route

The chimeric polynucleotide may be made using a series of starting segments. Such segments include:

(a) a capped and protected 5' segment comprising a normal 3'OH (SEG. 1)

(b) a 5' triphosphate segment, which may include the coding region of a polypeptide and a normal 3'OH (SEG. 2)

(c) a 5' monophosphate segment for the 3' end of the chimeric polynucleotide (e.g., the tail) comprising cordycepin or no 3'OH (SEG. 3)

After synthesis (chemical or IVT), segment 3 (SEG. 3) may be treated with cordycepin and then with pyrophosphatase to create the 5' monophosphate.

Segment 2 (SEG. 2) may then be ligated to SEG. 3 using RNA ligase. The ligated polynucleotide is then purified and treated with pyrophosphatase to cleave the diphosphate.

The treated SEG. 2-SEG. 3 construct may then be purified and SEG. 1 is ligated to the 5' terminus. A further purification step of the chimeric polynucleotide may be performed.

Where the chimeric polynucleotide encodes a polypeptide, the ligated or joined segments may be represented as: 5'UTR (SEG. 1), open reading frame or ORF (SEG. 2) and 3'UTR+PolyA (SEG. 3).

The yields of each step may be as much as 90-95%.

Example 3: PCR for cDNA Production

PCR procedures for the preparation of cDNA may be performed using 2xKAPA HIFI™ HotStart ReadyMix by Kapa Biosystems (Woburn, Mass.). This system includes 2x KAPA ReadyMix 12.5 µl; Forward Primer (10 µM) 0.75 µl; Reverse Primer (10 PM) 0.75 µl; Template cDNA 100 ng; and dH₂O diluted to 25.0 µl. The reaction conditions may be at 95° C. for 5 min. The reaction may be performed for 25 cycles of 98° C. for 20 sec, then 58° C. for 15 sec, then 72° C. for 45 sec, then 72° C. for 5 min, then 4° C. to termination.

The reaction may be cleaned up using Invitrogen's PURELINK™ PCR Micro Kit (Carlsbad, Calif.) per manufacturer's instructions (up to 5 µg). Larger reactions may require a cleanup using a product with a larger capacity. Following the cleanup, the cDNA may be quantified using the NANODROP™ and analyzed by agarose gel electrophoresis to confirm that the cDNA is the expected size. The

cDNA may then be submitted for sequencing analysis before proceeding to the in vitro transcription reaction.

Example 4: In Vitro Transcription (IVT)

The in vitro transcription reaction generates RNA polynucleotides. Such polynucleotides may comprise a region or part of the polynucleotides of the disclosure, including chemically modified RNA (e.g., mRNA) polynucleotides. The chemically modified RNA polynucleotides can be uniformly modified polynucleotides. The in vitro transcription reaction utilizes a custom mix of nucleotide triphosphates (NTPs). The NTPs may comprise chemically modified NTPs, or a mix of natural and chemically modified NTPs, or natural NTPs.

A typical in vitro transcription reaction includes the following:

1)	Template cDNA	1.0 µg
2)	10x transcription buffer (400 mM Tris-HCl pH 8.0, 190 mM MgCl ₂ , 50 mM DTT, 10 mM Spermidine)	2.0 µl
3)	Custom NTPs (25 mM each)	0.2 µl
4)	RNase Inhibitor	20 U
5)	T7 RNA polymerase	3000 U
6)	dH ₂ O	up to 20.0 µl. and
7)	Incubation at 37° C. for 3 hr-5 hrs.	

The crude IVT mix may be stored at 4° C. overnight for cleanup the next day. 1 U of RNase-free DNase may then be used to digest the original template. After 15 minutes of incubation at 37° C., the mRNA may be purified using Ambion's MEGACLEAR™ Kit (Austin, Tex.) following the manufacturer's instructions. This kit can purify up to 500 µg of RNA. Following the cleanup, the RNA polynucleotide may be quantified using the NanoDrop and analyzed by agarose gel electrophoresis to confirm the RNA polynucleotide is the proper size and that no degradation of the RNA has occurred.

Example 5: Enzymatic Capping

Capping of a RNA polynucleotide is performed as follows where the mixture includes: IVT RNA 60 µg-180 µg and dH₂O up to 72 µl. The mixture is incubated at 65° C. for 5 minutes to denature RNA, and then is transferred immediately to ice.

The protocol then involves the mixing of 10x Capping Buffer (0.5 M Tris-HCl (pH 8.0), 60 mM KCl, 12.5 mM MgCl₂) (10.0 µl); 20 mM GTP (5.0 µl); 20 mM S-Adenosyl Methionine (2.5 µl); RNase Inhibitor (100 U); 2'-O-Methyltransferase (400U); Vaccinia capping enzyme (Guanylyl transferase) (40 U); dH₂O (Up to 28 µl); and incubation at 37° C. for 30 minutes for 60 µg RNA or up to 2 hours for 180 µg of RNA.

The RNA polynucleotide may then be purified using Ambion's MEGACLEAR™ Kit (Austin, Tex.) following the manufacturer's instructions. Following the cleanup, the RNA may be quantified using the NANODROP™ (ThermoFisher, Waltham, Mass.) and analyzed by agarose gel electrophoresis to confirm the RNA polynucleotide is the proper size and that no degradation of the RNA has occurred. The RNA polynucleotide product may also be sequenced by running a reverse-transcription-PCR to generate the cDNA for sequencing.

Example 6: PolyA Tailing Reaction

Without a poly-T in the cDNA, a poly-A tailing reaction must be performed before cleaning the final product. This is

done by mixing capped IVT RNA (100 μ l); RNase Inhibitor (20 U); 10 \times Tailing Buffer (0.5 M Tris-HCl (pH 8.0), 2.5 M NaCl, 100 mM MgCl₂) (12.0 μ l); 20 mM ATP (6.0 μ l); Poly-A Polymerase (20 U); dH₂O up to 123.5 μ l and incubation at 37° C. for 30 min. If the poly-A tail is already in the transcript, then the tailing reaction may be skipped and proceed directly to cleanup with Ambion's MEGA-CLEAR™ kit (Austin, Tex.) (up to 500 μ g). Poly-A Polymerase may be a recombinant enzyme expressed in yeast.

It should be understood that the processivity or integrity of the polyA tailing reaction may not always result in an exact size polyA tail. Hence, polyA tails of approximately between 40-200 nucleotides, e.g., about 40, 50, 60, 70, 80, 90, 91, 92, 93, 94, 95, 96, 97, 98, 99, 100, 101, 102, 103, 104, 105, 106, 107, 108, 109, 110, 150-165, 155, 156, 157, 158, 159, 160, 161, 162, 163, 164 or 165 are within the scope of the present disclosure.

Example 7: Natural 5' Caps and 5' Cap Analogues

5'-capping of polynucleotides may be completed concomitantly during the in vitro-transcription reaction using the following chemical RNA cap analogs to generate the 5'-guanosine cap structure according to manufacturer protocols: 3'-O-Me-m7G(5')ppp(5') G [the ARCA cap]; G(5')ppp(5')A; G(5')ppp(5')G; m7G(5')ppp(5')A; m7G(5')ppp(5')G (New England BioLabs, Ipswich, Mass.). 5'-capping of modified RNA may be completed post-transcriptionally using a Vaccinia Virus Capping Enzyme to generate the "Cap 0" structure: m7G(5')ppp(5')G (New England BioLabs, Ipswich, Mass.). Cap 1 structure may be generated using both Vaccinia Virus Capping Enzyme and a 2'-O methyl-transferase to generate: m7G(5')ppp(5')G-2'-O-methyl. Cap 2 structure may be generated from the Cap 1 structure followed by the 2'-O-methylation of the 5'-antepenultimate nucleotide using a 2'-O methyl-transferase. Cap 3 structure may be generated from the Cap 2 structure followed by the 2'-O-methylation of the 5'-preantepenultimate nucleotide using a 2'-O methyl-transferase. Enzymes are preferably derived from a recombinant source.

When transfected into mammalian cells, the modified mRNAs have a stability of between 12-18 hours or more than 18 hours, e.g., 24, 36, 48, 60, 72 or greater than 72 hours.

Example 8: Capping Assays

Protein Expression Assay

Polynucleotides (e.g., mRNA) encoding a polypeptide, containing any of the caps taught herein, can be transfected into cells at equal concentrations. The amount of protein secreted into the culture medium can be assayed by ELISA at 6, 12, 24 and/or 36 hours post-transfection. Synthetic polynucleotides that secrete higher levels of protein into the medium correspond to a synthetic polynucleotide with a higher translationally-competent cap structure.

Purity Analysis Synthesis

RNA (e.g., mRNA) polynucleotides encoding a polypeptide, containing any of the caps taught herein can be compared for purity using denaturing Agarose-Urea gel electrophoresis or HPLC analysis. RNA polynucleotides with a single, consolidated band by electrophoresis correspond to the higher purity product compared to polynucleotides with multiple bands or streaking bands. Chemically modified RNA polynucleotides with a single HPLC peak also corre-

spond to a higher purity product. The capping reaction with a higher efficiency provides a more pure polynucleotide population.

Cytokine Analysis

RNA (e.g., mRNA) polynucleotides encoding a polypeptide, containing any of the caps taught herein can be transfected into cells at multiple concentrations. The amount of pro-inflammatory cytokines, such as TNF-alpha and IFN-beta, secreted into the culture medium can be assayed by ELISA at 6, 12, 24 and/or 36 hours post-transfection. RNA polynucleotides resulting in the secretion of higher levels of pro-inflammatory cytokines into the medium correspond to a polynucleotides containing an immune-activating cap structure.

Capping Reaction Efficiency

RNA (e.g., mRNA) polynucleotides encoding a polypeptide, containing any of the caps taught herein can be analyzed for capping reaction efficiency by LC-MS after nuclease treatment. Nuclease treatment of capped polynucleotides yield a mixture of free nucleotides and the capped 5'-5-triphosphate cap structure detectable by LC-MS. The amount of capped product on the LC-MS spectra can be expressed as a percent of total polynucleotide from the reaction and correspond to capping reaction efficiency. The cap structure with a higher capping reaction efficiency has a higher amount of capped product by LC-MS.

Example 9: Agarose Gel Electrophoresis of Modified RNA or RT PCR Products

Individual RNA polynucleotides (200-400 ng in a 20 μ l volume) or reverse transcribed PCR products (200-400 ng) may be loaded into a well on a non-denaturing 1.2% Agarose E-Gel (Invitrogen, Carlsbad, Calif.) and run for 12-15 minutes, according to the manufacturer protocol.

Example 10: Nanodrop Modified RNA Quantification and UV Spectral Data

Chemically modified RNA polynucleotides in TE buffer (1 μ l) are used for Nanodrop UV absorbance readings to quantitate the yield of each polynucleotide from a chemical synthesis or in vitro transcription reaction.

Example 11: Formulation of Modified mRNA Using Lipidoids

RNA (e.g., mRNA) polynucleotides may be formulated for in vitro experiments by mixing the polynucleotides with the lipidoid at a set ratio prior to addition to cells. In vivo formulation may require the addition of extra ingredients to facilitate circulation throughout the body. To test the ability of these lipidoids to form particles suitable for in vivo work, a standard formulation process used for siRNA-lipidoid formulations may be used as a starting point. After formation of the particle, polynucleotide is added and allowed to integrate with the complex. The encapsulation efficiency is determined using a standard dye exclusion assays.

Example 12: Immunogenicity Study

The instant study is designed to test the immunogenicity in mice of candidate hMPV vaccines comprising a mRNA polynucleotide encoding Fusion (F) glycoprotein, major surface glycoprotein G, or a combination thereof, obtained from hMPV.

Mice are immunized intravenously (IV), intramuscularly (IM), or intradermally (ID) with candidate vaccines. Candidate vaccines are chemically modified or unmodified. A total of four immunizations are given at 3-week intervals (i.e., at weeks 0, 3, 6, and 9), and sera are collected after each immunization until weeks 33-51. Serum antibody titers against Fusion (F) glycoprotein or major surface glycoprotein (G) protein are determined by ELISA. Sera collected from each mouse during weeks 10-16 are pooled, and total IgG purified. Purified antibodies are used for immunoelectron microscopy, antibody-affinity testing, and in vitro protection assays.

Example 13: hMPV Rodent Challenge

The instant study is designed to test the efficacy in cotton rats of candidate hMPV vaccines against a lethal challenge using an hMPV vaccine comprising mRNA encoding Fusion (F) glycoprotein, major surface glycoprotein G, or a combination of both antigens obtained from hMPV. Cotton rats are challenged with a lethal dose of the hMPV.

Animals are immunized intravenously (IV), intramuscularly (IM), or intradermally (ID) at week 0 and week 3 with candidate hMPV vaccines with and without adjuvant. Candidate vaccines are chemically modified or unmodified. The animals are then challenged with a lethal dose of hMPV on week 7 via IV, IM or ID. Endpoint is day 13 post infection, death or euthanasia. Animals displaying severe illness as determined by >30% weight loss, extreme lethargy or paralysis are euthanized. Body temperature and weight are assessed and recorded daily.

In experiments where a lipid nanoparticle (LNP) formulation is used, the formulation may include a cationic lipid, non-cationic lipid, PEG lipid and structural lipid in the ratios 50:10:1.5:38.5. The cationic lipid is DLin-KC2-DMA (50 mol %) or DLin-MC3-DMA (50 mol %), the non-cationic lipid is DSPC (10 mol %), the PEG lipid is PEG-DOMG (1.5 mol %) and the structural lipid is cholesterol (38.5 mol %), for example.

Example 14: Immunogenicity of hMPV mRNA Vaccine in BALB/c Mice

The instant study was designed to test the immunogenicity in BALB/c mice of hMPV vaccines comprising an mRNA polynucleotide encoding the hMPV Fusion (F) glycoprotein. The mRNA polynucleotide encodes the full-length fusion protein and comprises the wild-type nucleotide sequence obtained from the hMPV A2a strain. Mice were divided into 3 groups (n=8 for each group) and immunized intramuscularly (IM) with PBS, a 10 µg dose of mRNA vaccines encoding hMPV fusion protein, or a 2 µg dose of mRNA vaccines encoding hMPV fusion protein. A total of two immunizations were given at 3-week intervals (i.e., at weeks 0, and 3 weeks), and sera were collected after each immunization according to the schedule described in Table 1. Serum antibody titers against hMPV fusion glycoprotein were determined by ELISA and antibodies were detected in the sera collected on day 14 onward. Both vaccine doses tested induced comparable levels of immune response in mice (FIGS. 2A-2C).

Additionally, mice sera were used for IgG isotyping (FIGS. 3A-3C). Both hMPV fusion protein-specific IgG1 and IgG2a were detected in mice sera. hMPV fusion protein mRNA vaccine also induced Th1 and Th2 cytokine responses, with a Th1 bias.

Sera from mice immunized with either 10 µg or 2 µg doses of the hMPV fusion protein mRNA vaccine contain neutralizing antibodies. The ability of these antibodies to neutralize hMPV B2 strain was also tested. The antibody-containing sera successfully neutralized the hMPV B2 virus (FIG. 4).

Example 15: T-Cell Stimulation

The instant study was designed to test T-cell stimulation in the splenocytes of mice immunized with mRNA vaccines encoding hMPV fusion protein, as described herein. Immunization of BALB/c mice was performed as described in Example 14. The splenocytes for each group were pooled and split into two parts. One part of splenocytes from each group of mice was stimulated with hMPV-free media, Concanavalin A or a hMPV fusion protein peptide pool comprising 15-mers (15 amino acids long); while the other part of splenocytes from each group of mice was stimulated with hMPV-free media, Concanavalin A or inactivated hMPV virus. Secreted mouse cytokines were measured using the Meso Scale Discovery (MSD) assay.

Cytokines specific to Th1 or Th2 responses were measured. For Th1 response, IFN-γ, IL2 and IL12 were detected from splenocytes stimulated with the hMPV fusion protein peptide pool at a level comparable to that of Concanavalin A (FIGS. 5A-5C). For a Th2 response, the hMPV fusion protein peptide pool induced the secretion of detectable IL10, TNF-α, IL4 and IL, but not IL5, while Concanavalin A stimulated the secretion of all the above-mentioned Th2 cytokines (FIGS. 6A-6E) at a much higher level.

In contrast, inactivated hMPV virus only induced the secretion of IL2 in the Th1 response comparable to that of Concanavalin A (FIGS. 7A-7C). For the Th2 response, the inactivated hMPV virus induced the secretion of detectable IL10, TNF-α, IL4 and IL6, but not IL5, while Concanavalin A stimulated the secretion of all the above-mentioned Th2 cytokines (FIGS. 8A-8E) at a much higher level.

Example 16: hMPV Rodent Challenge in Cotton Rats Immunized with mRNA Vaccine Encoding hMPV Fusion Protein

The instant study was designed to test the efficacy in cotton rats of hMPV vaccines against a lethal challenge. mRNA vaccines encoding hMPV fusion protein were used. The mRNA polynucleotide encodes a full-length fusion protein and comprises the wild-type nucleotide sequence obtained from the hMPV A2a strain.

Cotton rats were immunized intramuscularly (IM) at week 0 and week 3 with the mRNA vaccines encoding hMPV fusion protein with either 2 µg or 10 µg doses for each immunization. The animals were then challenged with a lethal dose of hMPV in week 7 post initial immunization via IV, IM or ID. The endpoint was day 13 post infection, death or euthanasia. Viral titers in the noses and lungs of the cotton rats were measured. The results (FIGS. 9A and 9B) show that a 10 µg dose of mRNA vaccine protected the cotton mice 100% in the lung and drastically reduced the viral titer in the nose after challenge (~2 log reduction). Moreover, a 2 µg dose of mRNA vaccine showed a 1 log reduction in lung viral titer in the cotton mice challenged.

Further, the histopathology of the lungs of the cotton mice immunized and challenged showed no pathology associated with vaccine-enhanced disease (FIG. 10).

Example 17: Immunogenicity Study

The instant study is designed to test the immunogenicity in mice of candidate PIV3 vaccines comprising a mRNA

polynucleotide encoding hemagglutinin-neuraminidase or fusion protein (F or F0) obtained from PIV3.

Mice are immunized intravenously (IV), intramuscularly (IM), or intradermally (ID) with candidate vaccines. Candidate vaccines are chemically modified or unmodified. A total of four immunizations are given at 3-week intervals (i.e., at weeks 0, 3, 6, and 9), and sera are collected after each immunization until weeks 33-51. Serum antibody titers against hemagglutinin-neuraminidase or fusion protein (F or F0) are determined by ELISA. Sera collected from each mouse during weeks 10-16 are, optionally, pooled, and total IgGs are purified. Purified antibodies are used for immunoelectron microscopy, antibody-affinity testing, and in vitro protection assays.

Example 18: PIV3 Rodent Challenge

The instant study is designed to test the efficacy in cotton rats of candidate PIV3 vaccines against a lethal challenge using a PIV3 vaccine comprising mRNA encoding hemagglutinin-neuraminidase or fusion protein (F or F0) obtained from PIV3. Cotton rats are challenged with a lethal dose of the PIV3.

Animals are immunized intravenously (IV), intramuscularly (IM), or intradermally (ID) at week 0 and week 3 with candidate PIV3 vaccines with and without adjuvant. Candidate vaccines are chemically modified or unmodified. The animals are then challenged with a lethal dose of PIV3 on week 7 via IV, IM or ID. Endpoint is day 13 post infection, death or euthanasia. Animals displaying severe illness as determined by >30% weight loss, extreme lethargy or paralysis are euthanized. Body temperature and weight are assessed and recorded daily.

In experiments where a lipid nanoparticle (LNP) formulation is used, the formulation may include a cationic lipid, non-cationic lipid, PEG lipid and structural lipid in the ratios 50:10:1.5:38.5. The cationic lipid is DLin-KC2-DMA (50 mol %) or DLin-MC3-DMA (50 mol %), the non-cationic lipid is DSPC (10 mol %), the PEG lipid is PEG-DOMG (1.5 mol %) and the structural lipid is cholesterol (38.5 mol %), for example.

Example 19: hMPV/PIV Cotton Rat Challenge

The instant study was designed to test the efficacy in cotton rats of candidate hMPV mRNA vaccines, PIV3 mRNA vaccines, or hMPV/PIV combination mRNA vaccines against a lethal challenge using PIV3 strain or hMPV/A2 strain. The study design is shown in Table 9.

Cotton rats of 10-12 weeks old were divided into 12 groups (n=5), and each group was vaccinated with mRNA vaccines indicated in Table 9. The PIV3 vaccine comprises mRNA encoding hemagglutinin-neuraminidase or fusion protein (F or F0) obtained from PIV3. The hMPV mRNA vaccine encodes the full-length hMPV fusion protein. The hMPV/PIV combination mRNA vaccine is a mixture of the PIV3 vaccine and hMPV vaccine at a 1:1 ratio.

Cotton rats were immunized intramuscularly (IM) at week 0 and week 3 with candidate vaccines with the doses indicated in Table 9. Cotton rats immunized with hMPV mRNA vaccines or hMPV/PIV combination mRNA vaccines were challenged with a lethal dose of hMPV/A2 strain on week 7 via IM. Cotton rats immunized with PIV mRNA vaccines or hMPV/PIV combination mRNA vaccines were challenged with a lethal dose of PIV3 strain on week 7 via IM.

The endpoint was day 13 post infection, death or euthanasia. Animals displaying severe illness as determined by >30% weight loss, extreme lethargy or paralysis were euthanized. Body temperature and weight were assessed and recorded daily.

Lung and nose hMPV/A2 (FIG. 12) or PIV3 (FIG. 13) viral titers were assessed. Lung histopathology of the immunized and challenged cotton rat immunized and challenged were assessed to determine pathology associated with vaccine enhance disease. Neutralization antibody titers in the serum of immunized cotton rats on day 0 and 42 post immunization were assessed (FIG. 11).

hMPV/A2 (FIG. 14) or PIV3 (FIG. 15) neutralizing antibody titers in the serum samples of the immunized cotton rat 42 days post immunization were measured. All mRNA vaccines tested induced strong neutralizing antibodies cotton rats. Lung histopathology of the immunized cotton rats were also evaluated (FIG. 16). Low occurrence of alevolitis and interstitial pneumonia was observed, indicating no antibody-dependent enhancement (ADE) of hMPV or PIV associated diseases.

Example 20: Betacoronavirus Immunogenicity Study

The instant study is designed to test the immunogenicity in rabbits of candidate betacoronavirus (e.g., MERS-CoV, SARS-CoV, HCoV-OC43, HCoV-229E, HCoV-NL63, HCoV-NL, HCoV-NH or HCoV-HKU1 or a combination thereof) vaccines comprising a mRNA polynucleotide encoding the spike (S) protein, the S1 subunit (S1) of the spike protein, or the S2 subunit (S2) of the spike protein obtained from a betacoronavirus (e.g., MERS-CoV, SARS-CoV, HCoV-OC43, HCoV-229E, HCoV-NL63, HCoV-NL, HCoV-NH or HCoV-HKU1).

Rabbits are vaccinated on week 0 and 3 via intravenous (IV), intramuscular (IM), or intradermal (ID) routes. One group remains unvaccinated and one is administered inactivated betacoronavirus. Serum is collected from each rabbit on weeks 1, 3 (pre-dose) and 5. Individual bleeds are tested for anti-S, anti-S1 or anti-S2 activity via a virus neutralization assay from all three time points, and pooled samples from week 5 only are tested by Western blot using inactivated betacoronavirus (e.g., inactivated MERS-CoV, SARS-CoV, HCoV-OC43, HCoV-229E, HCoV-NL63, HCoV-NL, HCoV-NH or HCoV-HKU1).

In experiments where a lipid nanoparticle (LNP) formulation is used, the formulation may include a cationic lipid, non-cationic lipid, PEG lipid and structural lipid in the ratios 50:10:1.5:38.5. The cationic lipid is DLin-KC2-DMA (50 mol %) or DLin-MC3-DMA (50 mol %), the non-cationic lipid is DSPC (10 mol %), the PEG lipid is PEG-DOMG (1.5 mol %) and the structural lipid is cholesterol (38.5 mol %), for example.

Example 21: Betacoronavirus Challenge

The instant study is designed to test the efficacy in rabbits of candidate betacoronavirus (e.g., MERS-CoV, SARS-CoV, HCoV-OC43, HCoV-HKU1 or a combination thereof) vaccines against a lethal challenge using a betacoronavirus (e.g., MERS-CoV, SARS-CoV, HCoV-OC43, HCoV-HKU1 or a combination thereof) vaccine comprising mRNA encoding the spike (S) protein, the S1 subunit (S1) of the spike protein, or the S2 subunit (S2) of the spike protein obtained from betacoronavirus (e.g., MERS-CoV, SARS-CoV, HCoV-OC43, HCoV-229E, HCoV-NL63, HCoV-NL,

HCoV-NH or HCoV-HKU1). Rabbits are challenged with a lethal dose (10×LD₉₀; ~100 plaque-forming units; PFU) of betacoronavirus (e.g., MERS-CoV, SARS-CoV, HCoV-OC43, HCoV-229E, HCoV-NL63, HCoV-NL, HCoV-NH or HCoV-HKU1).

The animals used are 6-8 week old female rabbits in groups of 10. Rabbits are vaccinated on weeks 0 and 3 via an IM, ID or IV route of administration. Candidate vaccines are chemically modified or unmodified. Rabbit serum is tested for microneutralization (see Example 14). Rabbits are then challenged with ~1 LD₉₀ of betacoronavirus (e.g., MERS-CoV, SARS-CoV, HCoV-OC43, HCoV-229E, HCoV-NL63, HCoV-NL, HCoV-NH or HCoV-HKU1) on week 7 via an IN, IM, ID or IV route of administration. Endpoint is day 13 post infection, death or euthanasia. Animals displaying severe illness as determined by >30% weight loss, extreme lethargy or paralysis are euthanized. Body temperature and weight are assessed and recorded daily.

Example 22: Microneutralization Assay

Nine serial 2-fold dilutions (1:50-1:12,800) of rabbit serum are made in 50 µl virus growth medium (VGM) with trypsin in 96 well microtiter plates. Fifty microliters of virus containing ~50 pfu of betacoronavirus (e.g., MERS-CoV, SARS-CoV, HCoV-OC43, HCoV-229E, HCoV-NL63, HCoV-NL, HCoV-NH or HCoV-HKU1) is added to the serum dilutions and allowed to incubate for 60 minutes at room temperature (RT). Positive control wells of virus without sera and negative control wells without virus or sera are included in triplicate on each plate. While the serum-virus mixtures incubate, a single cell suspension of Madin-Darby Canine-Kidney cells are prepared by trypsinizing (Gibco 0.5% bovine pancrease trypsin in EDTA) a confluent monolayer and suspended cells are transferred to a 50 ml centrifuge tube, topped with sterile PBS and gently mixed. The cells are then pelleted at 200 g for 5 minutes, supernatant aspirated and cells resuspended in PBS. This procedure is repeated once and the cells are resuspended at a concentration of 3×10⁵/ml in VGM with porcine trypsin. Then, 100 µl of cells are added to the serum-virus mixtures and the plates incubated at 35° C. in CO₂ for 5 days. The plates are fixed with 80% acetone in phosphate buffered saline (PBS) for 15 minutes at RT, air dried and then blocked for 30 minutes containing PBS with 0.5% gelatin and 2% FCS. An antibody to the S proteins, S1 protein or S2 protein is diluted in PBS with 0.5% gelatin/2% FCS/0.5% Tween 20 and incubated at RT for 2 hours. Wells are washed and horseradish peroxidase-conjugated goat anti-mouse IgG added, followed by another 2 hour incubation. After washing, O-phenylenediamine dihydrochloride is added and the neutralization titer is defined as the titer of serum that reduced color development by 50% compared to the positive control wells.

Example 23: MERS CoV Vaccine Immunogenicity Study in Mice

The instant study was designed to test the immunogenicity in mice of candidate MERS-CoV vaccines comprising a mRNA polynucleotide encoding the full-length Spike (S) protein, or the S2 subunit (S2) of the Spike protein obtained from MERS-CoV.

Mice were vaccinated with a 10 µg dose of MERS-CoV mRNA vaccine encoding either the full-length MERS-CoV Spike (S) protein, or the S2 subunit (S2) of the Spike protein

on days 0 and 21. Sera were collected from each mice on days 0, 21, 42, and 56. Individual bleeds were tested for anti-S, anti-S2 activity via a virus neutralization assay from all four time points.

As shown in FIG. 17, the MERS-CoV vaccine encoding the full-length S protein induced strong immune response after the boost dose on day 21. Further, full-length S protein vaccine generated much higher neutralizing antibody titers as compared to S2 alone (FIG. 18).

Example 24: MERS CoV Vaccine Immunogenicity Study in New Zealand White Rabbits

The instant study was designed to test the immunogenicity of candidate MERS-CoV mRNA vaccines encoding the full-length Spike (S) protein. The New Zealand white rabbits used in this study weighed about 4-5 kg. The rabbits were divided into three groups (Group 1a, Group 1b, and Group 2, n=8). Rabbits in Group 1a were immunized intramuscularly (IM) with one 20 µg dose of the MERS-CoV mRNA vaccine encoding the full-length Spike protein on day 0. Rabbits in Group 1b were immunized intramuscularly (IM) with one 20 µg dose of the MERS-CoV mRNA vaccine encoding the full-length Spike protein on day 0, and again on day 21 (booster dose). Group 2 received placebo (PBS). The immunized rabbits were then challenged and samples were collected 4 days after challenge. The viral loads in the lungs, bronchoalveolar lavage (BAL), nose, and throat of the rabbits were determined, e.g., via quantitative PCR. Replicating virus in the lung tissues of the rabbits were also detected. Lung histopathology were evaluated and the neutralizing antibody titers in serum samples of the rabbits were determined.

Two 20 µg doses of MERS-CoV mRNA vaccine resulted in a 3 log reduction of viral load in the nose and led to complete protection in the throat of the New Zealand white rabbits (FIG. 19A). Two 20 µg doses of MERS-CoV mRNA vaccine also resulted in a 4 log reduction of viral load in the BAL of the New Zealand white rabbits (FIG. 19B). One 20 µg dose of MERS-CoV mRNA vaccine resulted in a 2 log reduction of viral load, while two 20 µg doses of MERS-CoV mRNA vaccine resulted in an over 4 log reduction of viral load in the lungs of the New Zealand white rabbits (FIG. 19C).

Quantitative PCR results show that two 20 µg doses of MERS-CoV mRNA vaccine reduced over 99% (2 log) of viruses in the lungs of New Zealand white rabbits (FIG. 20A). No replicating virus were detected in the lungs (FIG. 20B).

Further, as shown in FIG. 21, two 20 µg doses of MERS-CoV mRNA vaccine induced significant amount of neutralizing antibodies against MERS-CoV (EC₅₀ between 500-1000).

The MERS-CoV mRNA vaccine induced antibody titer is 3-5 fold better than any other vaccines tested in the same model.

Example 25: Immunogenicity Study

The instant study is designed to test the immunogenicity in mice of candidate MeV vaccines comprising a mRNA polynucleotide encoding MeV hemagglutinin (HA) protein, MeV Fusion (F) protein or a combination of both.

Mice are immunized intravenously (IV), intramuscularly (IM), or intradermally (ID) with candidate vaccines. Up to three immunizations are given at 3-week intervals (i.e., at weeks 0, 3, 6, and 9), and sera are collected after each

immunization until weeks 33-51. Serum antibody titers against MeV HA protein or MeV F protein are determined by ELISA.

Example 26: MeV Rodent Challenge

The instant study is designed to test the efficacy in transgenic mice of candidate MeV vaccines against a lethal challenge using a MeV vaccine comprising mRNA encoding MeV HA protein or MeV F protein. The transgenic mice express human receptor CD46 or signaling lymphocyte activation molecule (SLAM) (also referred to as CD150). Humans are the only natural host for MeV infection, thus transgenic lines are required for this study. CD46 is a complement regulatory protein that protects host tissue from complement deposition by binding to complement components C3b and C4b. Its expression on murine fibroblast and lymphoid cell lines renders these otherwise refractory cells permissive for MeV infection, and the expression of CD46 on primate cells parallels the clinical tropism of MeV infection in humans and nonhuman primates (Rall G F et al. *PNAS USA* 1997; 94(9):4659-63). SLAM is a type 1 membrane glycoprotein belonging to the immunoglobulin super-

family. It is expressed on the surface of activated lymphocytes, macrophages, and dendritic cells and is thought to play an important role in lymphocyte signaling. SLAM is a receptor for both wild-type and vaccine MeV strains (Sellin C I et al. *J Virol.* 2006; 80(13):6420-29).

CD46 or SLAM/CD150 transgenic mice are challenged with a lethal dose of the MeV. Animals are immunized intravenously (IV), intramuscularly (IM), or intradermally (ID) at week 0 and week 3 with candidate MeV vaccines with and without adjuvant. The animals are then challenged with a lethal dose of MeV on week 7 via IV, IM or ID. Endpoint is day 13 post infection, death or euthanasia. Animals displaying severe illness as determined by >30% weight loss, extreme lethargy or paralysis are euthanized. Body temperature and weight are assessed and recorded daily.

In experiments where a lipid nanoparticle (LNP) formulation is used, the formulation may include a cationic lipid, non-cationic lipid, PEG lipid and structural lipid in the ratios 50:10:1.5:38.5. The cationic lipid is DLin-KC2-DMA (50 mol %), the non-cationic lipid is DSPC (10 mol %), the PEG lipid is PEG-DOMG (1.5 mol %) and the structural lipid is cholesterol (38.5 mol %), for example.

TABLE 1

hMPV Immunogenicity studies bleeding schedule										
Animal groups			Day							Harvest Spleens/Terminal Bleeds
			(n = 8) vaccine	-2	0	7	14	21	28	
Placebo	Group	PBS	Pre-Bleed	Prime	Bleeds	Bleeds	Bleeds/Boost	Bleeds	Bleeds	
	1 (n = 8)	(IM)								
10 µg	Group	10 µg								
Dose	2 (n = 8)	(IM)								
2 µg	Group	2 µg								
Dose	3 (n = 8)	(IM)								

Total n = 24

Each of the sequences described herein encompasses a chemically modified sequence or an unmodified sequence which includes no nucleotide modifications.

TABLE 2

hMPV Nucleic Acid Sequences		
Description	Sequence	SEQ ID NO:
gi 122891979 gb EF051124.1 Human metapneumovirus isolate TN/92-4 fusion protein gene, complete genome	ATGAGCTGGAAGGTGGTATTATCTTCAGCCTGCTGATTACACCTCAACACCGCCCTGAAGGAGAGCTACCTGGAAGAGA GCTGCTCCACCATCACCGAGGGCTACCTGAGCGTGTGCGACCGGCTGGTACACCAACGTGTTACCCCTGGAGGTGG GCGACGTGGAGAACCTGACCTGCAGCGACGGCCCTAGCC TGATCAAGACCGAGCTGGACCTGACCAAGAGCGCTCTGA GAGAGCTGAAGACCGTGTCCGCCGACCAAGCTGGCCAGAG AGGAACAGATCGAGAACCCTCGGCAGAGCAGATTCTGTG TGGGCGCCATCGCTCTGGGAGTCGCCGCTGCCGCTGCAG TGACAGCTGGAGTGGCCATTGCTAAGACCATCAGACTGG AAAGCGAGGTGACAGCCATCAACAATGCCCTGAAGAAG ACCAACGAGGCCGTGAGCACCCCTGGGCAATGGAGTGAGA GTGCTGGCCACAGCCGTGCCGGAGCTGAAGGACTTCTGTG AGCAAGAACCTGACCAAGCCATCAACAAGAACCAAGTG CGACATCGATGACCTGAAGATGGCCGTGAGCTTCTCCCA GTTCAACAGACGGTTCTCTGAAACGTGGTGAAGAGTCTC CGACAACCGCTGGAATCACACCTGCCATTAGCCTGGACCT GATGACCGACGCGAGCTGGCTAGAGCCGTGCCAACAT GCCCACGCGCTGGCCAGATCAAGCTGATGCTGGAGAA CAGAGCCATGGTGGGAGAAAGGGCTTCGGCATCTGAT TGGGGTGTATGGAAGCTCCGTGATCTACATGGTGCAGCT GCCCATCTTCGGCGTGCAGACACCCCTGCTGGATCGTG	1

TABLE 2-continued

hMPV Nucleic Acid Sequences		
Description	Sequence	SEQ ID NO.
	AAGGCCGCTCCTAGCTGCTCCGAGAAGAAAGGAACTAT GCCTGTCTGCTGAGAGAGGACCAGGGCTGGTACTGCCAG AACGCCGGAAGCACAGTGTACTATCCCAACGAGAAGGAC TGCGAGACCAGAGGCGACCAGTGTCTGCGACACCGCT GCCGGAATCAACGTGGCCGAGCAGAGCAAGGAGTGCAA CATCAACATCAGCACACCAACTACCCCTGCAAGGTGAG CACCGGACGGCACCCATCAGCATGGTGGCTCTGAGCCC TCTGGGCGCTCTGGTGGCTGCTATAAGGGCGTGTCTGT AGCATCGGCAGCAATCGGGTGGGCATCATCAAGCAGCTG AACAAAGGATGCTCCTACATCACCACAGGACGCCGAC ACCGTGACCATCGACACACCGTGTACCAGCTGAGCAAG GTGGAGGGCAGCAGCAGTGTCAAGGGCAGACCCGT GAGTCCAGCTTCGACCCCATCAAGTTCCTGAGGACCA GTTCAACGTGGCCCTGGACCAGGTGTTGAGAATCGA GACAGCCAGGCCCTGGTGGACCAGAGCAACAGAACTCT GTCCAGCGCTGAGAAGGGCAACACCGGCTTCATCATTGT GATCATCTGATCGCCGTGCTGGGCAGCTCCATGATCCTG GTGAGCATCTTCATCATATCAAGAAGACCAGAAACCC ACCGGAGCCCTCCTGAGCTGAGCGGCGTGACCAACAAT GGCTTCATTCCCAACTGA	
gb AY525843.1 : 3065-4684 Human metapneumovirus isolate NL/1/99, complete genome	ATGTCTTGAAAGTGATGATCATCATTTCTTACTCATAA CACCCAGCACGGGCTAAAGGAGAGTTATTTGGAAGAAAT CATGTAGTACTATAACTGAGGGATACCTCAGTGTTTAAG AACAGGCTGGTACACTAATGTCTTACATTAGAAGTTGGT GATGTTGAAAATCTTACATGTACTGATGGACCTAGCTTAA TCAAACAGAACTTGATCTAACAAGAGTGTCTTAAGGG AACTCAAACAGTCTCTGCTGATCAGTTGGCGAGAGAGG AGCAAATGAAAAATCCAGACAATCAAGATTTGTCTTAG GTGCGATAGCTCTCGGAGTGTACAGCAGCAGCAGTCA CAGCAGGCATTGCAATAGCCAAAACATAAGGCTTGAGA GTGAGGTGAATGCAATTAAGGTGCTCTCAAACAAACTA ATGAAGCAGTATCCACATTAGGGAATGGTGTGCGGGTCC TAGCCACTGCAGTGAGAGAGCTAAAAGAATTTGTGAGCA AAAACCTGACTAGTGCAATCAACAGGACAAATGTGACA TTGCTGATCTGAAGATGGCTGTAGCTTCAGTCAATTCAA CAGAAGATTTCTAAATGTTGTGCGGCAGTTTTAGACAAT GCAGGGATAACACCAGCAATATCATTGGACCTGATGACT GATGCTGAGTTGGCCAGAGCTGTATCATACATGCCAACA TCTGCAGGGCAGATAAACTGATGTTGGAGAACCGCGCA ATGGTAAGGAGAAAAGGATTTGGAATCCTGATAGGGGTC TACGGAAGCTCTGTGATTTACATGGTTCAAATGCGGATCT TTGGTGTCTAGATACACCTTGTGGATCATCAAGGCAGC TCCCTCTTGCTCAGAAAAAACCAGGAATTAAGCTTGCCTC CTAAGAGAGGATCAAGGGTGGTATGTAATAAATGAGGA TCTACTGTTTACTACCCAAATGAAAAGACTGCGAAACA AGAGGTGATCATGTTTTTGTGACACAGCAGCAGGGATC AATGTTGCTGAGCAATCAAGAGAATGCAACATCAACATA TCTACTACCAACTACCCATGCAAGTCAAGCAGGAAGA CACCCATAAGCATGGTGCACATACCTCTCGGTGCTT TGGTGGCTTGTATAAAGGGTAAAGCTGCTCGATGCGCA GCAATGGGT TGGAATCATCAACAATTACCCAAAGGCTGCTCATACAT AACCAACCAGGATGCAGACACTGTAACAATTGACAATAC CGTGTATCAACTAAGCAAAGTTGAAGGTGAACAGCATGT AATAAAGGGAGACCAGTTCAAGCAGTTTGTATCCAAT CAAGTTCTCTGAGGATCAGTTCATGTTGCGCTTGATCAA GTCTTCGAAAGCATTGAGAACAGTCAAGCACTAGTGGAC CAGTCAAACAAAATCTAAACAGTGCAGAAAAAGGAAA CACTGGTTTCATTATCGTAGTAATTTGGTTGCTGTTCTG GTCTAACCATGATTTAGTGAAGCATCATCATATAATCAA GAAACAAAGGAAGCCACAGGAGCACCTCCAGAGCTGA ATGGTGTCAACAACGGCGGTTTCATACCACATAGTTA	2
gb KJ627414.1 : 3015-4634 Human metapneumovirus strain hMPV/Homo sapiens/PER/CFI0497/ 2010/B, complete genome	ATGTCTTGAAAGTGATGATTATCATTTCTTACTCATAA CACCTCAGCATGGACTAAAAGAAAGTTATTTAGAAGAAAT CATGTAGTACTATAACTGAAGGATATCTCAGTGTTTAAG AACAGGTTGGTACACCAATGTCTTACATTAGAAGTTGGT GATGTTGAAAATCTTACATGTACTGATGGACCTAGCTTAA TCAAACAGAACTTGACCTAACCAAGTGTCTTAAGAG AACTCAAACAGTTCCTGCTGATCAGTTAGCGAGAGAG AACAAATGAAAATCCAGACAATCAGGTTTGTCTTAG GTGCAATAGCTCTTGGAGTTGCCACAGCAGCAGCATCA CAGCAGGCATTGCAATAGCCAAAACATAAGGCTTGAGA GTGAAGTGAATGCAATCAAGGTGCTCTCAAACAAACA	3

TABLE 2-continued

hMPV Nucleic Acid Sequences		SEQ ID NO:
Description	Sequence	
	ATGAGGCAGTATCAACACTAGGAAATGGAGTGC GG GTCC TAGCCACTGCAGTAAGAGAGCTGAAAGAATTTGTGAGCA AAAACCTGACTAGTGCATCAACAAGAACAAGTGTGACA TTGCTGATTTGAAGATGGCTGTCAAGTTCAGTCAAGTCAA CAGAAGATTCCTAAATGTTGCGCGCAGTTTTCAGACAAT GCAGGGATAACACCAGCAATATCATTGGACCTGATGAAT GATGCTGAGCTGGCCAGAGCTGTATCATACATGCCAACA TCTGCAGGACAGATAAACTAATGTTAGAGAACCGTGCA ATGGTGGAGGAAAAGGATTTGGAATCTTGATAGGGGTC TACGGAAGCTCTGTGATTTACATGGTCCAGCTGCCGATCT TTGGTGTCAATAATACACCTTGTGGATAATCAAGGCAGC TCCCTCTTGTTCAGAAAAGATGGAAATATGCTTGCCTC CTAAGAGAGGATCAAGGGTGGTATTGTA AAAATGCAGGA TCCACTGTTTACTACCCAAATGAAAAGACTGCGAAACA AGAGGTGATCATGTTTTTGTGACACAGCAGCAGGGATC AATGTTGCTGAGCAATCAAGAGAATGCAACATCAACATA TCTACCCAACTACCCATGCAAAAGTCAACACAGGAAGA CACCCATCAGCATGGTTGCACTATCACCTCTCGGTGCTT TGGTAGCTTGTACAAAAGGGTTAGCTGCTCGACTGGCA GTAATCAGGTTGGAATAATCAACAACACTACCTAAGGCT GCTCATACATAACTAAC CAGGACGACACTGTAACAA TTGACAACACTGTGTATCAACTAAGCAAAGTTGAGGGTG AACAGCATGTAATAAAAAGGGAGACCAGTTTCAAGCAGTT TTGATCCAATCAGGTTTCTGAGGATCAGTTCAATGTTGC GCTTGATCAAGCTTTGAAAGCATTGAAAACAGTCAAGC ACTAGTGGACCAGTCAACA AAAATCTGAACAGTGCAGA AAAAGGAAACACTGGT TTCATTATTTGTAATAATTTTGATTGCTTCTTGGGTTAAC CATGATTCAGTGCATCATCATATAATCAAAAAAC AAGGAAGCCACAGGGGCACCTCCGGAGCTGAATGGTGT TACCAACGGCGGTTTCATACCCGATAGTAG	
gb KJ723483.1 : 5586-7310 Human respiratory syncytial virus strain RSVA/ <i>Homo sapiens</i> /USA/84I- 215A-01/1984, complete genome	ATGGAGTTGCCAATCCTCAAACAATGCAATTACCACA ATCCTTGTGCAGTCACTCTGTTTCGCTTCCAGTCAA ACATCACTGAAGAATTTTATCAATCAACATGCAGTGCAG TTAGCAAAGGCTATCTTAGTGTCTAAGAACTGGTTGGTA TACTAGTGTATAACTATAGAATTAAGTAATATCAAGGA AAATAAGTGTAAATGGACAGATGCTAAGGTAAAATGAT AAAACAGAAATAGATAAATATAAAAATGCTGTAAACAGA ATTGCAGTTGCTCATGCAAAGCACACCAGCAGCCAAACA TCGAGCCAGAAGAGAATACCAAGTTTATGAATATAC ACTCAATAATACCAAAAATACCAATGTAACATTAAGCAA GAAAAGGAAAAGAAGATTTCTTGGCTTTTGTTAGGTGT GGATCTGCAATCGCCAGTGGCATTGCTGTATCTAAGGTCC TGCACCTAGAAGGGGAGTGAACAAAATCAAAGTGTCTC TACTATCCACAACAAGGCTGTAGTCACTTATCAAATG GAGTTAGTGTCTTAACAGCAAAGTGTAGACCTCAAAA ACTATATAGATAAACAGTTGTTACCTATGTGAACAAGC AAAGCTGCAGCATATCAACATTTGAACTGTGATAGAGT TCCAAACAAAAGAACAAACAGACTACTAGAGATTACCAGGG AATTTAGTGTAAATGCAGGTGTAACACACCTGTAAGCAC TTATATGTTAACTAATAGTGAATATTTATCATTAAATCAAT GATATGCCTATAACAAATGATCAGAAAAGTTAATGTCC AACAAATGTTCAAATAGTTAGACAGCAAAGTTACTCTATC ATGTCCATAATAAAGGAGGAAGCTTAGCATATGTAGTA CAATTACCAGTATATGGTGAATAGATACCCCTGTTGGA AACTGCACACATCCCTCTATGTACAACCAACCAAAGG AAGGGTCCAACATCTGCTTAACAAGAACCGACAGAGGAT GGTATTTGACAAATGCAGGATCAGTATCTTTCTCCCA AGCTGAAACATGTAAGTTCATCGAATCGGGTATTTTGT GACACAAATGAACAGTTTAAACATTACCAAGTGAAGTAAT CTCTGCAACATGACATATCAACCCCAAAATATGATTGCA AAATFATGACTTCAAAAACAGATGTAAGCAGCTCCGTTA TCACATCTCTAGGACCAATGTGTATGCTATGGCAAAC TAAATGTACAGCATCCAATAAAAATCGTGGATCATAAA GACATTTCTAACGGGTGTGATATGTATCAAAATAAGGG GGTGGATCTGTCTGTAGGTAATACATTATATATGTA AATAAGCAAGAAGGCAAAGTCTCTATGTA AAAAGGTGAA CCAATAATAAATTTCTATGACCCATAGTGTCCCTCTG ATGAATTTGATGCATCAATATCTCAAGTCAATGAGAAGA TTAACAGAGCTAGCATTTATTCGTAATCCGATGAAT ATTACATAATGTAATGCTGGTAAATCCACCACAAATAT CATGATAACTACTATAATATAGTATTATAGTAATATTG TTATCATTAAATGCAAGTGGACTGCTCCTATACTGCAAGG CCAGAAGCACACCAGTCACTAAGTAAAGGATCAACTGA	4

TABLE 2-continued

hMPV Nucleic Acid Sequences		
Description	Sequence	SEQ ID NO:
	GTGGTATAAATAATATTGCATTAGTAACTGA	
hMPV mRNA Sequences		
gi 122891979 gb EF051124.1 Human metapneumo virus isolate TN/92-4 fusion protein gene, complete genome	AUGAGCUGGAAGGUGGUGAUUUCUUCAGCCUGCUGAU UACACCUCAACACCGCCUGAAGGAGAGCUACCUUGGAAG AGAGCUGCUCACCAUCACCGAGGGCUACCUAGAGCGUG CUGCGGACCGGCGGUACACCAACGUGUUCACCCUGGA GGUGGGCGACGUGGAGAACCUGACUUCAGCGAGCGGCC CUAGCCUGAUCAAGACCGAGCUGGACCUGACCAAGAGC GCUCUGAGAGAGCUGAAGACCGUGUCCGCCGACCAAGCU GGCCAGAGAGGAACAGAUCGAGAACCCUCGGCAGAGCA GAUUCGUGCUGGGCGCCAUCCGUCUGGGAGUCGCCGCU GCCGUCGAGUGACAGCUGGAGUGGCCAUUGCUAAGAC CAUCAGACUGGAAGCGAGGUGACAGCCAUCAACAUG CCUGAAGAAGACCAACGAGGCCUGAGCACCCUGGGC AAUGGAGUGAGAGUGCUGGCCACAGCCGUGCGGGAGCU GAAGGACUUCGUGAGCAAGAACCUGACCCAGAGCCAUCA ACAAGAACAAGUGCGCAUCGAUGACCUAGAAGUAGGCC GUGAGCUUCGCCAGUUCACAGACGGUUCUGAACGU GGUGAGACAGUUCUCCGACAAACGUGGAUUCACACCU CCAUUAGCCUGGACCUGAUGACCGAGCCGAGCUGGCU AGAGCCGUGCCCAACAUGCCACAGCCGUGGCCAGAU CAAGCUGAUGCUGGAGAACAGAGCCAUUGGUGCGGAGAA AGGGCUUCGGCAUCUGAUUUGGGUGUAUGGAGCUC GUGAUCUACAUGGUGCAGCUGCCAUUCUUGCGGUGAU CGACACACCCUGCUGGAUCGUGAAGGCCGCUCCUAGCU GCUCCGAGAAGAAAGGAACAUAUGCCUGUCUGCUGAGA GAGGACAGGGCUGGUACUGCCAGAACCGGAAAGCAC AGUGUACUUAUCCCAACGAGAAGGACUGCGAGACAGAG GCGACACGUGUUCUGCGACACCGCUGCCGGAUCAAC GUGGCCGAGCAGAGCAAGGAGUGCAACAUAACAUCAG CACAAACAACUACCCUGCAAGGUGAGCACCGGACGGC ACCCCAUCAGCAUGGUGGCUUCUGAGCCUCUGGGCGCU CUGGUGGCCUGCUAUAAGGGCGUGUCUGUAGCAUCCG CAGCAUUCGGGUGGCAUCAAGCAGCUGAACAAAGG GAUGCUCUACAUCACCAACAGGACCGCCAGACCCGUG ACCAUCGACAACCCGUGUACAGCUGAGCAAGGUGGA GGGCGAGCAGCACGUGAUAAGGGCAGACCCGUGAGCU CCAGCUUCGACCCCAUCAAGUUCUUGAGGACCAUUC AACGUGGCCUUGGACCAAGGUGUUGAGAACAUCGAGAA CAGCCAGGCCUUGGUGGACAGAGCAACAGAAUCCUGU CCAGCCUGAGAAGGGCAACACCGGCUUCAUUAUGUG AUCAUUCUGAUCGCGGUGCUGGGCAGCUCUAGAUCU GGUGAGCAUCUUAUCAUUAUCAAGAGACCAAGAAAC CCACCGGAGCCUUCUGAGCUGAGCGGCGUGACCAAC AAUGGCUUCAUUCACCAACUGA	57
gb AY25843.1 : 3065-4684 Human metapneumovirus isolate NL/1/99, complete genome	AUGUCUUGGAAAGUGAUGAUCAUUUUCGUAUCUAU AACACCCAGCACGGGCUAAGGAGAGUUAUUUGGAAG AAUCAUGUAGUACUAUAACUGAGGGAUACCUAGUGUU UUAAGAACAGGCGGUACACUAUUGUCUUCACAUUAGA AGUUGGUGAUGUUGAAAUCUUAUCAUGUACUGAUGGA CCUAGCUUAUAUCAAACAGAACUUGAUCUAACAAAAG UGCUUUAAGGGAACUAAAACAGUCUCUGCUGAUCAGU UGGCGAGAGAGGAGCAAUUGAAAUCACAGACAAUCA AGAUUUGUCUUAAGGUGCGAUAGCUCUGGAGUUGCUAC AGCAGCAGCAGUCACAGCAGGCAUUGCAUAGCCAAA CCAUUAGGCUUGAGAGUGAGGUGAAUGCAAUUAAGG UGCUCUCAACAAACUAUUAAGCAGUAUCACAUUAG GGAAUGGUGUGCGGGUCUAGCCACUGCAGUGAGAGAG CUAAAAGAAUUGUGAGCAAAAACCUGACUAGUGCAU CAACAGGAACAAUUGUGACAUUGCUGAUCUGAAGAUGG CUGUCAGCUUCAGUCAAUUCAACAGAAUUCUAAA GUUGUGCGGAGUUCUAGACAAUGCAGGGAAUACACC AGCAAUAUCAUUGGACCUAGUAGCUGAUGCUGAGUUGG CCAGAGCUGUAUCAUACUGCCAACUUCGAGGGCAG AUAAAACUGAUGUUGGAGAACCGGCAUUGUAAGGAG AAAAGGAUUGGAAUUCUGAUAGGGGUCUACGGAAGCU CUGUAUUACAUGGUCAAUUGCCGAUCUUGGUGUC AUAGAUACACCUUGUUGGAUCAUAGGCAGCUCUCC UUGCUCAGAAAAAACGGGAAUUAUGCUUGCCUCUAA GAGAGGAUCAAGGGUGGUUUGUAAAAAUGCAGGAUC UACUGUUUACUACCAAUUGAAAAGACUGGAAACAA GAGGUGAUCAGUUUUUGUGACACAGCAGCAGGGAUC	58

TABLE 2-continued

hMPV Nucleic Acid Sequences		
Description	Sequence	SEQ ID NO:
	AAUGUUGCUGAGCAAUCAAGAGAAUGCAACAUCAACAU AUCUACUACCAACUACCCCAUGCAAAGUCAGCACAGGAA GACACCCUUAUAAGCAUGGUUCACUUCACCUCUCGGU GCUUUGGUGGCUUUCUUAAGGGGUAAAGCUGCUCGAU UGGCAGCAAUUGGGU UGGAUAUCAAAACAUAUACCCAAAGGCUGCUCAUACA UAACCAACCAGGAUGCAGACACUGUAACAAUUGACAAU ACCGUGUAUCAACUAAGCAAAGUUAAGGUGAACAGCA UGUAAUAAAAGGGAGAC CAGUUUCAAGCAGUUUUGAUC CAUACAAGUUUCUGAGGAUCAGUUCAAUGUUGCGCUU GAUCAAGUCUUCGAAAGCAUUGAGAAACAGUCAGGCACU AGUGGACCAGUCAAAACAUAUUCUAAACAGUGCAGAAA AAGGAAACACUGGUUUCUAUUCGUAUUAUUUUGU UGCUGUUCUUGGUCUAACCAUGAUUUCAGUGAGCAUCA UCAUCAUAUCAAGAAAACAAGGAGCCACAGGAGCA CCUCACAGAGCUGAAUGGUGUACCAACGGCGGUUUCAU ACCACAUGUUAG	
gb KJ627414.1 : 3015-4634 Human metapneumovirus strain hMPV/Homo sapiens/PER/CFI0497/ 2010/B, complete genome	AUGUCUUGGAAAGUGAUGAUUAUCAUUUCGUUACUCAU AACACCCUCAGCAUGGACUAAAAGAAAGUUUUAUAGAAAG AAUCAUGUAGUACUUAUAACUGAAGGAUAUCUCAGUGUU UUAAGAACAGGUUGGUAACCCAAUGUCUUUACAUAUAGA AGUUGGUGAUGUUUAAAACUUUAUCAUAGUACUGAUGGA CCUAGCUUAUACAACAGAACUUGACCUAACCAAAG UGCUUUUAGAGAACUAAAACAGUUUCUGCUGAUCAGU UAGCGAGAGAAGAACAUAUUGAAAACCCAGACAAUACA AGGUUUGUCUAGGUGCAAUAGCUUUGGAGUUGCCAC AGCAGCAGCAGUCACAGCAGGCAUUGCAAUAGCCAAA CUUAUAGGCUUGAGAGUGAAGUGAAUGCAAUCAAGG UGCUUCUCAAACAACCAAUAGGGCAGUAUCAACACUAG GAAAUGGAGUGCGGGUCUAGCCACUGCAGUAAGAGAG CUGAAAAGAAUUUGUGAGCAAACCCUGACUAGUGCGAU CAACAAGAACAAAGUGGACAUUGCUGAUUUGAAGUAGG CUGUCAGCUUCAGUCAGUUAACAGAAAGAUUCCUAAA GUUGUGCGGCAGUUUUCAGACAAUAGCAGGGAAUACACC AGCAAUAUCAUUGGACCUUGAUGAAUAGUUCUGAGCUGG CCAGAGCUGUAUCAUACUAGCCAACUUCUGCAGGACAG AUAAAACUAAUGUUAAGAGAACCGUCAAUGGUGAGGA GAAAAGGAUUUGGAAUCUUGAUAGGGGUCUACGGAG CUCUGUGAUUUACAUGGUCAGCUGCCGAUCUUUGGUG UCAUAAAUAACCCUUGUUGGAUUAUCAAGGCAGCUCCC UCUCUGUUCAGAAAAGAUUGGAAUUUAUGCUUGCCUCU AAGAGAGGAUCAAGGGUGGUAUUGUAAAAUAGCAGGA UCCACUGUUUAUCACCAAUUGAAAAGACUGCGAAAC AAGAGGUGAUCAUGUUUUUGUGACACAGCAGCAGGGA UCAAUGUUGCUGAGCAAUCAAGAGAAUGCAACAUCAAC AUUAUCUACCAACUACCAUAGCAAAGUCAGCACAGG AAGACACCCUUCAGCAUGGUGUACUUAUCACCUUCUG GUGCUUUGGAGCUGCUACAAGGGGUUAGCUGCUCG ACUGGCAGUAAUACAGGUUGGAUUAUCAAACAACUACC UAAAGGCUGCUCAUACAUAUCAACCAAGGACGCAGACA CUGUAACAUAUGACAACACUGUGUAUCAACUAAGCAA GUUGAGGGUGAACAGCAUGUAUUAUAAAGGGAGACCAG UUAACAAGCAGUUUUGAUCCAUCAGGCUUUCUGAGGAU CAGUUAAGUUGCGCUGUAUCAAGUCUUUUGAAAGCAU UGAAAACAGUCAAGCACUAGUGGACCAUCUAAACA UUCUGAACAGUGCAGAAAAGGAAACACUGGU UUCAUUAUUGUAUUAUUUUUGAUUUGCUGUUUCUUGGGU UAACCAUGAUUUCAGUGAGCAUCAUCAUUAUUAACA AAAACAAGGAAGCCACAGGGGCACUCCGGAGCUGAA UGGUGUUAACCAACGGCGGUUUAUACCCGAUAGUUAG	59
gb KJ723483.1 : 5586-7310 Human respiratory syncytial virus strain RSV A/Homo sapiens/USA/84I- 215A-01/1984, complete genome	AUGGAGUUGCCAAUCCUCAAACAUAUAGCAAUUAACCAC AAUCCUUGCUGCAGUCACACUCUGUUUCGCUUCCAGUC AAAACAUCACUGAAGAAUUUUAUCAUCAAUAGCAGU GCAGUUAAGCAAAGGCUAUUCUAGUGUCUUAAGAAACUGG UUGGUUAUCUAGUGUUAUUAACUUAJAGAAUUAAGUAAU AUCAAAGGAAAUAAGUGUUAUUGGAACAGAUUCUAAAGG UAAAUAUGAUAAAACAAGAAUUAAGAAUUAUAAAA UGCUGUAACAGAAUUGCAGUUGCUAUGCAAAGCACAC CAGCAGCCAAACAUCGAGCCAGAAAGAAACUACCAAGG UUUUUGAAUUUAACAUCUCAAUAUACAAAAUACCAA UGUAAACAUUAGCAAGAAAAGGAAAGAAAGAUUUUCU GGCUUUUUGUUAAGGUGUUGGAUCGCAUUCGCCAGUGG CAUUGCUGUAUCUAAAGGUCUGCACCUAAGAGGGGAAG	60

TABLE 2-continued

hMPV Nucleic Acid Sequences		SEQ ID NO:
Description	Sequence	
	UGAACAAAUCAAAAGUGCUCUACUACCAAAACAAG GCUGUAGUCAGCUUAUCAAAUGGAGUAGUGUCUUAAC CAGCAAGUGUAGACCUCAAAACUAUUAJAGAUAAAC AGUUGUUAACUUAUGUGAACAAAGCUGCAGCAUA UCAAACAUUGAAACUGUGAUAGAGUUCCAAACAAGAA CAACAGACUACUAGAGAUUACCAAGGAAUUAUGUGUUA AUGCAGGUGUAACUACCCUGUAAGCACUUAUUGUUA ACUAAUAGUGAAUUAUUAUCAUAAUCAUAGAUAGCC UAUAAACAAUAGAUAGAAAAGUUAUUGUCCAAUAG UUCAAAAGUUAAGACAGCAAAGUUAUCUUAUGUCC AUAUAAAGGAGGAAGUCUUAAGCAUUAUGUACAUA UACCACUAUUAUGGUGUAUAGAUACCCUGUUGGAAA CUGCACAUCCCCUCUUAUGUACAAACAAACAAGGA AGGGUCAACAUCUGCUUAACAAGAACCAGCAGAGGAU GGUAUUGUGACAAUGCAGGAUCAGUUCUUAUCCCA CAAGCUGAAACAUUAAGUUAUUAUUAUUAUUAUUA UUGUGACACAAGAACAGUUUAACAUAUUAUUAUUA UAAAUCUCUGCAACAUAUGACAUAUUAUUAUUAUUA GAUUGCAAAUUAUGACUUAUUAUUAUUAUUAUUAUUA CUCUUAUUAUUAUUAUUAUUAUUAUUAUUAUUAUUA AUGGCAAAACUAAUUAUUAUUAUUAUUAUUAUUAUUA GGGAUCUUAUUAUUAUUAUUAUUAUUAUUAUUAUUA UAUCAAAUUAAGGGGUGGAUACUGUGUCUGUAGGUA UACAUAUUAUUAUUAUUAUUAUUAUUAUUAUUAUUA CUCUUAUUAUUAUUAUUAUUAUUAUUAUUAUUAUUA CCCAUUAUUAUUAUUAUUAUUAUUAUUAUUAUUAUUA UAUUAUUAUUAUUAUUAUUAUUAUUAUUAUUAUUA UUUAUUAUUAUUAUUAUUAUUAUUAUUAUUAUUAUUA AUGCUGGUAUUAUUAUUAUUAUUAUUAUUAUUAUUAUUA AUAUUAUUAUUAUUAUUAUUAUUAUUAUUAUUAUUA UUGCAGUUGGACUGCUCUUAUUAUUAUUAUUAUUAUUA ACACCAGUCACACUAUUAUUAUUAUUAUUAUUAUUA AAUUAUUAUUAUUAUUAUUAUUAUUAUUAUUAUUA	

TABLE 3

hMPV Amino Acid Sequences		SEQ ID NO:
Description	Sequence	
gi 122891979 gb EF051124.1 Human metapneumovirus isolate TN/92-4 fusion protein gene, complete cds	MSWKVVIIFSLITPQHGLKESYLEESCSTITEGYLSVLRGTW YTNVFTLEVGDVENLTCSDGPSLIKTELDTKSALRELKTVS ADQLAREEQIENPRQSRFVLGAIAGVATAAAVTAAGVATAK TIRLESEVTAINNALKKTNEAVSTLGNQVRLATAVRELKD FVSKNLTRAINKNCDDDLKMAVFSQFNRRFLNVVRQFS DNAGITPAISLDLMTDAELARAVNMPSTAGQIKLMLLENRA MVRKGFILIGVYSSVIYMQVLPFGVIDTPCWIVKAAPS CSEKKNYAQLLRDQGWYCKNAGSTVYYPNEKDCETR DHVFCDTAAGINVAEQSKECNINISTTNYPCVKSTGRHPISM VALSPLGALVACYKGVSCSISNRVGIKQLNKGCSYITNQD ADTVTIDNTVYQLSKVEGEQHVIKGRPVSSSFDPIKFPEDQF NVALDQVFENIENSQALVDQSNRILSSAEKNGTGFIIIVILIAV LGSSMILVSIFIIKKTRKPTGAPPELSGVTNNGFIPHN	5
gb AY525843.1 : 3065-4684 Human metapneumovirus isolate NL/1/99, complete cds	MSWKVMIIISLLITPQHGLKESYLEESCSTITEGYLSVLRGTW YTNVFTLEVGDVENLTCSDGPSLIKTELDTKSALRELKTVS ADQLAREEQIENPRQSRFVLGAIAGVATAAAVTAAGVATAK IRLESEVNAIKALKQTNEAVSTLGNQVRLATAVRELKEF VSKNLTSAINRNKCDIADLMAVFSQFNRRFLNVVRQFSD NAGITPAISLDLMTDAELARAVSYMPTAGQIKLMLLENRAM VRRKGFILIGVYSSVIYMQVLPFGVIDTPCWIIKAAPSCS EKNGNYACLLREDQGWYCKNAGSTVYYPNEKDCETR VFCDTAAGINVAEQSRECNINISTTNYPCVKSTGRHPISMVA LSPLGALVACYKGVSCSISNRVGIKQLNKGCSYITNQDAD TVTIDNTVYQLSKVEGEQHVIKGRPVSSSFDPIKFPEDQFNV ALDQVFESIENSQALVDQSNKILNSAEKNGTGFIIIVILVAVL GLTMISVSIIIIIKKTRKPTGAPPELNGVTNNGFIPHS	6
gb KJ627414.1 : 3015-4634 Human metapneumovirus	MSWKVMIIISLLITPQHGLKESYLEESCSTITEGYLSVLRGTW YTNVFTLEVGDVENLTCSDGPSLIKTELDTKSALRELKTVS ADQLAREEQIENPRQSRFVLGAIAGVATAAAVTAAGVATAK	7

TABLE 3-continued

hMPV Amino Acid Sequences		
Description	Sequence	SEQ ID NO:
strain hMPV/ <i>Homo sapiens</i> /PER/CFI0497/2010/B, complete cds	IRLESEVNAIKGALKTTNEAVSTLGNQVVRVLAATAVRELKEF VSKNLTSAINKNKCDIADLKMVAFSFSQFNRRFLNVVRQFSD NAGITPAISLDLMDAELARAVSYMPTAGQIKLMLNRAM VRRKGFILIGVYSSVIYMVQLPIFGVINTPCWIIKAAPSCS EKDGNVACLLREDQGWYCKNAGSTVYYPNEKDCETRGDH VFCDTAAGINVAEQSRECNINISTTNYPCKVSTGRHPISMVA LSPLGALVACYKGVSCSTGNSQVGIKQLPKGCSYITNQDAD TVTIDNTVYQLSKVEGEQHVIGRPFVSSSPDPIRFPEDQFNV ALDQVFESIENSQALVDQSNKILNSAEKGNVTGFIIVIILIAVLG LTMISVSI III IKKTRKPTGAPPELNGVTNGGFIPHS	
gb KJ723483.1 : 5586-7310 Human respiratory syncytial virus strain RSVa/ <i>Homo sapiens</i> /USA/84I-215A-01/1984, complete cds	MELPILKTNAITTILAAVTLCFASSQNIIEEFYQSTCSAVSKG YLSALRTGWYTSVITIELSNIKENKCNGTDAKVKLIKQELDK YKNAVTELLMQSTPAANNRARELPRFMNYTLNNTKNT NVTLSKKRKRFLGFLLVGVSATASGIAVSKVLHLEGEVNI KSALLSTNKAVVLSNGVSVLTSKVLDLKNYIDKQLLPIVN KQSCSISNIETVIEPQQKNRLEITREFSVNAGVTPVSTYM LTNSELESLINDMPIITNDQKLMNSNVQIVRQSSYSIMSIIKE EVLAYVVQLPLYGVIDTPCWLHTSPLCTTNTKEGSNICLTR TDRGWYCDNAGSVSFFPQAETCKVQSNRVFCDTMSLTLF SEVNLNIDIFNPKYDCKIMTSKTDVSSSVITSLGALVSCYKG TKCTASNKNRGIKTFSGCDYVSNKGVDTVSVGNLTYVNV KQEGKSLVYKGEPIINFYDPLVFPSPDEFDASISQVNEKINQSL AFIRKSDLELHNVNAGKSTTNIIMTIIIVIVIVILLSLIAVGLL YCKARSTPVTLSKDQLSGINNIAPSN	8

TABLE 4

hMPV NCBI Accession Numbers (Amino Acid Sequences)	
Virus	GenBank Accession
F [Human metapneumovirus] [Human metapneumovirus]	AEK26895.1
fusion glycoprotein [Human metapneumovirus]	ACJ53565.1
fusion glycoprotein [Human metapneumovirus]	ACJ53566.1
fusion glycoprotein [Human metapneumovirus]	ACJ53569.1
fusion protein [Human metapneumovirus]	AEZ52347.1
fusion glycoprotein [Human metapneumovirus]	ACJ53574.1
fusion glycoprotein [Human metapneumovirus]	AHV79473.1
fusion glycoprotein [Human metapneumovirus]	ACJ53570.1
fusion glycoprotein [Human metapneumovirus]	ACJ53567.1
fusion protein [Human metapneumovirus]	AAS22125.1
fusion glycoprotein [Human metapneumovirus]	AHV79795.1
fusion glycoprotein [Human metapneumovirus]	AHV79455.1
fusion glycoprotein [Human metapneumovirus]	ACJ53568.1
fusion protein [Human metapneumovirus]	AAS22109.1
fusion glycoprotein [Human metapneumovirus]	AGU68417.1
fusion glycoprotein [Human metapneumovirus]	AGJ74228.1
fusion glycoprotein [Human metapneumovirus]	ACJ53575.1
fusion protein [Human metapneumovirus]	AAU25820.1
fusion glycoprotein [Human metapneumovirus]	AGU68377.1
fusion glycoprotein [Human metapneumovirus]	AGU68371.1
fusion glycoprotein [Human metapneumovirus]	AGJ74087.1
fusion glycoprotein [Human metapneumovirus]	ACJ53560.1
fusion glycoprotein [Human metapneumovirus]	AHV79858.1
fusion glycoprotein [Human metapneumovirus]	ACJ53577.1
fusion protein [Human metapneumovirus]	AAS22085.1
fusion protein [Human metapneumovirus]	AEZ52348.1
fusion glycoprotein [Human metapneumovirus]	AGJ74044.1
fusion glycoprotein [Human metapneumovirus]	ACJ53563.1
fusion glycoprotein precursor [Human metapneumovirus]	YP_012608.1
fusion glycoprotein [Human metapneumovirus]	AGJ74053.1
fusion protein [Human metapneumovirus]	BAM37562.1
fusion glycoprotein [Human metapneumovirus]	ACJ53561.1
fusion glycoprotein [Human metapneumovirus]	AGU68387.1
fusion [Human metapneumovirus]	AGL74060.1
fusion glycoprotein precursor [Human metapneumovirus]	AAV88364.1
fusion protein [Human metapneumovirus]	AAN52910.1
fusion protein [Human metapneumovirus]	AAN52915.1
fusion protein [Human metapneumovirus]	BAM37564.1
fusion glycoprotein precursor [Human metapneumovirus]	BAH59618.1
fusion protein [Human metapneumovirus]	AAQ90144.1

TABLE 4-continued

Virus	GenBank Accession
fusion glycoprotein [Human metapneumovirus]	AHV79446.1
fusion protein [Human metapneumovirus]	AEL87260.1
fusion glycoprotein [Human metapneumovirus]	AHV79867.1
fusion protein [Human metapneumovirus]	ABQ66027.2
fusion glycoprotein [Human metapneumovirus]	ACJ53621.1
fusion protein [Human metapneumovirus]	AANS2911.1
fusion glycoprotein [Human metapneumovirus]	AHV79536.1
fusion glycoprotein [Human metapneumovirus]	AGU68411.1
fusion protein [Human metapneumovirus]	AEZ52346.1
fusion protein [Human metapneumovirus]	AANS2913.1
fusion protein [Human metapneumovirus]	AANS2908.1
fusion glycoprotein [Human metapneumovirus]	ACJ53553.1
fusion glycoprotein [Human metapneumovirus]	AIY25727.1
fusion protein [Human metapneumovirus]	ABM67072.1
fusion protein [Human metapneumovirus]	AEZ52361.1
fusion protein [Human metapneumovirus]	AAS22093.1
fusion glycoprotein [Human metapneumovirus]	AGH27049.1
fusion protein [Human metapneumovirus]	AAK62968.2
fusion glycoprotein [Human metapneumovirus]	ACJ53556.1
fusion glycoprotein [Human metapneumovirus]	ACJ53620.1
fusion protein [Human metapneumovirus]	ABQ58820.1
F [Human metapneumovirus] [Human metapneumovirus]	AEK26886.1
fusion glycoprotein [Human metapneumovirus]	ACJ53619.1
fusion glycoprotein [Human metapneumovirus]	ACJ53555.1
fusion [Human metapneumovirus]	AGL74057.1
fusion protein [Human metapneumovirus]	ABD27850.1
fusion protein [Human metapneumovirus]	AEZ52349.1
fusion protein [Human metapneumovirus]	ABD27848.1
fusion protein [Human metapneumovirus]	ABD27846.1
fusion protein [Human metapneumovirus]	ABQ66021.1
fusion protein [Human metapneumovirus]	AFM57710.1
fusion protein [Human metapneumovirus]	AFM57709.1
fusion protein [Human metapneumovirus]	ABH05968.1
fusion protein [Human metapneumovirus]	AEZ52350.1
fusion protein [Human metapneumovirus]	AFM57712.1
fusion protein [Human metapneumovirus]	AEZ52364.1
fusion protein [Human metapneumovirus]	AANS2912.1
fusion protein [Human metapneumovirus]	AEZ52363.1
fusion [Human metapneumovirus]	AGL74059.1
fusion glycoprotein [Human metapneumovirus]	ACJ53583.1
fusion protein [Human metapneumovirus]	AEZ52356.1
fusion protein [Human metapneumovirus]	AEZ52353.1
fusion glycoprotein [Human metapneumovirus]	ACJ53581.1
fusion glycoprotein [Human metapneumovirus]	ACJ53578.1
fusion protein [Human metapneumovirus]	AAS22117.1
fusion protein [Human metapneumovirus]	BAN75965.1
fusion protein [Human metapneumovirus]	AGF92105.1
fusion protein [Human metapneumovirus]	AAS22077.1
fusion protein [Human metapneumovirus]	AANS2909.1
fusion glycoprotein [Human metapneumovirus]	ACJ53586.1
fusion protein [Human metapneumovirus]	AAQ90145.1
fusion glycoprotein [Human metapneumovirus]	AGT75042.1
fusion [Human metapneumovirus]	AGL74058.1
fusion protein [Human metapneumovirus]	AEL87263.1
fusion glycoprotein [Human metapneumovirus]	AGH27057.1
fusion glycoprotein [Human metapneumovirus]	AHV79491.1
F [Human metapneumovirus] [Human metapneumovirus]	AEK26906.1
fusion glycoprotein [Human metapneumovirus]	ACJ53580.1
fusion protein [Human metapneumovirus]	AEZ52354.1
fusion protein [Human metapneumovirus]	AANS2914.1
G [Human metapneumovirus] [Human metapneumovirus]	AEK26901.1
glycoprotein [Human metapneumovirus]	AFI56738.1
glycoprotein [Human metapneumovirus]	AFI56739.1
glycoprotein [Human metapneumovirus]	AFI56745.1
G protein [Human metapneumovirus]	AAQ62718.1
G protein [Human metapneumovirus]	AAQ62719.1
attachment glycoprotein G [Human metapneumovirus]	AGH27104.1
G protein [Human metapneumovirus]	AAQ62729.1
G protein [Human metapneumovirus]	AAQ62728.1
glycoprotein [Human metapneumovirus]	AFI56753.1
glycoprotein [Human metapneumovirus]	AFI56746.1
glycoprotein [Human metapneumovirus]	AFI56750.1
glycoprotein [Human metapneumovirus]	AFI56747.1
G protein [Human metapneumovirus]	AAQ62721.1
glycoprotein [Human metapneumovirus]	AAT46573.1
glycoprotein [Human metapneumovirus]	AFI56748.1

TABLE 4-continued

Virus	GenBank Accession
glycoprotein [Human metapneumovirus]	AFI56736.1
glycoprotein [Human metapneumovirus]	AFI56749.1
attachment glycoprotein G [Human metapneumovirus]	AGH27131.1
attachment glycoprotein G [Human metapneumovirus]	AHV79558.1
glycoprotein [Human metapneumovirus]	AFI56740.1
glycoprotein [Human metapneumovirus]	AFI56741.1
glycoprotein [Human metapneumovirus]	AFI56744.1
attachment glycoprotein G [Human metapneumovirus]	AHV79790.1
attachment glycoprotein G [Human metapneumovirus]	AGH27122.1
attachment glycoprotein G [Human metapneumovirus]	AHV79763.1
attachment glycoprotein G [Human metapneumovirus]	AGZ48849.1
glycoprotein [Human metapneumovirus]	AFI56743.1
attachment glycoprotein G [Human metapneumovirus]	AHV79450.1
glycoprotein [Human metapneumovirus]	AFI56751.1
attachment glycoprotein [Human metapneumovirus]	AAS48482.1
attachment glycoprotein G [Human metapneumovirus]	AHV79889.1
attachment surface glycoprotein [Human metapneumovirus]	AGW43050.1
glycoprotein [Human metapneumovirus]	AFI56754.1
attachment glycoprotein G [Human metapneumovirus]	AHV79601.1
glycoprotein [Human metapneumovirus]	AFI56752.1
attachment glycoprotein G [Human metapneumovirus]	AHV79871.1
G protein [Human metapneumovirus]	AEZ68099.1
attachment glycoprotein G [Human metapneumovirus]	AHV79817.1
attachment glycoprotein G [Human metapneumovirus]	AHV79943.1
attachment glycoprotein G [Human metapneumovirus]	BAN75968.1
attachment surface glycoprotein [Human metapneumovirus]	AGW43045.1
attachment glycoprotein G [Human metapneumovirus]	AHV79628.1
attachment glycoprotein [Human metapneumovirus]	AFK49783.1
G protein [Human metapneumovirus]	AAQ62723.1
attachment glycoprotein [Human metapneumovirus]	ABD27839.1
attachment surface glycoprotein [Human metapneumovirus]	AGW43046.1
G protein [Human metapneumovirus]	AAQ62717.1
glycoprotein [Human metapneumovirus]	AFI56742.1
attachment protein [Human metapneumovirus]	ABQ44522.1
glycoprotein [Human metapneumovirus]	AFI56735.1
attachment surface glycoprotein [Human metapneumovirus]	AGW43065.1
G protein [Human metapneumovirus]	AAQ62724.1
attachment surface glycoprotein [Human metapneumovirus]	AGW43075.1
attachment surface glycoprotein [Human metapneumovirus]	AGW43062.1
glycoprotein [Human metapneumovirus]	AAT46579.1
attachment surface glycoprotein [Human metapneumovirus]	AGW43064.1
attachment surface glycoprotein [Human metapneumovirus]	AGW43054.1
attachment surface glycoprotein [Human metapneumovirus]	AGW43042.1
attachment surface glycoprotein [Human metapneumovirus]	AGW43078.1
attachment surface glycoprotein [Human metapneumovirus]	AGW43067.1
G protein [Human metapneumovirus]	AAQ62722.1
attachment surface glycoprotein [Human metapneumovirus]	AGW43063.1
glycoprotein [Human metapneumovirus]	AAT46571.1
glycoprotein [Human metapneumovirus]	AAT46578.1
attachment glycoprotein G [Human metapneumovirus]	AGJ74232.1
glycoprotein [Human metapneumovirus]	AAT46580.1
glycoprotein [Human metapneumovirus]	AAT46574.1
attachment surface glycoprotein [Human metapneumovirus]	AGW43061.1
attachment glycoprotein [Human metapneumovirus]	AFK49791.1
attachment surface glycoprotein [Human metapneumovirus]	AGW43047.1
glycoprotein [Human metapneumovirus]	ABC26386.1
attachment glycoprotein [Human metapneumovirus]	AAS48466.1
attachment surface glycoprotein [Human metapneumovirus]	AGW43048.1
attachment glycoprotein G [Human metapneumovirus]	AGH27140.1
attachment surface glycoprotein [Human metapneumovirus]	AGW43049.1
attachment glycoprotein G [Human metapneumovirus]	AGJ74082.1
attachment glycoprotein G [Human metapneumovirus]	AHV79442.1
attachment glycoprotein G [Human metapneumovirus]	AGJ74091.1
attachment glycoprotein G [Human metapneumovirus]	AHV79477.1
attachment surface glycoprotein [Human metapneumovirus]	AGW43056.1
attachment protein [Human metapneumovirus]	ABQ44523.1
attachment glycoprotein G [Human metapneumovirus]	BAH59622.1
attachment surface glycoprotein [Human metapneumovirus]	AGW43070.1
glycoprotein [Human metapneumovirus]	AAT46585.1
attachment glycoprotein G [Human metapneumovirus]	AGU68409.1
attachment glycoprotein G [Human metapneumovirus]	AGJ74223.1
attachment glycoprotein [Human metapneumovirus]	AAS22129.1
attachment glycoprotein G [Human metapneumovirus]	AGJ74048.1
G protein [Human metapneumovirus]	AAQ62725.1
glycoprotein [Human metapneumovirus]	ABC26384.1
attachment protein [Human metapneumovirus]	ABQ44525.1

TABLE 4-continued

Virus	GenBank Accession
attachment glycoprotein G [Human metapneumovirus]	YP_012612.1
attachment surface glycoprotein [Human metapneumovirus]	AGW43071.1
attachment glycoprotein G [Human metapneumovirus]	AGJ74162.1
attachment glycoprotein G [Human metapneumovirus]	AGH27095.1
attachment glycoprotein G [Human metapneumovirus]	AHV79531.1
G protein [Human metapneumovirus]	AAQ62726.1
attachment glycoprotein [Human metapneumovirus]	AAS48465.1
attachment surface glycoprotein [Human metapneumovirus]	AGW43058.1
P [Human metapneumovirus] [Human metapneumovirus]	AEK26894.1
phosphoprotein [Human metapneumovirus]	AHV79651.1
phosphoprotein [Human metapneumovirus]	AHV79901.1
phosphoprotein [Human metapneumovirus]	AHV79570.1
phosphoprotein [Human metapneumovirus]	AGJ74076.1
phosphoprotein [Human metapneumovirus]	AAS22123.1
phosphoprotein [Human metapneumovirus]	ABB16895.1
phosphoprotein [Human metapneumovirus]	AHV79579.1
phosphoprotein [Human metapneumovirus]	AGJ74244.1
phosphoprotein [Human metapneumovirus]	AHV79856.1
phosphoprotein [Human metapneumovirus]	ACJ70113.1
phosphoprotein [Human metapneumovirus]	AGZ48843.1
phosphoprotein [Human metapneumovirus]	AHV79498.1
phosphoprotein [Human metapneumovirus]	AHV79480.1
phosphoprotein [Human metapneumovirus]	ABQ43382.1
phosphoprotein [Human metapneumovirus]	AAS22107.1
phosphoprotein [Human metapneumovirus]	ABB16898.1
phosphoprotein [Human metapneumovirus]	AGH27134.1
phosphoprotein [Human metapneumovirus]	ABB16899.1
phosphoprotein [Human metapneumovirus]	AGH27098.1
phosphoprotein [Human metapneumovirus]	AAN52866.1
phosphoprotein [Human metapneumovirus]	AAS22083.1
phosphoprotein [Human metapneumovirus]	YP_012606.1
phosphoprotein [Human metapneumovirus]	AHV79973.1
phosphoprotein [Human metapneumovirus]	AHV79462.1
phosphoprotein [Human metapneumovirus]	AGJ74042.1
phosphoprotein [Human metapneumovirus]	AAV88362.1
P [Human metapneumovirus] [Human metapneumovirus]	AIL23591.1
phosphoprotein [Human metapneumovirus]	AHV79453.1
phosphoprotein [Human metapneumovirus]	AGJ74261.1
phosphoprotein [Human metapneumovirus]	AGH27116.1
phosphoprotein [Human metapneumovirus]	ABB16444.1
phosphoprotein [Human metapneumovirus]	ABB16445.1
phosphoprotein [Human metapneumovirus]	AHV79507.1
phosphoprotein [Human metapneumovirus]	BAH59616.1
phosphoprotein [Human metapneumovirus]	ABB16443.1
phosphoprotein [Human metapneumovirus]	ABQ43388.1
phosphoprotein [Human metapneumovirus]	ABQ43389.1
phosphoprotein [Human metapneumovirus]	ABQ43395.1
phosphoprotein [Human metapneumovirus]	ABQ43385.1
phosphoprotein [Human metapneumovirus]	AAP84042.1
phosphoprotein [Human metapneumovirus]	AAN52868.1
phosphoprotein [Human metapneumovirus]	AAP84041.1
phosphoprotein [Human metapneumovirus]	AGH27080.1
phosphoprotein [Human metapneumovirus]	ABQ43387.1
phosphoprotein [Human metapneumovirus]	AAS22099.1
phosphoprotein [Human metapneumovirus]	ABB16896.1
phosphoprotein [Human metapneumovirus]	AGJ74094.1
phosphoprotein [Human metapneumovirus]	AEZ68089.1
phosphoprotein [Human metapneumovirus]	ABK97002.1
phosphoprotein [Human metapneumovirus]	AAP13486.1
phosphoprotein [Human metapneumovirus]	AHV79444.1
phosphoprotein [Human metapneumovirus]	AHV79865.1
phosphoprotein [Human metapneumovirus]	AGJ74226.1
phosphoprotein [Human metapneumovirus]	ABQ43383.1
phosphoprotein [Human metapneumovirus]	AAN52863.1
phosphoprotein [Human metapneumovirus]	AHV79775.1
phosphoprotein [Human metapneumovirus]	AEZ68094.1
phosphoprotein [Human metapneumovirus]	AHV79883.1
phosphoprotein [Human metapneumovirus]	AEZ68092.1
phosphoprotein [Human metapneumovirus]	ABQ43390.1
phosphoprotein [Human metapneumovirus]	ABQ43386.1
phosphoprotein [Human metapneumovirus]	ABQ43391.1
phosphoprotein [Human metapneumovirus]	ACS16062.1
phosphoprotein [Human metapneumovirus]	AEZ68090.1
phosphoprotein [Human metapneumovirus]	AAK62967.1
phosphoprotein [Human metapneumovirus]	AEZ68093.1
phosphoprotein [Human metapneumovirus]	AEZ68088.1

TABLE 4-continued

hMPV NCBI Accession Numbers (Amino Acid Sequences)	
Virus	GenBank Accession
phosphoprotein [Human metapneumovirus]	ABQ43392.1
phosphoprotein [Human metapneumovirus]	ABQ43393.1
phosphoprotein [Human metapneumovirus]	ABQ43384.1
phosphoprotein [Human metapneumovirus]	ABQ43394.1
phosphoprotein [Human metapneumovirus]	ABK96999.1
phosphoprotein [Human metapneumovirus]	AHV79489.1
phosphoprotein [Human metapneumovirus]	AGJ74235.1
phosphoprotein [Human metapneumovirus]	AAS22075.1
phosphoprotein [Human metapneumovirus]	AAS22115.1
phosphoprotein [Human metapneumovirus]	AII17601.1
phosphoprotein [Human metapneumovirus]	ABK97000.1
phosphoprotein [Human metapneumovirus]	AHV79561.1
phosphoprotein [Human metapneumovirus]	AGT75040.1
phosphoprotein [Human metapneumovirus]	AAN52864.1
phosphoprotein [Human metapneumovirus]	ABK97001.1
phosphoprotein [Human metapneumovirus]	AGT74979.1
phosphoprotein [Human metapneumovirus]	AHV79955.1
phosphoprotein [Human metapneumovirus]	AGH27055.1
phosphoprotein [Human metapneumovirus]	AAV88361.1
phosphoprotein [Human metapneumovirus]	ABQ43397.1
phosphoprotein [Human metapneumovirus]	AGJ74173.1
P [Human metapneumovirus] [Human metapneumovirus]	AEK26904.1
phosphoprotein [Human metapneumovirus]	ACJ70104.1
phosphoprotein [Human metapneumovirus]	ABK97003.1
phosphoprotein [Human metapneumovirus]	AGT74955.1
phosphoprotein [Human metapneumovirus]	AAN52856.1
phosphoprotein [Human metapneumovirus]	AAN52862.1
phosphoprotein [Human metapneumovirus]	AGJ74138.1
phosphoprotein [Human metapneumovirus]	AHV79613.1
phosphoprotein [Human metapneumovirus]	AGJ74060.1
phosphoprotein [Human metapneumovirus]	AAQ67684.1
phosphoprotein [Human metapneumovirus]	AEA02278.1
N [Human metapneumovirus] [Human metapneumovirus]	AEK26899.1
nucleoprotein [Human metapneumovirus]	ACS16061.1
nucleoprotein [Human metapneumovirus]	AAS88425.1
nucleoprotein [Human metapneumovirus]	YP_012605.1
nucleoprotein [Human metapneumovirus]	AHV79882.1
nucleoprotein [Human metapneumovirus]	AHV79774.1
nucleocapsid protein [Human metapneumovirus]	AAN52886.1
nucleoprotein [Human metapneumovirus]	AAS22082.1
nucleoprotein [Human metapneumovirus]	AHV79864.1
nucleoprotein [Human metapneumovirus]	AHV79828.1
nucleoprotein [Human metapneumovirus]	AGJ74084.1
nucleocapsid protein [Human metapneumovirus]	AAN52888.1
N [Human metapneumovirus] [Human metapneumovirus]	AIL23590.1
nucleoprotein [Human metapneumovirus]	AAK62966.1
nucleoprotein [Human metapneumovirus]	AHV79972.1
nucleoprotein [Human metapneumovirus]	AHV79470.1
nucleoprotein [Human metapneumovirus]	AHV79452.1
nucleoprotein [Human metapneumovirus]	AGJ74243.1
nucleoprotein [Human metapneumovirus]	AHV79533.1
nucleoprotein [Human metapneumovirus]	AGJ74181.1
nucleoprotein [Human metapneumovirus]	AHV79497.1
nucleoprotein [Human metapneumovirus]	AHV79702.1
nucleoprotein [Human metapneumovirus]	AHV79648.1
nucleoprotein [Human metapneumovirus]	AHV79435.1
putative nucleoprotein [Human metapneumovirus]	AGJ74260.1
nucleocapsid protein [Human metapneumovirus]	AAN52887.1
nucleoprotein [Human metapneumovirus]	AGU68386.1
nucleocapsid protein [Human metapneumovirus]	AAN52899.1
nucleoprotein [Human metapneumovirus]	AAR17673.1
nucleocapsid protein [Human metapneumovirus]	AAN52898.1
nucleoprotein [Human metapneumovirus]	AEA02277.1
nucleoprotein [Human metapneumovirus]	AHV79612.1
nucleoprotein [Human metapneumovirus]	AGU68416.1
nucleoprotein [Human metapneumovirus]	AGU68408.1
nucleoprotein [Human metapneumovirus]	AGU68370.1
nucleoprotein [Human metapneumovirus]	AAQ67683.1
nucleoprotein [Human metapneumovirus]	AGJ74137.1
nucleoprotein [Human metapneumovirus]	AGU68344.1
nucleocapsid protein [Human metapneumovirus]	ABK96997.1
nucleoprotein [Human metapneumovirus]	AGU68413.1
nucleocapsid protein [Human metapneumovirus]	AAN52891.1
nucleoprotein [Human metapneumovirus]	AGU68360.1
nucleoprotein [Human metapneumovirus]	AGU68353.1
nucleocapsid protein [Human metapneumovirus]	ABK96996.1

TABLE 4-continued

hMPV NCBI Accession Numbers (Amino Acid Sequences)	
Virus	GenBank Accession
nucleoprotein [Human metapneumovirus]	AAR17666.1
N [Human metapneumovirus] [Human metapneumovirus]	AEK26903.1
nucleoprotein [Human metapneumovirus]	AGT75039.1
nucleoprotein [Human metapneumovirus]	AGU68410.1
nucleoprotein [Human metapneumovirus]	AAS22074.1
nucleoprotein [Human metapneumovirus]	AHV79560.1
nucleoprotein [Human metapneumovirus]	AGT74978.1
nucleoprotein [Human metapneumovirus]	AGJ74128.1
nucleoprotein [Human metapneumovirus]	AAR17663.1
nucleoprotein [Human metapneumovirus]	AAR17662.1
nucleoprotein [Human metapneumovirus]	AAR17664.1
nucleoprotein [Human metapneumovirus]	AAR17657.1
nucleoprotein [Human metapneumovirus]	AAR17659.1
nucleoprotein [Human metapneumovirus]	AAR17661.1
nucleoprotein [Human metapneumovirus]	AGU68352.1
nucleoprotein [Human metapneumovirus]	AGU68373.1
nucleoprotein [Human metapneumovirus]	AGU68376.1
nucleoprotein [Human metapneumovirus]	AGU68342.1
nucleoprotein [Human metapneumovirus]	AGU68365.1
nucleoprotein [Human metapneumovirus]	AGU68363.1
nucleoprotein [Human metapneumovirus]	AGU68398.1
nucleoprotein [Human metapneumovirus]	AGU68348.1
nucleoprotein [Human metapneumovirus]	AGU68354.1
nucleoprotein [Human metapneumovirus]	AGU68391.1
nucleoprotein [Human metapneumovirus]	AGU68389.1
nucleoprotein [Human metapneumovirus]	AGU68399.1
nucleoprotein [Human metapneumovirus]	AGU68337.1
nucleoprotein [Human metapneumovirus]	AAR17660.1
nucleoprotein [Human metapneumovirus]	AAR17667.1
nucleoprotein [Human metapneumovirus]	AGU68402.1
nucleoprotein [Avian metapneumovirus type C]	CDN30025.1
nucleoprotein [Avian metapneumovirus]	AGZ87947.1
Nucleoprotein [Avian metapneumovirus type C]	CAL25113.1
nucleocapsid protein [Avian metapneumovirus]	ABO42286.1
nucleocapsid protein [Avian metapneumovirus]	AAK38430.1
nucleocapsid protein [Avian metapneumovirus]	AAK54155.1
nucleocapsid protein [Avian metapneumovirus]	AAK38426.1
nucleocapsid protein [Avian metapneumovirus]	AAK38425.1
nucleocapsid protein [Avian metapneumovirus]	AAK38424.1
nucleocapsid protein [Avian metapneumovirus]	AAF05909.1
nucleocapsid protein [Avian metapneumovirus]	AAK38435.1
nucleocapsid protein [Avian metapneumovirus]	AAK38428.1
nucleoprotein [Human metapneumovirus]	AAR17669.1
nucleocapsid protein [Avian metapneumovirus]	AAK38429.1
nucleocapsid protein [Avian metapneumovirus]	AAK38427.1
nucleocapsid protein [Avian metapneumovirus]	AAK38423.1
nucleocapsid protein [Avian metapneumovirus]	AAK38434.1
nucleoprotein [Human metapneumovirus]	AGU68338.1
nucleoprotein [Avian metapneumovirus]	YP_443837.1
nucleoprotein [Human metapneumovirus]	AGU68384.1
nucleocapsid protein [Avian metapneumovirus]	AAK38431.1
nucleoprotein [Human metapneumovirus]	AGU68405.1
nucleoprotein [Human metapneumovirus]	AGU68382.1
nucleoprotein [Human metapneumovirus]	AGU68395.1
nucleocapsid [Human metapneumovirus]	AAL35389.3
nucleoprotein [Human metapneumovirus]	AEZ68064.1

TABLE 5

PIV3 Nucleic Acid Sequences		
Description	Sequence	SEQ ID NO:
>gb KJ672601.1 : 4990-6609 Human parainfluenza virus 3 strain HPIV3/Homo sapiens/PER/FLA4815/ 2008[fusion glycoprotein F0]	ATGCCAATTTCAATACTGTTAATTATTACAACCATGATC ATGGCATCACACTGCCAAATAGACATCACAAAAC TACA GCATGTAGGTGTATTGGTCAACAGTCCCAAAGGGATGA AGATATCACAAAAC TCGAAACAAGATATCTAATCCTGA GTCTCATACCAAAAATAGAAGATTCTAACTCTTGTGGTG ACCAACAGATCAAGCAATACAGAGGTTATTGGATAGA CTGATCATTCCTTTATATGATGGACTAAGATTACAGAAG GATGTGATAGTACTAATCAAGAATCCAATGAAAACAC TGATCCCAGAACAGAACGATTCCTTGGAGGGTAATTGG	9

TABLE 5-continued

PIV3 Nucleic Acid Sequences		SEQ ID NO:
Description	Sequence	
	AACTATTGCTCTAGGAGTAGCAACCTCAGCACAAATTAC AGCAGCAGTTGCTCTGGTTGAAGCCAAGCAGGCAAGAT CAGACATTGAAAACTCAAGGAAGCAATCAGGGACACA AATAAAGCAGTGCAGTTCAGAGCTCTGTAGGAAA TTTGATAGTAGCAATTAATCAGTCCAGGATTATGTCAA CAAAGAAATCGTGCCATCGATTGCGGAGACTAGGTTGTG AAGCAGCAGGACTTCAGTTAGGGATTGCATTAAACACAG CATTACTCAGAATTAACAAATATATTGGTGATAACATA GGATCGTTACAGAAAAGGAATAAAATACAAGGTAT AGCATCATTATACCGTACAAATATCACAGAAATATTCAC AACATCAACAGTTGACAAATATGATATTTATGATCTATT ATTTACAGAATCAATAAAGGTGAGAGTTATAGATGTTGA TTTGAATGATTACTCAATAACCTCCAGTCCAGTCCC TTTATTGACCAGACTGCTGAACACTCAAATCTACAAGT AGATTCCATATCATACAATCCAAAATAGAGAAATGGTA TATCCCTCTTCCCAGCCATATCATGACGAAAGGGGCATT TCTAGGTGGAGCAGATGTCAAAGAATGCATAGAAGCAT TCAGCAGTTATATATGCCCTTCTGATCCAGGATTTGTA AAACCATGAAATGGAGAGCTGTCTATCAGGAAACATAT CCCAATGTCCAAGAACACAGTACATCAGACATAGTTC CTAGGTATGCATTTGTCAATGGAGGAGTGGTTCGGAAT GTATAACAACACTACATGTACATGCAATGGTATCGGTAATA GAATCAACCAACCCCTGATCAAGGAGTCAAAAATATA ACACATAAAGAATGTATACAATAGGTATCAACGGAT GCTATTCAACACAAAAGAAAGGAACCTTGTCAATCTA CACCCAGACGACATAACATTAAACAATTTGTTGCACT TGATCCGATTGACATATCAATCGAGCTCAACAAGGCCAA ATCAGATCTTGAGGAATCAAAGAATGGATAAGAAGGT CAAATCAAAGCTAGATTCATTTGGAAGTTGGCATCAAT CTAGCCTACAAATCATAGTTATTTGATAATGATGATTA TATTGTTATAATTAATATAACAATAATACAATTGCAA TTAAGTATTACAGAATTCAAAGAGAATCGAGTGGAT CAAAATGATAAGCCGTATGTATTAACAACAAG	
gi 612507167 gb AHX22430.1 hemagglutinin- neuraminidase [Human parainfluenza virus 3]	ATGGAATACTGGAAGCACACCAACCACGAAAGGATGC TGGTAATGAGCTGGAGACATCCACAGCCACTCATGGCA ACAAGCTCACCAACAGATAACATATATTTGTGGACG ATAACCCCTGGTGTATTATCAATAGTCTTCATCATAGTG CTAECTAATCCATCAAAGTGAAGGCCCCCGCAATC ATTGCTACAAGACATAAATAATGAGTTTATGGAAGTTAC AGAAAAGATCCAAGTGGCATCGGATAAATACTAATGATC TAATACAGTCAGGAGTGAATACAAGGCTCTTACAATTC AGAGTCAATGTCAGAAATATATACCAATATCATTGACAC AACAAATATCGGATCTTAGGAAATTCATAGTGAATTA CAATTAGAAATGATAATCAAGAAAGTCCACCACAAGA ATAACACATGATGTGGGTATAAAACCTTAAATCCAGAT GATTTCTGGAGATGCACGTCTGGTCTTCACTTTGATG AAACTCCAAAATAAGATTAATGCCGGACCAGGATT ATTAGCTATGCCAACGACTGTTGATGGCTGTGTCAGAAC CCCGTCTTAGTGATAAATGATCTGATTTATGCTTACAC CTCAAATCTAATTAATCGAGGTTGCCAGGATATAGGGAA ATCATATCAAGTATTACAGATAGGGATAATAACTGTAAA CTCAGACTTGGTACCTGACTTAAATCCTAGGATCTCTCA TACCTTCAACATAAATGACAATAGAAAGTCAATGTTCTCT AGCACTCCTAAATACAGATGTATATCAACTGTGTTCAAC CCCAAAAGTTGATGAAAGATCAGATTATGCATCATCAG GCATAGAAGATATTGTAATGATATTGTCAATATGATG GCTCAATCTCGACAACAGATTTAAGAATAATAATATAA GTTTTGTCAACCATATGCCGCATTATACCCATCTGTTG GACCAGGGATATACTACAAGGCAAAATAATATTCTC GGGTATGGAGTCTTGAACATCCAATAAATGAGAATGC AATCTGCAACACAACCTGGGTGCTTGGGAAAACACAGA GAGACTGTAATCAAGCATCTCATAGTCCATGGTTTTCAG ATAGAAGGATGGTCAACTCTATAATTGTTGTTGACAAGG GCTTGAACCTCAGTTCCAAAATGAAAGTATGGACGATAT CTATGAGACAAAATTAATGAGGCTCAGAAGGAAGATTA CTCTACTAGTAAACAAGTCTACATATACACAAGATCT ACAAGTGGCACAGCAAGTTACAATTAGGAATAATTGA CATTACTGACTACAGTGTATAAGGATAAAATGGACAT GGCATAATGTGCTATCAAGACCAGGAAACAATGAATGT CCATGGGGACATTCATGTCGGATGGATGTATAACGGG AGTATATACCGATGCATATCCACTCAATCCACAGGAAG CATTGTATCATCTGTATATTGGACTCACAAAATCGAG AGTCAACCCAGTCACTAATCTACTCAACAGCAACCGAAA GGGTAAACGAGCTGGCTATCCGAAACAACAACCTCTCA	10

TABLE 5-continued

PIV3 Nucleic Acid Sequences		
Description	Sequence	SEQ ID NO:
	GCTGGGTACACAACAACAAGCTGCATTACACACTATAA CAAAGGGTATTGTTTCATATAGTAGAATAAATCATAA AAGCTTAACACATTTC AACCCATGTTGTTCAAACAGA GATTCCAAAAAGCTGCAGT	
HPIV3_HN_Codon Optimized	ATGGAATACTGGAAGCACCAACCACGGCAAGGACGC CGGCAACGAGCTGGAAACCAGCACAGCCACACACGGCA ACAAGCTGACCAACAAGATCACCTACATCCTGTGGACC ATCACCTGGTGTGCTGAGCATCGTGTTCATCATCGTG CTGACCAATAGCATCAAGAGCGAGAAGGCCAGAGAGAG CCTGCTGCAGGACATCAACAACGAGTTCATGGAAGTGA CCGAGAGATCCAGGTGGCCAGCCACACACCAACGAC CTGATCCAGAGCGGCGTGAACACCCGGCTGCTGACCATC CAGAGCCACGTGCAGAACTACATCCCATCAGCCTGACC CAGCAGATCAGCGACCTGCGGAGTTCATCAGCGAGAT CACCATCCGGAACGACAAACAGGAAGTGCCCCCCAGA GAATCACCCACGACGTGGGCATCAAGCCCCGAAACCC GACGATTTCTGGCGGTGTACAAGCGGCTGCCAGCCTG ATGAAGACCCCAAGATCCGGCTGATGCCTGGCCCTGG ACTGCTGGCCATGCCCTACCACAGTGGATGGCTGTGTGCG GACCCCAGCCTCGTGATCAACGATCTGATCTACGCCTA CACCAGCAACCTGATCAACCCGGGCTGCCAGGATATCG GCAAGAGCTACCAGGTGCTGCAGATCCGCATCATCACC GTGAACTCCGACCTGGTGCCTGACCTGAACCTCGGATC AGCCACACCTTCAACATCAACGACACAGAAAGAGCTG CAGCCTGGCTCTGCTGAACACCCGAGTACCAGCTGTG CAGCACCCCAAGGTGGACGAGAGAAGCGACTACGCCA GCAGCGGCATCGAGGATATCGTGTGGACATCGTGAAC TACGACGGCAGCATCAGCACCAACCCGTTCAAGAACA CAACATCAGCTTCGACCAAGCCTACGCCGCCCTGTACCC TTCTGTGGCCCTGGCATCTACTACAAGGGCAAGATCAT CTTCTGGGCTACGGCGGCTGGAAACCCCATCAACGA GAACGCCATCTGCAACACCCCGCTGCCCTGGCAAGA CCCAGAGAGACTGCAATCAGGCCAGCCACAGCCCTGG TTCAGCCAGCGAGAATGGTCAACTCTATCATCGTGGTG GACAAGGGCTGAACAGCGTCCCAAGCTGAAAGTGTG GACAATCAGCATGCGCCAGAACTACTGGGGCAGCGAGG GCAGACTTCTGCTGCTGGGAAACAAGTCTACATCTACA CCCGGTCACAGCTGGCACAGCAACTGCAGCTGGGA ATCATCGACATCACCGACTACAGCGACATCCGGATCAA GTGGACCTGGCACAAAGTGTGAGCAGACCCGGCAACA ATGAGTGCCTTGGGGCCACAGCTGCCCCGATGGATGTA TCACCGCGTGTACACCGACGCTACCCCTGAATCCTA CCGGCTCCATCGTGTCCAGCGTATCCTGGACAGCCAGA AAAGCAGAGTGAACCCGCTGATCACAATACAGCACCGCC ACCGAGAGAGTGAACGAACTGGCCATCAGAAACAAGAC CCTGAGCGCCGGCTACACCACCAAGTGCATCACAC ACTACAACAAGGGCTACTGCTTCCACATCGTGGAAATCA ACCACAAGTCCCTGAACACCTTCCAGCCCATGCTGTTCA AGACCGAGATCCCAAGAGTGTCTCC	11
HPIV3_F_Codon Optimized	ATGCCATCAGCATCCTGCTGATCATCACCACAATGATC ATGGCCAGCCACTGCCAGATCGACATCACCAGCTGCA GCACGTGGCGTGCTCGTGAACAGCCCAAGGGCATGA AGATCAGCCAGAACTTCGAGACAGCTACCTGATCCTGA GCCTGATCCCAAGATCGAGGACAGCAACAGCTGCGGC GACCAGCAGATCAAGCAGTACAAGCGGCTGCTGGACAG ACTGATCATCCCCCTGTACGACGGCTGCGGCTGCAGAA AGACGTGATCGTGACCAACAGGAAAGCAACGAGAACA CCGACCCCGGACCGAGAGATCTTCGGCGGCTGATCG GCACAATCGCCCTGGGAGTGGCCACAAGCGCCAGATT ACAGCCGCTGTGGCCCTGGTGAAGCCAGCAGGCCAG AAGCGACATCGAGAAGCTGAAGAGGGCCATCCGGGACA CCAACAAGGCCGTGCAGAGCGTGCAGTCCAGCGTGGC AATCTGATCGTGGCCATCAAGTCCGTGCAGGACTACGTG AACAAAGAAATCGTGCCCTCTATCGCCCGGCTGGGCTGT GAAGCTGCCGACTGCAGCTGGGCATTGCCCTGACACA GCACATCAGCGAGCTGACCAACATCTTCGGCGACAACA TCGGCAGCCTGCAGGAAAGGGCATTAAGCTGCAGGGA ATCGCCAGCCTGTACCCGACCAACATCACCAGATCTTC ACCACAGCACCGTGGATAAGTACGACATCTACGACCT GCTGTTACCGAGAGCATCAAAGTGCCTGATCGACGT GGACCTGAACGACTACAGCATCACCTGCAAGTGCAGC TGCCCTGCTGACCAGACTGCTGAACACCCAGATCTACA AGGTGGACAGCATCTCTACAACATCCAGAACCAGGAG	12

TABLE 5-continued

PIV3 Nucleic Acid Sequences		
Description	Sequence	SEQ ID NO:
	TGGTACATCCCTCTGCCAGCCACATTATGACCAAGGGC GCCTTCTGGGCGGAGCCGACGTGAAAGAGTGCAATCGA GGCCTTGAGCAGCTACATCTGCCCCAGCGACCTGGCTT CGTGCTGAACCACGAGATGGAAGAGTGCCTGAGCGGCA ACATCAGCCAGTGCCCCAGAACCACCGTGACCTCCGAC ATCGTGCCAGATACGCCTTCGTGAATGGCGGCGTGGTG GCCAACTGCATCACCACCACCTGTACCTGCAACGGCATC GGCAACCGGATCAACCAGCCTCCCGATCAGGGCGTGAA GATTATCACCACAAAGAGTGTAAACCCATCGGCATCA ACGGCATGCTGTTCAATACCAACAAGAGGGCACCTG GCCTTCTACACCCCGACGATATCACCTGAACAACTCC GTGGCTCTGGACCCCATCGACATCTCCATCGAGCTGAAC AAGGCCAAGAGCGACCTGGAAGAGTCCAAAGAGTGGAT CCGGCGGACCAACCAGAGCTGGACTCTATCGGCAGCT GGCACAGAGCAGCACCCATCATCGTGATCCTGATTA TGATGATTATCCTGTTTCATCATCAACATTACCATCATCAC TATCGCCATTAAGTACTACCGGATCCAGAAACCGGAACC GGGTGGACCAGAATGACAGCCCTACGTGCTGACAAAC AAG	
	PIV3 mRNA Sequences	
>gb KJ672601.1 : 4990-6609 Human parainfluenza virus 3 strain HPIV3/Homo sapiens/PER/FLA4815/ 2008[fusion glycoprotein F0]	AUGCCAAUUCAAUACUGUUAAUUUAUACAACCAUGA UCAUGGCAUCACACUGCCAAAUAGACAUCAAAAACU ACAGCAUGUAGGUGUAUUGGUAACAGUCCCAAAGGG AUGAAGAUUACAAAAACUUCGAAACAGAUUAUCUAA UCCUGAGUCUCAUACCAAAAUAAGAAGAUUCUAACUC UUGUGUGACCAACAGAUCAAGCAUACAGAGGUUA UUGGAUAGACUGAUCAUUCUUUAUAUGAUGGACUAA GAUUACAGAAGGAUGUGAUAGUGACUAAUCAGAAUC CAAUGAAAACACUGAUC CAGAACAGAACGAUUCUU GGAGGGGUAAUUGGAACUUAUUGCUUAGGAGUAGCAA CCUCAGCACAAAUAACAGCAGCAGUUGUCUUGGUUGA AGCCACAGCAGGCAAGAU CAGACAUUGAAAACUC AAG GAAGCAUUCAGGGACACAAAUAAGCAGUGCAGUCAG UUCAGAGCUCUGUAGGAAAUUGAUAGUAGCAAUUA AUCAGUCCAGGAUUAUGUCAACAAAGAAUUCGUGCCA UCGAUUGCGAGACUAGGUUGUGAAGCAGCAGGACUUC AGUUAGGGAUUGCAUUAACACAGCAUUAUCAGAAU AACAAAUUAUUUGGUGUAACAUAGGAUCGUUACAA GAAAAAGGAUAAAAUACAAGGUUAAGCAUCAUUUA ACCGUACAAAUUAACAGAAAUUAUCACAAUCAAC AGUUGACAAAUAUGAUUUUAUGAUCUUAUUUACA GAAUCAAUAAAGGUGAGAGUUUAUAGUUGAUUUGA AUGAUUACUCAAAUACCUC CCAAGUCAGACUCCUU AUUGACCAGACUGCUGAACACUCAAAUCUACAAAGUA GAUUCUUAUCAUACAUAUCCAAAUAAGAAUUGGU AUUCCUCUCCAGCCAUUAUGACGAAAGGGGC AUUUCUAGGUGGAGCAGAUUCAAGAAUGCAUAGAA GCAUUCAGCAGUUUAUUAUGCCUUUCGAUCCAGGAU UUGUACUAAACCAUGAAAUGGAGAGCUGUCUUAUCAGG AAACAUUCCCAUUGUC CAGAACCACAGUCACAUCA GACAUAGUCCUAGGUUUGCAUUUGUCAAUGGAGGAG UGGUUGCGAAUUGUAUAACAACUACUGUACAUGCAA UGGUUUCGGUAAUAGAAUACAACCAACCCUUGAUCAA GGAGUCAAAAUUAUAACAUAAGAAUGUAAUACAA UAGGUUAUCAACGAAUGCUAUUCAACACAAACAAAGA AGGAACUCUUGCAUUCACACACCAGACGACAUAAACA UUAACAUAUCUGUUGCAUUGAUCCGAUUGACAUUA CAUUCGAGCUCACAAAGGCCAAAU CAGAUUCUUGAGGA AUCAAAAGAAUGGAUAGAAGGUCAAAUCAAAAGCUA GAUUCUUAUGGAAGUUGGCAUCAUUCAGCACUACAA UCAUAGUUUAUUUGAUUAUGAUUAUUUGUUUAU AAUUAUAUAACAUAUUACA AUUGCAUUAAGUAU UACAGAAUUCAAAAGAGAAUCGAGUGGAUCAAUUAUG AUAAGCCGUUUGUAUUAACAACAAG	61
gi 612507167 gb AHX22430.1 hemagglutinin- neuraminidase [Human parainfluenza virus 3]	AUGGAUACUGGAAGCACCAACCCAGGAAAGGAUG CUGGUAUUGAGCUGGAGACUCCACAGCCACUCAUGG CAACAGCUCACCAACAGAUACAUAUUAUUGUGG ACGAUAACCCUGGUGUUUAUCAAUAGUCUUCUAUCA UAGUGCUAACUAAUCCAUCAAAGUGAAAAGGCCCG CGAAUCAUUGCUACAGACAUAAAUAAGAGUUUAUG GAAGUACAGAAAAGAUCCAAGUGGCAUCGGAUUAUA CUAUGAUCAUAACAGUCAGGAGUGAAUACAAGCCU	62

TABLE 5-continued

PIV3 Nucleic Acid Sequences		
Description	Sequence	SEQ ID NO:
	UCUUACAAUUCAGAGUCAUGUCCAGAAUUUAUACCA AUUAUCAUUGACACAAACAAUAUCGGAUCUUAGGAAU UCAUUGUGAAUUAACAUAUAGAAUGAUAUCAGA AGUGCCACCACAAAGAAUAACACAUAGUGGGUAUA AAACCUUUAUAAUCCAGAUUAUUCUGGAGAUGCACGU CUGGUCUUCACUUCUUGAUGAAACUCCAAAUAUAG AUUAAUGCCGGGACCAGGAUUUAUAGCUAUGCCAAACG ACUGUUGAUGGCUGUGUCAGAACCUCGUCCUAGUGA UAAAUGAUCUGAUUUUAGCUUACACCUCAAUUAU UACUCGAGGUUGCCAGGAUUAGGGAAAUAUAUCAA GUUUUACAGAUAGGAUAUAUACUGUAACUCAGACU UGGUACCUGACUUAAUCCUAGGAUCUCUCAUCUU CAACAUAUAGACAAUAGAAAGUCAUGUUCUCUAGCA CUCCUAAUAACAGAUUUAUUAACAUCUGUUAACCC CAAAGUUGAUGAAAGAUCAUAUUGCAUCAUCAGG CAUAGAAGAUUUUACUUGAUUUUGCAAUUUAGAU GGCUCAAUCUCGACAACAAGAUUUUAGAAUAAUUA UAAGUUUUGAUAACCAUAUGCGCAUUUAACCCAU UGUUGGACCAGGAUAUAUACAAGGCAAAUUAUA UUUCUCGGUAUGGAGGUCUUGAACAUCCAUAUAAUG AGAAUGCAAUCUGCAACACAACUGGGUGUCUGGGAA AACACAGAGAGACUGUAUUAAGCAUCUAUAGUCCA UGGUUUUCAGAUAGAAGGAUGGUCAAUCUUAUAAUUG UUGUUGACAAGGGCUUGAACUCAGUUCCAAUUUGAA GGUAUGGACGAUAUCUAUGAGACAAAUAUCUGGGG UCAGAAGGAAGAUUAUUUCUAUAGGUUAACAAGAUUC ACAUAUACACAAGAUUCACAAGUUGGCACAGCAAGUU ACAUAUAGGAUAUUAUUGACAUUACUGACUAACAGUGAU AUAAAGAUAAAUGGACAUGGCAUAUUGUGCUAUA GACCAGGAACAUAUAGAUUGCAUUGGGACAUUCAUG UCCGGAUGGAUGUAUAACGGGAGUAUAUACCGAUGCA UAUCCACUCAAUCCACAGGAAGCAUUGUAUCAUCUG UCAUAUUGGACUCACAAAUAUCAGAGUCAAACCAU CAUAACUUAUCUACAGCAACCGAAAGGUAACCGAG CUGGCUAUCCGAAACAACACUCUCAGCUGGGUACA CAACAACAAGCUGCAUUAACACUAUAACAAGGGUA UUGUUUCAUAUAGUAGAAUAAUAUAAAAGCUUA AACACAUUUCAACCAUGUUGUCAAACAAGAGAUUC CAAAAGCUGCAGU	
HPIV3 HN Codon Optimized	AUGGAAUACUGGAAGCACCAACCACGGCAAGGACG CCGGCAACGAGCUGGAAACCAAGCAGCACAACCGG AACAAAGCUGACCAACAAGAUACCUCAUCUCUGUGGA CCAUCACCUCGGUGCUGCUGAGCAUCUGUUAUCAUC GUGCUGACCAAUAGCAUCAAGAGCGAGGAGCCAGAG AGAGCCUGCUGCAGGACAUACAACAGAUUCAUGGA AGUGACCGAGAAGAUCCAGGUGGCAGCGACAACACC AACGACUUGAUCCAGAGCGGCGUGAACCCCGGUCUCU GACCAUCCAGAGCCAGUGCAGAAUACAUCUCCCAUCA GCCUGACCCAGCAGAUACAGCACCUCGGAAUUAUC AGCGAGAUCAUCAUCCGGAACGACAACCAGGAAGUGC CCCCCAGAGAAUACCCACGACGUGGGCAUAAAGCC CUGAACCCCGACGAUUUCUGGCGGUGUACAAGCGCC UGCCCAAGCUGAUGAAGACCCCAAGAUCCGGCUGAUG CCUGGCCUCGACUUGCGGCAUGCCUACCAAGUGGA UGGCUGUGUGCGGACCCCAAGCCUGUGAUCAACGAUC UGAUUAACGCCUACACCAGCAACUUGAUCAACCGGGC UGCCAGGAUAUCGGCAAGAGCUACAGGUGUCUGAGA UCGGCAUCAACCGUGAAUCCGACUUGGUGCCCGAC CUGAACCCUCGGAUCAGCCACACUUAACAUCAACGA CAACAGAAAGAGCUGCAGCCUGGCUUGCUGAACACC GACGUGUACCAAGCUGUGCAGCACCACAAGGUGGACG AGAGAAGCGCAUACGCCAGCAGCGCAUCGAGGAUAU CGUGCUGGACAUUGAUAUACGACGGCAGCAUCAGC ACCACCUGGUUAAGAACAACAUAUAGCUUCCAGCA GCCUACGCCGCCUGUACCCUUCUGUGGGCCUGGCA UCUACUACAAGGGCAAGAUCAUUCUGGGCUACGG CGGCCUGGAACACCCAUACAGAAACGCCAUUCUGCA ACACCACCAGGUCGCCUGGCAAGACCAGAGAGACUGC AAUCAGGCCAGCCACAGCCUUGGUUCAGCGACCGCAG AAUGGUCAACUUAUCAUCUGGUGGACAAGGGCUG AACAGCUGGCCAAGCUGAAAGUGUGGACAUAUCAGCA UGCGCCAGAACUACUGGGCAGCGAGGGCAGAUUCU GCUGCUGGAAACAAGAUUCAUCUACACCAGGUC ACCAGCUGGCAAGCAACUCAGCUGGGAAUCAUCG	63

TABLE 5-continued

PIV3 Nucleic Acid Sequences		
Description	Sequence	SEQ ID NO:
	ACAUCACCCGACUACAGCGACAUCCGGAUCAAGUGGACC UGGCACAAACGUGCUGAGCAGACCCCGCAACAAUGAGU GCCCUUGGGGCCACAGCUGCCCGAUGGAUGUAUCACC GGCUGUACACCCGACGCCUACCCCUUGAAUCCUACCCG CUCCAUCGUGUCCAGCGUGAUCCUGGACAGCCAGAAA AGCAGAGUGAACCCGUGAUACAUAACAGCACCCGCCAC CGAGAGUGAAGCAACUGGCCAUCAAGAAACAAGACC CUGAGCCCGGCUACACCACCACAAGCUGCAUCACACA CUACAAACAAGGGCUACUGCUUCCAUAUCGUGGAAAU AACCAACAAGUCCUGAAACCCUUCAGCCCAUGCUGUU CAAGACCGAGAUCCCAAGAGCUGCUC	
HPIV3_F_Codon Optimized mRNA sequence	AUGCCCAUCAGCAUCCUGCUGAUCAUACCCACAAGAU CAUGGCCAGCCACUGCCAGAUCAUACCAAGCUGC AGCAGUGGGCGUGCUCGUGAACAGCCCAAGGGCAU GAAGAUACGCCAGAAUCUAGAGACACGCCUACCGUAUC CUGAGCCUGAUCCCAAGAUCAAGGACAGCAACAGCU GCGGCGACCAGCAGAUCAAGCAGUACAAGCGGCGUCU GGACAGACUGAUCAUCCCUUGUACGACGGCCUGCGGC UGCAGAAAGACGUGAUCGUGACCAACCAGGAAAGCAA CGAGAACACCCGACCCCGGACCGAGAGAUUUCUUGGGC GCGUGAUCGGCACAAUCGCCUUGGGAGUGGCCACAAG CGCCCAAGAUUACAGCCGCGUGGGCCUUGGUGGAAGCCA AGCAGGCCAGAAAGCAGCAUCGAGAAAGCUGAAAGAGGC CAUCCGGGACACCAACAGGCCGUGCAGAGCGUGCAG UCCAGCGUGGGCAAUUCGAUCGUGGCCAUCAAGUCG UGCAGGACUACGUGAACAAAGAAAUUCGUGCCUCUUAU CGCCCGGCGUGGCGUGAAGCUGCCGACUGCAGCUG GGCAUUGCCUGACACAGCAUACAGCGAGCUGACCAA CAUCUUCGGCGACAACAUCCGACCGCCUGCAGGAAAG GGCAUUAAGCUGCAGGGAUUCGCCAGCCUGUACCGCA CCAACAUCACCGAGAUUCACCAACAGCAACCGUGGAU AAGUACGACAUUCAGACCCUGCUGUUCACCGAGAGCA UCAAAGUGCGCGUGAUCGACGUGGACCUAAGCAUA CAGCAUACCCUGCAAGUGCGGCGUCCCGUCUGACCA GACUGCUGAACACCCAGAUCAUACAGGUGGACAGCAU CUCCUACAACAUCAGAACCCGAGUGGUAUACCCUC UGCCCAGCCACAUAUAGACCAAGGGCGCCUUCUGGGC GGAGCCGACGUGAAGAGUGCAUCGAGGCCUUCAGCA GCUAUCAUCUGCCCGAGCACCCUGGCUUCGUGCUGAAC CACGAGAUUGAAAGCUGCCUGAGCGGCAACAUACGCC AGUGCCCGAGAACCACCGUGACCCGACAUCGUGGCC AGAUACGCCUUCGUGAAUGGCGGCGUGGUGGCCAAU GCAUACCAACACCGUACCGCAACGGCAUCGGCAAC CGGAUCAACCGACCCCGAUCAGGGCGUGAAGAUUA UCACCCACAAGAGUGUAACCAUCCGCAUCAACCGGC AUGCUGUUCAAUAACAACAAGAGGGCACCCUGGCCU UCUACACCCCGAGAUUACCCUGAACAAUCUGUG GCUCUGGACCCCAUCGACAUUCCAUCGAGCUGAACAA GGCCAAGAGCGACCGGAAGAGUCCAAGAGUGGAUC CGGCGGAGCAACCAGAAAGCUGGACUCUAUCGGCAGCU GGCACCAGAGCAGCACCAUCAUCGUGAUCUGGAUU AUGAUGAUUAUCUGUUCAUCAUCAACAUAUACCAUCA UCACUAUCGCCAUUAAGUAUCACCGAUCAGAAACG GAACCGGUGGACCGAAGUACAAGCCUACGUGCUG ACAACAAG	64

TABLE 6

PIV3 Amino Acid Sequences		
Description	Sequence	SEQ ID NO:
>gi 612507166 gb AHX22429.1 fusion glycoprotein Fo [Human parainfluenza virus 3]	MPISILLIITTMIMASHCQIDITKLQHVGLVNSPKGMKISQ NFETRYLILSLIPKIEDSNSCGDQQIKQYKRLDLRLIPLDYG LRLQKDVIVTNQESNENTDPRTERFFGGVITGIALGVATSA QITAAVALVEAKQARSDIEKLKEAIRDTNKAVQSVQSSVG NLIVAIKSVQDYNKEIVPSTARLGCBAAGLQLGIALTQHYS ELTNIFGDNIGSLQEKGIKLGIAASLYRTNITEIFTTSTVDKY DIYDLLFTESI KVRVIDVDLNDYSITLQVRLPLLRLLNTQIY	13

TABLE 6-continued

PIV3 Amino Acid Sequences		
Description	Sequence	SEQ ID NO:
	KVDSISYNIQNREWYIPLPSHIMTKGAFLLGGADVKECIEAFS SYICPSDPGFVLNHEMESCLSGNI SQCFRTTIVTSDIVPRYAF VNGGVVANCITTTCTCNGIGNRINQPPDQGVKII THKCENTI GINGMLFNTNKEGTLAFYTPDDITLNNVALDPIDISIELNK AKSDLEESKEWIRRSNQKLDISGWHQSSTTIIVILIMMIILFI INITIITIAIKYYRIQKRNVDQNDKPYVLTNK	
gi 612507167 gb AHX22430.1 hemagglutinin- neuraminidase [Human parainfluenza virus 3]	MEYWKHTNHGKDAGNELETSTATHGNKLTNKITYILWTIT LVLLSIVFIIIVLTNSIKSEKARESLLDINNEFMVTEKIQVA SDNTNDLIQSGVNTRELLTIQSHVQNYIPISLTQQISDLRKFIS EITIRNDNQEVPPQRI THDVGIKPLNPDDFWRCTSGLPPLMK TPKIRLMPGPGLLAMPTTVDGCVRTPSLVINDLIYAYTSNLI TRGCQDIGKSYQVLQIGIITVNSDLVPLNPRISHTPNINDN RKSCSLALLNTDVYQLCSTPKVDESDYASSGIEDIVLDIV NYDGSISTTRFKNNNISFDQPYAALYPSVGPYIYKGIIFL GYGLEHPINENAI CNTTGCPGKTQRDCNQASHSPWFSDR RMVNSIIIVDKGLNSVPKLVWTISMRQNYWGSEGRLLLL GNKIYIYTRSTSWHSKLQLGLIDI TDYSDIRIKWTWHNVLSR PGNNECPWGHSCPDGCI TGVYTDAYPLNPTGSIVSSVILDS QKSRVNPVITYSTATERVNELAIRNKTL SAGYTTTSCITHY NKGYCFHIVEINHKS LNTFPMLPKTEIPKSCS	14

TABLE 7

PIV3 NCBI Accession Numbers (Nucleic Acid and Amino Acid Sequences)	
Description	GenBank Accession
Fusion glycoprotein F0 [Human parainfluenza virus 3] HPIV3/ <i>Homo sapiens</i> /PER/FLA4815/2008	KJ672601.1: 4990-6609 AHX22429 (Fusion protein)
hemagglutinin-neuraminidase [Human parainfluenza virus 3] HPIV3/ <i>Homo sapiens</i> /PER/FLA4815/2008	KJ672601.1: 6724-8442 AHX22430 (HN protein)
Recombinant PIV3/PIV1 virus fusion glycoprotein (F) and hemagglutinin (HN) genes, complete cds; and RNA dependent RNA polymerase (L) gene, partial cds.	AF016281 AAC23947 (hemagglutinin)
Recombinant PIV3/PIV1 virus fusion glycoprotein (F) and hemagglutinin (HN) genes, complete cds; and RNA dependent RNA polymerase (L) gene, partial cds.	AF016281 AAC23947 (fusion protein)
hemagglutinin-neuraminidase [Human parainfluenza virus 3]	BAO32044.1
hemagglutinin-neuraminidase [Human parainfluenza virus 3]	BAO32051.1
C protein [Human parainfluenza virus 3]	NP_599251.1
C protein [Human parainfluenza virus 3]	ABZ85670.1
C protein [Human parainfluenza virus 3]	AGT75164.1
C protein [Human parainfluenza virus 3]	AAB48686.1
C protein [Human parainfluenza virus 3]	AHX22115.1
C protein [Human parainfluenza virus 3]	AGW51066.1
C protein [Human parainfluenza virus 3]	AGW51162.1
C protein [Human parainfluenza virus 3]	AGT75252.1
C protein [Human parainfluenza virus 3]	AGT75188.1
C protein [Human parainfluenza virus 3]	AGW51218.1
C protein [Human parainfluenza virus 3]	AGW51074.1
C protein [Human parainfluenza virus 3]	AGT75323.1
C protein [Human parainfluenza virus 3]	AGT75307.1
C protein [Human parainfluenza virus 3]	AHX22131.1
C protein [Human parainfluenza virus 3]	AGW51243.1
C protein [Human parainfluenza virus 3]	AGT75180.1
C protein [Human parainfluenza virus 3]	AGT75212.1
C protein [Human parainfluenza virus 3]	AGW51186.1
C protein [Human parainfluenza virus 3]	AHX22075.1
C protein [Human parainfluenza virus 3]	AHX22163.1
C protein [Human parainfluenza virus 3]	AGT75196.1
C protein [Human parainfluenza virus 3]	AHX22491.1
C protein [Human parainfluenza virus 3]	AHX22139.1
C protein [Human parainfluenza virus 3]	AGW51138.1
C protein [Human parainfluenza virus 3]	AGW51114.1
C protein [Human parainfluenza virus 3]	AGT75220.1
C protein [Human parainfluenza virus 3]	AHX22251.1
RecName: Full = Protein C; AltName: Full = VP18 protein	P06165.1

TABLE 7-continued

Description	GenBank Accession
C protein [Human parainfluenza virus 3]	AHX22187.1
C protein [Human parainfluenza virus 3]	AGT75228.1
C protein [Human parainfluenza virus 3]	AHX22179.1
C protein [Human parainfluenza virus 3]	AHX22427.1
C protein [Human parainfluenza virus 3]	AGW51210.1
nonstructural protein C [Human parainfluenza virus 3]	BAA00922.1
C protein [Human parainfluenza virus 3]	AHX22315.1
C protein [Human parainfluenza virus 3]	AGW51259.1
C protein [Human parainfluenza virus 3]	AHX22435.1
C protein [Human parainfluenza virus 3]	AHX22123.1
C protein [Human parainfluenza virus 3]	AHX22299.1
C protein [Human parainfluenza virus 3]	AGW51267.1
unnamed protein product [Human parainfluenza virus 3]	CAA28430.1
C protein [Human parainfluenza virus 3]	AGW51178.1
C protein [Human parainfluenza virus 3]	AHX22411.1
RecName: Full = Protein C	P06164.1
phosphoprotein [Human parainfluenza virus 3]	NP_067149.1
phosphoprotein [Human parainfluenza virus 3]	AAB48685.1
phosphoprotein [Human parainfluenza virus 3]	AHX22498.1
phosphoprotein [Human parainfluenza virus 3]	AHX22490.1
phosphoprotein [Human parainfluenza virus 3]	AGT75259.1
phosphoprotein [Human parainfluenza virus 3]	AGW51137.1
phosphoprotein [Human parainfluenza virus 3]	AGW51145.1
phosphoprotein [Human parainfluenza virus 3]	AGT75298.1
phosphoprotein [Human parainfluenza virus 3]	AGW51113.1
phosphoprotein [Human parainfluenza virus 3]	AGT75203.1
phosphoprotein [Human parainfluenza virus 3]	AGT75163.1
phosphoprotein [Human parainfluenza virus 3]	AHX22506.1
phosphoprotein [Human parainfluenza virus 3]	AGW51129.1
phosphoprotein [Human parainfluenza virus 3]	AHX22194.1
phosphoprotein [Human parainfluenza virus 3]	AGT75211.1
phosphoprotein [Human parainfluenza virus 3]	AHX22258.1
phosphoprotein [Human parainfluenza virus 3]	AGW51121.1
phosphoprotein [Human parainfluenza virus 3]	AGT75282.1
phosphoprotein [Human parainfluenza virus 3]	AHX22146.1
phosphoprotein [Human parainfluenza virus 3]	AHX22138.1
phosphoprotein [Human parainfluenza virus 3]	AHX22322.1
phosphoprotein [Human parainfluenza virus 3]	AHX22370.1
phosphoprotein [Human parainfluenza virus 3]	AHX22098.1
phosphoprotein [Human parainfluenza virus 3]	AHX22130.1
phosphoprotein [Human parainfluenza virus 3]	AHX22418.1
phosphoprotein [Human parainfluenza virus 3]	AHX22114.1
phosphoprotein [Human parainfluenza virus 3]	AHX22410.1
phosphoprotein [Human parainfluenza virus 3]	AGT75306.1
phosphoprotein [Human parainfluenza virus 3]	AHX22170.1
phosphoprotein [Human parainfluenza virus 3]	AHX22266.1
phosphoprotein [Human parainfluenza virus 3]	AHX22090.1
phosphoprotein [Human parainfluenza virus 3]	AGT75195.1
phosphoprotein [Human parainfluenza virus 3]	AHX22226.1
phosphoprotein [Human parainfluenza virus 3]	AHX22178.1
phosphoprotein [Human parainfluenza virus 3]	AHX22122.1
phosphoprotein [Human parainfluenza virus 3]	AHX22186.1
phosphoprotein [Human parainfluenza virus 3]	AHX22066.1
phosphoprotein [Human parainfluenza virus 3]	AHX22522.1
phosphoprotein [Human parainfluenza virus 3]	AGW51225.1
phosphoprotein [Human parainfluenza virus 3]	BAN29032.1
phosphoprotein [Human parainfluenza virus 3]	ABZ85669.1
phosphoprotein [Human parainfluenza virus 3]	AHX22426.1
phosphoprotein [Human parainfluenza virus 3]	AHX22058.1
phosphoprotein [Simian Agent 10]	ADR00400.1
phosphoprotein [Human parainfluenza virus 3]	AHX22250.1
phosphoprotein [Human parainfluenza virus 3]	AHX22434.1
phosphoprotein [Human parainfluenza virus 3]	AHX22298.1
phosphoprotein [Human parainfluenza virus 3]	AHX22442.1
phosphoprotein [Human parainfluenza virus 3]	AHX22074.1
phosphoprotein [Human parainfluenza virus 3]	AGW51153.1
phosphoprotein [Human parainfluenza virus 3]	AGW51241.1
phosphoprotein [Human parainfluenza virus 3]	AHX22210.1
phosphoprotein [Human parainfluenza virus 3]	AGW51105.1
phosphoprotein [Human parainfluenza virus 3]	AGT75251.1
phosphoprotein [Human parainfluenza virus 3]	AHX22362.1
phosphoprotein [Human parainfluenza virus 3]	AHX22474.1
phosphoprotein [Human parainfluenza virus 3]	AGW51217.1
phosphoprotein [Human parainfluenza virus 3]	AIG60038.1
phosphoprotein [Human parainfluenza virus 3]	AHX22378.1
phosphoprotein [Human parainfluenza virus 3]	AGW51057.1

TABLE 7-continued

Description	GenBank Accession
phosphoprotein [Human parainfluenza virus 3]	AGT75187.1
phosphoprotein [Human parainfluenza virus 3]	AGW51233.1
phosphoprotein [Human parainfluenza virus 3]	AHX22482.1
phosphoprotein [Human parainfluenza virus 3]	AGW51161.1
phosphoprotein [Human parainfluenza virus 3]	AHX22306.1
phosphoprotein [Human parainfluenza virus 3]	AHX22162.1
phosphoprotein [Human parainfluenza virus 3]	ACJ70087.1
phosphoprotein [Human parainfluenza virus 3]	AHX22466.1
phosphoprotein [Human parainfluenza virus 3]	AHX22346.1
phosphoprotein [Human parainfluenza virus 3]	AGW51089.1
phosphoprotein [Human parainfluenza virus 3]	AGW51073.1
phosphoprotein [Human parainfluenza virus 3]	AGW51185.1
phosphoprotein [Human parainfluenza virus 3]	AGW51065.1
phosphoprotein [Human parainfluenza virus 3]	ABY47603.1
phosphoprotein [Human parainfluenza virus 3]	AGW51049.1
phosphoprotein [Human parainfluenza virus 3]	AHX22330.1
phosphoprotein [Human parainfluenza virus 3]	AGW51250.1
phosphoprotein [Human parainfluenza virus 3]	AGT75227.1
phosphoprotein [Human parainfluenza virus 3]	AGW51282.1
phosphoprotein [Human parainfluenza virus 3]	AGW51209.1
phosphoprotein [Human parainfluenza virus 3]	AGW51193.1
phosphoprotein [Human parainfluenza virus 3]	AGT75322.1
phosphoprotein [Human parainfluenza virus 3]	AGT75219.1
phosphoprotein [Human parainfluenza virus 3]	AGW51258.1
phosphoprotein [Human parainfluenza virus 3]	AGW51041.1
phosphoprotein [Human parainfluenza virus 3]	ACD99698.1
phosphoprotein [Human parainfluenza virus 3]	AGW51266.1
phosphoprotein [Human parainfluenza virus 3]	AGT75179.1
phosphoprotein [Human parainfluenza virus 3]	AHX22282.1
phosphoprotein [Human parainfluenza virus 3]	AGW51169.1
phosphoprotein [Human parainfluenza virus 3]	AGW51274.1
phosphoprotein [Human parainfluenza virus 3]	AGW51201.1
phosphoprotein [Human parainfluenza virus 3]	AGW51177.1
RecName: Full = Phosphoprotein; Short = Protein P	P06162.1
P protein [Human parainfluenza virus 3]	AAA66818.1
phosphoprotein [Human parainfluenza virus 3]	AAA46866.1
phosphoprotein [Human parainfluenza virus 3]	BAA00031.1
polymerase-associated nucleocapsid phosphoprotein (version 2) - parainfluenza virus type 3 [Human parainfluenza virus 3]	RRNZP5
phosphoprotein [Human parainfluenza virus 3]	AGT75171.1
phosphoprotein [Human parainfluenza virus 3]	BAA00921.1
D protein [Human parainfluenza virus 3]	NP_599250.1
D protein [Human parainfluenza virus 3]	AHX22377.1
D protein [Human parainfluenza virus 3]	AHX22121.1
D protein [Human parainfluenza virus 3]	AGT75297.1
D protein [Human parainfluenza virus 3]	AGW51136.1
D protein [Human parainfluenza virus 3]	AGW51242.1
D protein [Human parainfluenza virus 3]	AGW51112.1
D protein [Human parainfluenza virus 3]	AHX22497.1
D protein [Human parainfluenza virus 3]	AHX22145.1
D protein [Human parainfluenza virus 3]	AGT75202.1
D protein [Human parainfluenza virus 3]	AHX22385.1
D protein [Human parainfluenza virus 3]	AGW51216.1
D protein [Human parainfluenza virus 3]	AGT75281.1
D protein [Human parainfluenza virus 3]	AGT75194.1
D protein [Human parainfluenza virus 3]	AHX22521.1
D protein [Human parainfluenza virus 3]	AGW51120.1
D protein [Human parainfluenza virus 3]	AGT75313.1
D protein [Human parainfluenza virus 3]	AHX22249.1
D protein [Human parainfluenza virus 3]	AHX22097.1
D protein [Human parainfluenza virus 3]	AGW51144.1
D protein [Human parainfluenza virus 3]	AHX22089.1
D protein [Human parainfluenza virus 3]	AHX22225.1
D protein [Human parainfluenza virus 3]	AHX22137.1
D protein [Human parainfluenza virus 3]	AHX22065.1
D protein [Human parainfluenza virus 3]	AGW51224.1
D protein [Human parainfluenza virus 3]	AGT75210.1
D protein [Human parainfluenza virus 3]	AHX22393.1
D protein [Human parainfluenza virus 3]	AGT75258.1
D protein [Human parainfluenza virus 3]	AHX22345.1
D protein [Human parainfluenza virus 3]	AGT75250.1
D protein [Human parainfluenza virus 3]	AHX22113.1
D protein [Human parainfluenza virus 3]	AGW51232.1
D protein [Human parainfluenza virus 3]	AHX22057.1
D protein [Human parainfluenza virus 3]	AHX22209.1

TABLE 7-continued

PIV3 NCBI Accession Numbers (Nucleic Acid and Amino Acid Sequences)	
Description	GenBank Accession
D protein [Human parainfluenza virus 3]	AGW51056.1
D protein [Human parainfluenza virus 3]	AHX22161.1
D protein [Simian Agent 10]	ADR00402.1
D protein [Human parainfluenza virus 3]	AHX22361.1
D protein [Human parainfluenza virus 3]	AGW51281.1
D protein [Human parainfluenza virus 3]	AGW51184.1
D protein [Human parainfluenza virus 3]	AGW51160.1
D protein [Human parainfluenza virus 3]	AHX22465.1
D protein [Human parainfluenza virus 3]	AHX22329.1
D protein [Human parainfluenza virus 3]	AGW51064.1
D protein [Human parainfluenza virus 3]	AGW51040.1
D protein [Human parainfluenza virus 3]	AGT75226.1
D protein [Human parainfluenza virus 3]	AHX22425.1
D protein [Human parainfluenza virus 3]	AHX22305.1
D protein [Human parainfluenza virus 3]	AGW51249.1
D protein [Human parainfluenza virus 3]	AHX22481.1
D protein [Human parainfluenza virus 3]	AHX22281.1
D protein [Human parainfluenza virus 3]	AGW51048.1
D protein [Human parainfluenza virus 3]	AHX22297.1
D protein [Human parainfluenza virus 3]	AGW51088.1
D protein [Human parainfluenza virus 3]	AGT75305.1
D protein [Human parainfluenza virus 3]	AHX22185.1
D protein [Human parainfluenza virus 3]	AGW51104.1
D protein [Human parainfluenza virus 3]	AHX22081.1
D protein [Human parainfluenza virus 3]	AGW51192.1
D protein [Human parainfluenza virus 3]	AHX22489.1
D protein [Human parainfluenza virus 3]	AHX22441.1
D protein [Human parainfluenza virus 3]	AHX22409.1
D protein [Human parainfluenza virus 3]	AHX22369.1
D protein [Human parainfluenza virus 3]	AHX22321.1
D protein [Human parainfluenza virus 3]	AHX22073.1
D protein [Human parainfluenza virus 3]	AGW51152.1
D protein [Human parainfluenza virus 3]	AGW51072.1
D protein [Human parainfluenza virus 3]	AGT75321.1
D protein [Human parainfluenza virus 3]	AHX22257.1
D protein [Human parainfluenza virus 3]	AHX22129.1
D protein [Human parainfluenza virus 3]	AHX22417.1
D protein [Human parainfluenza virus 3]	AGT75218.1
D protein [Human parainfluenza virus 3]	AHX22265.1
D protein [Human parainfluenza virus 3]	AGT75178.1
D protein [Human parainfluenza virus 3]	AHX22433.1
D protein [Human parainfluenza virus 3]	AGW51273.1
D protein [Human parainfluenza virus 3]	AGW51208.1
D protein [Human parainfluenza virus 3]	AGT75170.1
D protein [Human parainfluenza virus 3]	AGT75162.1
D protein [Human parainfluenza virus 3]	AGW51257.1
D protein [Human parainfluenza virus 3]	AGW51200.1
D protein [Human parainfluenza virus 3]	AGW51176.1
D protein [Human parainfluenza virus 3]	AGT75186.1
D protein [Human parainfluenza virus 3]	AGW51265.1
D protein [Human parainfluenza virus 3]	AGW51168.1

TABLE 8

Signal Peptides			50
Description	Sequence	SEQ ID NO:	
HuIgG _k signal peptide	METPAQLLFLLLWLPDTTG	15	55
IgE heavy chain epsilon-1 signal peptide	MDWTWILFLVAAATRVHS	16	
Japanese encephalitis PRM signal sequence	MLGSNSGQRVVFITLLLLVAPAYS	17	60
VSVg protein signal sequence	MKCLLYLAFLEFIGVNCA	18	65

TABLE 8-continued

Signal Peptides		
Description	Sequence	SEQ ID NO:
Japanese encephalitis JEV signal sequence	MWLVSLAIVTACAGA	19

TABLE 9

hMPV/PIV Cotton Rat Challenge Study Design						
Group	n	Test Article	[conc]/µg	Route	Challenge	
1	5	Placebo	n/a	IM	hMPV/A2	
2	5	hMPV vaccine mRNA	30	IM	hMPV/A2	

TABLE 9-continued

hMPV/PIV Cotton Rat Challenge Study Design					
Group	n	Test Article	[conc]/µg	Route	Challenge
3	5	hMPV vaccine mRNA	15	IM	hMPV/A2
4	5	hMPV vaccine mRNA	10	IM	hMPV/A2
5	5	hMPV/PIV3 vaccine mRNA (15/15)	30	IM	hMPV/A2
6	5	FI-hMPV	n/a	IM	hMPV/A2
7	5	Placebo	n/a	IM	PIV3
8	5	PIV3 vaccine mRNA	30	IM	PIV3
9	5	PIV3 vaccine mRNA	15	IM	PIV3

TABLE 9-continued

hMPV/PIV Cotton Rat Challenge Study Design					
Group	n	Test Article	[conc]/µg	Route	Challenge
10	5	PIV3 vaccine mRNA	10	IM	PIV3
11	5	hMPV/PIV3 vaccine mRNA (15/15)	30	IM	PIV3
12	5	FI-PIV3	n/a	IM	PIV3
60					

TABLE 10

Betacoronavirus Nucleic Acid Sequence		
Strain	Nucleic Acid Sequence	SEQ ID NO:
gb KJ156934.1 : 21405-25466 Middle East respiratory coronavirus isolate Riyadh_14_2013, spike protein (nucleotide)	ATGATACACTCAGTGTCTTCTACTGATGTTCTGTAAACACC TACAGAAAGTTACGTTGATGTAGGGCCAGATTCTGTTAAG TCTGCTTGATTTGAGGTTGATATACAACAGACCTTCTTTGA TAAACTTGGCCTAGGCCAATTGATGTTTCTAAGGCTGAC GGTATTATATACCCCTCAAGGCCGTACATATTCTAACATAA CTATCACTTATCAAGGTTCTTTTCCCTATCAGGGAGACCAT GGTGATATGATGTTTACTCTGCAGGACATGTCACAGGCA CAACTCCACAAAAGTTGTTTGTAGCTAACTATCTCAGGA CGTCAAAACAGTTTGCATTAAGGTTTGTCTGTCGGTATAGGA GCAGCTGCCAATTCACACTGGCACTGTATTATAGCCCATC TACCAGCGCTACTATACGAAAAATTTACCCTGCTTTTATGC TGGGTTCTTCAAGTTGGTAATTCTCAGATGGTAAAATGGG CCGCTTCTTCAATCATACTCTAGTCTTTTGGCCGATGGAT GTGGCACTTTACTTAGAGCTTTTATTTGATTTCTAGAGCCT CGCTCTGGAAATCATTTGCTGCTGGCAATTCCTATACTTC TTTTGCCACTTATCACACTCCTGCAACAGATTGTTCTGATG GCAATTACAATCGTAATGCCAGTCTGAACCTTTTAAGGA GTATTTAATTTACGTAACGACCTTTATGTACACTTATA ACATTACCGAAGATGAGATTTTAGAGTGGTTGGCATTAC ACAACTGCTCAAGGTGTTACCTCTTCTCATCTCGGTATG TTGATTTGTACGGCGGCAATATGTTTCAATTTGCCACCTTG CCTGTTTATGATACTATTAGTATTATTCTATCATTCTCA CAGTATTCGTTCTATCCAAAGTGATAGAAAAGCTTGGGCT GCCTTCTACGTATATAAACTTCAACCGTTAACTTTCCCTGTT GGATTTTTCTGTTGATGGTTATATACCGAGACTATAGACT GTGGTTTTAATGATTTGTCACAACCTCCACTGCTCATATGAA TCCTTCGATGTTGAATCTGGAGTTTATTCAGTTTCGTCTTT CGAAGCAAAAACCTTCTGGCTCAGTTTGGAAACAGGCTGAA GGTGTGAATGTGATTTTTACCTCTCTGCTGGCACACC TCCTCAGGTTTATAAATTTCAAGCGTTGGTTTTTACCAATT GCAATTATAAATCTTACCAAAATGCTTTCACTTTTTCTGTG AATGATTTTACTTGTAGTCAAAATCTCCAGCAGCAATTGC TAGCAACTGTTATCTTCACTGATTTGGATTATTTTTCAT ACCCACTTAGTATGAAATCCGATCTCAGTGTAGTTCTGCT GGTCCAATATCCAGTTTAAATATAAACAGTCTTTTCTAA TCCCACATGTTGATCTTAGCGACTGTTCCCTATAACCTTA CFACTATTACTAAGCCTCTTAAGTACAGCTATATTAACAA GTGCCTCTGCTTTCTTCTGATGATCGTACTGAAGTACCTC AGTTAGTGAACGCTAATCAATCTCACCTGTGTATCCATT GTCCCATCCACTGTGTGGGAAGACGGTATTATTATAGGA ARCAACTATCTCCACTTGAAGGTGGTGGCTGGCTTGTGTC TAGTGGCTCAACTGTTGCCATGACTGAGCAATTACAGATG GGCTTTGGTATTACAGTTCAATATGGTACAGACCAATA GTGTTGGCCCCAAGCTTGAATTTGCTAATGACACAAAAAT TGCCCTCAATTAGGCAATGCGTGGAAATATCCCTCTATG GTGTTTCGGCCGTTGGTGTTTTTCAGAATTGCACAGCTGTA GGTGTTCGACAGCAGCGCTTTGTTTATGATGCGTACCAGA ATTTAGTTGGCTATTATTCTGATGATGGCACTACTACTGT CTGCGTGTCTGTGTTAGTGTCTCTGTTTCTGTACTATGTA TAAAGAAACTAAAACCCACGCTACTCTATTTGGTAGTGT GCATGTGAACACATTTCTTCTACCATGTCTCAACTACTCCCG TTCTACGGCATCAATGCTTAAACGGCGAGATTCTACATAT GGCCCCCTTCAGACACCTGTTGGTTGTGTCCTAGGACTTGT TAATTCCTCTTTGTTCTGATAGAGACTGCAAGTTGCCCTCTCG GTCAATCTCTCTGTGCTCTTCTGACACACCTAGTACTCTC ACACTCGCAGTGTGCGCTCTGTGCCAGGTGAAATGCGCT TGGCATCCATTGCTTTAATCATCCCAATTCAGGTTGATCAA CTAATAGTAGTTATTTAAATTAAGTATACCCACTAATTT	20

TABLE 10-continued

Betacoronavirus Nucleic Acid Sequence		
Strain	Nucleic Acid Sequence	SEQ ID NO:
	TTCCCTTGGTGTGACTCAGGAGTACATTGAGACAACCCATTC AGAAAGTTACTGTTGATTGTAACAGTACGTTTGCAATGG TTCCAGAAAGTGTGAGCAATTACTCGCCGAGTATGGCCAG TTTTGTTCCAAATAAACCCAGGCTCCTCATGGTGCCAAATTT ACGCCAGGATGATTCTGTACGTAATTTGTTTGCAGCCGTG AAAAGCTCTCAATCATCTCCTATCATACCAGGTTTGGAG GTGACTTTAATTTGACACTTCTAGAACCTGTTTCTATATCT ACTGGCAGTCGTAGTGCACGTAGTGTATTGAGGATTTGC TATTTGACAAAGTCACTATAGCTGATCCCTGGTTATATGCA AGGTTACGATGATTGTATGCAGCAAGGTCAGCATCAGCT CGTGATCTTATTGTGCTCAATATGTGGCTGGTTATAAAGT ATTACCTCCTCTTATGGATGTTAATATGGAAGCCCGGTATA CTTTACTTTGCTTGGCAGCATAGCAGGTTGGCTGGACT GCTGGCTTATCCTCCTTTGCTGCTATTCCATTGCACAGAG TATYTTTTATAGGTTAAACGGTGTGGCATTACTCAACAG GTTCTTTTCAGAGAACCAAAGCTTATGGCAATAAGTTTA ATCAGGCTCTGGGAGCTATGCAAAACAGGCTTCACTACAAC TAATGAAGCTTTTCGGAAGGTTACAGGATGCTGTGAACAAC AATGCACAGGCTCTATCCAAATAGCTAGCGAGCTATCTA ATACTTTTGGTGTCTATTCCGCCTCTATTGGAGACATCATA CAACGCTTGTATGTTCTCGAACAGGACGCCAAATAGACA GACTTATTAATGGCCGTTTGACAACACTAAATGCTTTTGT GCACAGCAGCTTGTTCGTTCCGAATCAGCTGCTTTCCGC TCAATGGCTAAAGATAAAGTCAATGAGTGTGTCAAGGCA CAATCCAAGCCTTCTGGATTTTGGCGTCAAGGCACACATA TAGTGTCTTTGTTGTAATGCCCCAATGGCCCTTACTTT ATGCATGTTGGTTATTTACCCTAGCAACCACATGAGGTTGT TTCTGCTTATGGTCTTTGGGATGCAGCTAACCCCTACTAAT GTATAGCCCTGTTAATGGCTACTTTATAAAACATAAATAC ACTAGGATGTTGATGAGTGGTCATATACTGGCTCGTCCTT CTATGCACCTGAGCCCATCACCTCTCTTAATACTAAGTATG TTGCACCAAGGTGACATACAAAACATTTCTACTAACCT CCCTCCTCCTCTCTCGGCAATTCACCCGGGATTGACTTCC AAGATGAGTTGGATGAGTTTTCAAAAATGTTAGCACCGAG TATACTAATTTTGGTCTCTAACACAGATTAATACTACAT TACTCGATCTTACCTACGAGATGTTGTCTCTTCAACAAGTT GTTAAAGCCCTTAATGAGTCTTACATAGACCTTAAAGAGC TTGGCAATATACTTATTACAACAATGGCCGTTGGTACAT TTGGCTTGGTTTCATGCTGGCTTGTGCTTGTAGCTCTAT GCGTCTTCTTCATACTGTGCTGCACCTGGTTGTGGCACAAAC TGTATGGGAAAACCTAAGTGAATCGTTGTTGTGATAGAT ACGAGGAATACGACCTCGAGCCGCATAAGGTTTCATGTTCA CTA	
MERS S FL SPIKE 2cEMC/2012 (XbaI change(T to G)) (nucleotide)	ATGATACACTCAGTGTTCCTACTGATGTTCTTGTAAACCC TACAGAAAGTTACGTTGATGATAGGCGCAGATTCTGTTAAG TCTGCTTGTATTGAGGTTGATATACAACAGACTTCTTTGA TAAACTTGGCCTAGGCCAATTGATGTTTCTAAGGCTGAC GGTATTATATACCCCTAAGGCCGTACATATCTAACATAA CTATCACTTATCAAGGCTTTTTCCCTATCAGGGAGACCAT GGTGATATGATGTTTACTCTGCAGGACATGCTACAGGCA CAACTCCACAAAAGTTGTTGTAGCTAACTATTTCTCAGGA CGTCAAACAGTTTGTAAATGGGTTTGTGCTCCGTATAGGA GCAGCTGCCAATTCACCTGGCAGTGTATTATAGCCCATC TACCAGCGCTACTATACGAAAAATTTACCCTGCTTTTATGC TGGGTTCTTCAGTTGGTAATTTCTCAGATGGTAAAATGGG CCGCTTCTTCAATCATACTCTAGTTCTTTTGCCTGATGGAT GTGGCACTTACTTAGAGCTTTTTATTGTATTCTGGAGCCT CGCTCTGGAATCATTTGCTCTGCTGGCAATCTCTATCTTC TTTTGCCTTATCACACTCTGCAACAGATTGTTCTGATG GCAATTACAATCGTAATGCCAGTCTGAACCTTTTTAAGGA GTATTTAATTTACGTAACCTGCACCTTTATGTACACTTATA ACATTACCGAAGATGAGATTTAGAGTGGTTGGCATTAC ACAAACTGCTCAAGGTTTACCTCTTCTCATCTCGGTATG TTGATTTGTACGGCCGCAATAAGTTTCAATTTGCCACCTTG CCTGTTTATGATACTATTAAAGTATTATTCTATCATCTCTCA CAGTATTCGTTCTATCCAAAGTATAGAAAAGCTTGGGCT GCCTTCTACGTATATAAACTTCAACCGTTAACTTTCTGTT GGATTTTTCTGTTGATGGTTATATACGCAGAGCTATAGACT GTGGTTTTAATGATTTGTCACAACCTCCACTGCTCATATGAA TCCTTCGATGTTGAATCTGGAGTTTATTAGTTTCGTTCTTT CGAAGCAAACCTTCTGGCTCAGTTGTGGAACAGGCTGAA GGTGTTGAATGTGATTTTTACCTCTTCTGCTGGCACACC TCCTCAGGTTTTATAATTTCAAGCGTTGGTTTTTACCAATT GCAATTATAATCTTACCAATGCTTTCCTTTTCTGTG	21

TABLE 10-continued

Betacoronavirus Nucleic Acid Sequence		
Strain	Nucleic Acid Sequence	SEQ ID NO:
	AATGATTTACTTGTAGTCAAATATCTCCAGCAGCAATTGC TAGCAACTGTTATTCTTCACTGATTGTTGATTACTTTTCAT ACCCACTTAGTATGAAATCCGATCTCAGTGTAGTTCCTGCT GGTCCAATATCCCAGTTTAAATATAAACAGTCTTTCTAA TCCCACATGTTGATTTTAGCGACTGTTCCCTATAACCTTA CTACTATTACTAAGCCTCTAAGTACAGCTATATTAACAA GTGCTCTCGTCTTCTTTCTGATGATCGTACTGAAGTACCTC AGTTAGTGAACGCTAATCAATACTCACCTGTGTATCCATT GTCCCATCCACTGTGTGGGAGACGGTGATTTATATAGGA AACAACATCTCCACTTGAAGGTGGTGGCTGGCTTGTGTC TAGTGGCTCAACTGTGCCATGACTGAGCAATTACAGATG GGCTTTGGTATTACAGTTCAATATGGTACAGACCAATA GTGTTGCCCAAGCTTGAATTGCTAATGACACAAAAAT TGCCCTCAATTAGGCAATTGCGTGGAAATATCCCTCTATG GTGTTTCGGGCCGTGGTGT TTTTCAGAAATGACAGCTGTA GGTGTTCCGACAGCAGCGCTTTGTTTATGATGCGTACCAGA ATTTAGTTGGCTATTATTCTGATGATGGCAACTACTACTGT TTGCGTGCCTGTGTAGTGTTCCTGTTCTGTCACTATGAT AAAGAAACTAAAACCCACGCTACTCTATTTGGTAGTGTG CATGTGAACACATTTCTTCACTGATGCTCAATACTCCCGT TCTACGCGATCAATGCTTAAACGGCGAGATTCTACATATG GCCCCTTACAGACCTGTGGTGTGCTTAGGACTTGT AATTCTCTTTGTTGCTAGAGGACTGCAAGTTGCCTCTGG TCAATCTCTGTGCTCTTCTGACACCTTAGTACTCTCA CACTCGCAGTGTGCGCTCTGTTCCAGGTGAAATGCGCTT GGCATCCATTGCTTTAATCATCCTATTACAGTTGATCAAC TTAATAGTAGTTATTTAAATTAAGTATACCCACTAATTTT TCCTTTGGTGTGACTCAGGAGTACATTCAGACAACCATT AGAAAGTTACTGTTGATGTAACAGTACGTTTGCAATGG TTTCAGAAAGTGTGAGCAATTACTGCGCGAGTATGGCCAG TTTGTTCAAAATAAACCCAGGCTCTCCATGGTGCCAAAT ACGCCAGGATGATTCTGTACGTAATTTGTTTGCAGCGTG AAAAGCTCTCAATCATCTCCTATCATACAGGTTTGGAG GTGACTTTAATTTGACACTCTGGAACCTGTTTCTATATCT ACTGGCAGTTCGTAGTGCAGTGTGCTATTGAGGATTTGC TATTTGACAAAGTCACTATAGCTGATCCTGGTTATATGCA AGGTTACGATGATTGCATGCAGCAAGTCCAGCATCAGCT CGTGATCTTATTGTGCTCAATATGTGGCTGGTTACAAAGT ATTACCTCTCTTATGGATGTTAATATGGAAGCCCGGTATA CTTATCTTTGCTTGGCAGCATAGCAGGTTTGGCTGGACT GCTGGCTTATCCTCCTTTGCTGCTATTCATTGACACAGAG TATCTTTTATAGTTAAACGGTGTGGCATTACTCAACAGG TTCTTTCAGAGAACCAAAAGCTTATGCCAAATAGTTTAA TCAGGCTCTGGGAGCTATGCAACAGGCTTCACTACAACT AATGAAGCTTTTCAGAAAGTTGAGGATGCTGTGAACAACA ATGCACAGGCTCTATCCAAATAGCTAGCGAGCTATCTAA TACTTTGGTGTCTATTTCCGCTCTATTGGAGACATCATAC AACGCTTGATGTTCTCGAACAGGAGCCCAATAGACAG ACTTATTAATGGCCGTTTGACAACACTAAATGCTTTTGTG CACAGCAGCTTGTTCGTTCCGAATCAGCTGCTTTCCGCT CAATGGCTAAAGATAAGTCAATGAGTGTGTCAGGCAC AATCCAAGCGTTCTGGATTTTGCGGTCAAGGCACACATAT AGTGTCTTTGTTGTAATGCCCCAATGGCCTTTACTTCA TGCATGTTGGTTATTACCTTAGCAACCACATTGAGGTTGTT TCTGCTTATGGCTTTGCGATGCAGCTAACCTACTAATTG TATAGCCCCTGTTAATGGCTACTTTATTAATACTAATAACA CTAGGATTTGATGAGTGGTCATATCTGGCTCGTCTTTC TATGCACCAGGCCCATTACCTCCCTAATACTAAGTATGT TGCACACAGGTTGACATACAAAAACATTTCTACTAACCTC CCTCTCTCTTCTCGGCAATTCACCCGGGATTGACTTCCA AGATGAGTGGATGAGTTTTCAAAATGTTAGCACCAGT ATACCTAATTTGGTTCCTAACACAGATTAATACTACATT ACTCGATCTTACCTACGAGATGTTGCTCTTCAACAAGTTG TTAAGCCCTTAATGAGTCTTACATAGACCTTAAAGAGCT TGGCAATTAATACTTATTACAACAAATGGCCGTGGTACATT TGGCTTGGTTTCAATGCTGGGCTGTGTCCTTAGCTCTATG CGTCTTCTTACACTGTGCTGCACTGGTGTGGCACAACCT GTATGGAAAACTTAAGTGAATCGTTGTTGTGATAGATA CGAGGAATACGACCTCGAGCCGCATAAGGTTTATGTTTAC TAA	
Novel_MERS_S2_subunit_trimeric vaccine (nucleotide)	ATGATCCACTCCGTGTTCTCTCATGTTCCTTTGACCCC CACTGAGTCAGACTGCAAGCTCCCGCTGGGACAGTCCCTG TGTGCGCTGCCTGACACTCTAGCACTCTGACCCACGCTC CGTGGGTCGGTGCCTGGCGAAATGCGGCTGGCCCTCATC	22

TABLE 10-continued

Betacoronavirus Nucleic Acid Sequence		
Strain	Nucleic Acid Sequence	SEQ ID NO:
	GCCTTCAATCACCCAAATCCAAGTGGATCAGCTGAATAGCT CGTATTCAAGCTGTCCATCCCCACGAACTTCTCGTTCGGG GTCACCCAGGAGTACATCCAGACCACAATTGAGAGGTCA CCGTGATGCAAGCAATACGTGTGCAACGGCTCCAGAA GTGCGAGCAGCTGCTGAGAGAATACGGGCAGTTTGCAGC AAGATCAACCAGGCGCTGCATGGAGCTAACTTGCGCCAGG ACGACTCCGTGCGCAACCTCTTTGCCTCTGTGAAGTCATCC CAGTCTCCCAATCATCCCGGGATTCGGAGGGGACTTCA ACCTGACCCTCCTGGAGCCGTGTGATCAGCACCGGTAG CAGATCGGCGCTCAGCCATTGAAGATCTTCTGTTGAC AAGGTCACCATCGCCGATCCGGGTACATGCAGGGATACG ACGACTGTATGCAAGCAGGACAGCCTCCGCGAGGGACCT CATCTGCGCGAATACGTGGCCGGGTACAAAGTGTGCCT CCTCTGATGGATGAAATGGAGCCGCTTATACTTCGT CCCTGCTCGGCTCTATCGCCGGCTGGGGTGGACCGCCG CCTGTCTCTTCCGCGCTATCCCTTTGCAAAATCCATT TCTACCGGCTCAACGGCGTGGGATTAACAACAAGTCTCT GTGCGAAGCAGAGTTGATCGCAACAAAGTCAATCA GGCCCTGGGGCCATGCAGACTGGATTCACTACGACTAAC GAAGCGTTCCAGAAGTCCAGGACGCTGTGAACAACAAC GCCCAGGCGCTCTCAAAGTGGCCTCCGAACTCAGCAACA CCTTCGAGCCATCAGCCGATCGATCGGTGACATAATTCA GCGGCTGGAGTGTGGAGCAGGACGCCAGATCGACCG CCTCATCAACGGACGGCTGACCACTTGAATGCCTTCGTG GCACAACAGCTGGTCCGGAGCGAATCAGCGGCACTTCCG CCCAACTCGCCAAGGACAAAGTCAACGAATGCGTGAAG CCCAGTCCAAAGAGTCCGGTTTCTGCGTCAAGGAACCCA TATTGTGTCTTCGTGTAACCGCCCAACGGTCTGTACT TTATGCACGTCGGTACTACCCGAGCAATCATATCGAAGT GGTGTCCGCTACGGCTGTGCGATGCCGCTAACCCACT AACTGTATGCCCCGTGAACGGATATTTATTAAGACCA ACAACACCCGCAATGTGGACGAATGGTCATACACCGGTC GTCTTCTACGCGCCCGAGCCATCACTTCACTGAACACC AAATACGTGGCTCCGCAAGTGACCTACCAGAACATCTCCA CCAATTTGCCGCGCGCTGCTCGGAACAGCACCGGAAT TGATTTCCAAGATGAACTGGACGATTTCTCAAGAACGTG TCCACTTCCATTCCCACTTCGGAAGCTGACACAGATCA ACACCACCCTTCTCGACTGACCTACGAGATGCTGAGCCT TCAACAAGTGGTCAAGGCCCTGAACGAGAGCTACATCGAC CTGAAGGAGCTGGCAACTATACTACTACAACAAGTGGC CGGACAAGATTGAGGAGATTTGTGCGAAATCTACCACAT TGAAAACGAGATCGCCAGAAATCAAGAAGCTTATCGGCGA AGCC	
MERS S0 Full-length Spike protein (nucleotide, codon optimized)	ATGGAACCCCTGCCAGCTGTGTTCCTGTGCTGCTGTG GCTGCCTGATACCACCGGCAGCTATGTGGACGTGGGCCCC GATAGCGTGAAGTCCGCTGTATCGAAGTGGACATCCAGC AGACCTTTTTCGACAAGACTGGCCAGACCCATCGACGT GTCCAAGCCGACGGCATCATCTATCCAAAGCCGGACC TACAGCAACATCACCATTACCTACCAGGCGCTGTTCCTAT ATCAAGGGACCCAGCGGATATGTACGTGACTCTGCGGG CCACGCCACCGGCACCACCCAGAACTGTTCTGTGGCC AACTACAGCCAGGACGTGAAGCAGTTCGCCAACGGCTTCG TCGTGCGGATGGCGCCGTGCCAATAGCACCGGCACAGT GATCATCAGCCCCAGCACCGCCACCATCCGGAAGATC TACCCGCTTCTATGCTGGGAGCTCCGTGGGCAATTTCA GCGACGGCAAGATGGCCGGTTCTTCAACCACACCTGGT GCTGCTGCCGATGGCTGTGGCACACTGCTGAGAGCCTTC TACTGCATCCTGGAACCCAGAAGCGGCACCACTGCCCTG CCGGCAATAGCTACACAGCTTCGCCACCTACCACACACC CGCCACCGATTGCTCCGACGGCACTACAACCGGAACGCC AGCCTGAACAGCTTCAAAGAGTACTTCAACCTGCGGAACT GCACCTTCATGTACACTACAATATCACCGAGGACGAGAT CCTGGAATGGTTCGGCATCACCCAGACCCCGAGGGCGTG CACCTGTTTACGACGAGATACGTGGACCTGTACGGCGGCA ACATGTTCCAGTTTGCACCTTCCCGGTGTACGACACCATC AAGTACTACAGCATCATCCCCACAGCATCCGGTCCATCC AGAGCGACAGAAAAGCTGGGCGCCTTCTACGTGTACAA GCTGCAGCCCTGACCTTCTGCTGGACTTACGCGTGGAC GGCTACATCAGACGGGCCATCGACTGCGGCTTCAACGACC TGAGCCAGCTGCACTGCTCTACGAGAGCTTCGACGTGGA AAGCGCGTGTACAGCGTTCAGCTTCAGGCCAAAGCCT AGCGGACGCTGGTGAACAGGCTGAGGCGTGAATGC GACTTCAGCCCTGCTGAGCGGACCCCTCCCCAGGTGT ACAACCTCAAGCGGCTGGTGTACCAACTGCAATTACAA	23

TABLE 10-continued

Betacoronavirus Nucleic Acid Sequence		
Strain	Nucleic Acid Sequence	SEQ ID NO:
	CCTGACCAAGCTGCTGAGCCTGTTCTCCGTGAACGACTTC ACCTGTAGCCAGATCAGCCCTGCCGCCATTGCCAGCAACT GCTACAGCAGCCTGATCCTGGACTACTTCAGTACCCCT GAGCATGAAGTCCGATCTGAGCGTTCCTCCGCCGGACCC ATCAGCCAGTTCAACTACAAGCAGAGCTTCAGCAACCCTA CCTGCCCTGATTCTGGCCACCGTGCCCAATCTGACCAC CATCACCAGCCCTGAAGTACAGTACATCAACAAGTGC AGCAGACTGCTGTCGACGACCGGACCGAAGTGCCCCAGC TCGTGAACGCCAACCAGTACAGCCCTGCGTGTCCATCGT GCCCAGCACCGTGTGGGAGGACGGCGACTACTACAGAAA GCAGCTGAGCCCTTGAAGGCGCGGATGGCTGGTGGCT TCTGGAAGCACAGTGGCCATGACCGAGCAGCTGCAGATG GGCTTTGGCATCACCGTGAGTACGGCACCGACCCAACA GCGTGTGCCCAAGCTGGAATTCGCCAATGACACCAAGAT CGCCAGCCAGCTGGGAACTGCGTGGAACTACTCCCTGTAT GCGGTGTCGGGACGGGCGTGTCCAGAATTGCACAGCAG TGGGAGTGGCGAGCAGAGATTGCGTACAGATGCCATACCA GAACCTGTTGGCTACTACAGCGACGACGGCAATTACTAC TGCTTGGCGCCTGTGTGTCGCTGCCGTGTCGCTGATCTA CGACAAAGAGACAAGACCCACGCCACACTGTTCGGCTCC GTGGCCTGCGAGCACATCAGCTCCACCATGAGCCAGTACT CCCGCTCCACCCGGTCCATGCTGAAGCGGAGAGATAGCAC CTACGGCCCCCTGCAGACACCTGTGGGATGTGTCTGGC CTGCTGAAACAGCTCCCTGTTTGGGAAGATGCAAGCTGC CCCTGGGCAGAGCCTGTGTGCCCTGCCAGATACCCCTAG CACCCTGACCCCTAGAAGCGTGCCTCTGTGCCCGCGAA ATGCGGCTGGCCTCTATCGCCTTCAATCACCCATCCAGGT GGACCAGCTGAACCTCAGCTACTTCAAGCTGAGCATCCCC ACCAACTTCAAGCTTCCGGGTGACCCAGGAGTACATCCAGA CCACAATCAGAAAGTGACCGTGGACTGCAAGCAGTACGT GTGCAACCGCTTTTCAAGTGCAGACAGCTGCTGCCCGAG TACGGCCAGTTCTGCAGCAAGATCAACCAGGCCCTGCACG GCGCCACCTGAGACAGGATGACAGCGTGGGACCTGTT CGCCAGCGTGAAAAGCAGCCAGTCCAGCCCATCATCCCT GGCTTCGGCGCGACTTTAACCCTGACCTGCTGGAACCTG TGTCCATCAGCACCGGCTCCAGAAGCGCCAGATCCGCCAT CGAGGACCTGCTGTTCGACAAAGTACCATGCCCACCCC GGCTACATGCAGGGCTACAGCATTGATGCAGCAGGGCC CAGCCAGCGCCAGGGATCTGATCTGTGCCAGTATGTGGC CGGCTACAAGGTGCTGCCCCCCCTGATGGACGTGAACATG GAAGCCGCTACACCTCCAGCCTGCTGGGCTCTATGTCTG GCGTGGGATGGAAGCAGCCGGCTGTCTAGCTTTGCCGCT CCCTTTGCCCCAGAGCATCTTACCGGCTGAACGGCGTG GGATCACAACAAGTGTGAGCGGAGAACAGAGCTG ATCGCAACAAGTTTAAACAGGCACTGGGCGCATGCAGA CCGGCTTACCAACCAACAGGCTTTCAGAAAGGTGCA GGACGCGTGAACAACAAGCCAGGCTCTGAGCAAGCT GGCTCCGAGCTGAGCAATACCTTCCGGCCATCAGCGCC TCCATCGGCGACATCATCCAGCGGCTGGACGTGCTGGAAC AGGACGCCCAGATCGACCGGCTGATCAACGGCAGACTGA CCACCCTGAACGCCTTCGTGGCACAGCAGCTCGTCCGGAG CGAATCTGCCGCTCTGTCTGCTCAGCTGGCCAAGGACAAA GTGAACGAGTGCCTGAAGGCCAGTCCAAGCGGAGCGGC TTTTGTGGCCAGGCAACCCACATCGTGTCTTCGTGCTGAA TGCCCCAACGGCCTGTACTTTATGCACGTGGGCTATTACC CCAGCAACACATCGAGGTGGTGTCCGCTATGGCCTGTG CGACGCGCCAATCTACCAACTGTATCGCCCCGTGAAC GGCTACTTCAAGACCAACAACCCGGATCGTGGACG AGTGTCTTACACAGGCGAGCTTTACGCCCCGAGCC CATCACCTCCCTGAACACCAATACGTGGCCCCCAAGTG ACATACCAGAACTCTCCACCAACCTGCCCTCCACTGC TGGGAATTCACCCGATCGACTTCCAGGACGAGCTGGA CGAGTTCTCAAGAAGCTGTCCACCTCCATCCCCAACTTCG GCAGCCTGACCCAGATCAACACCACCTCTGCTGGACCTGAC CTACGAGATGCTGTCCCTGCAACAGGTCGTGAAAGCCCTG AACGAGAGCTACATCGACCTGAAAGAGCTGGGGAACAC ACCTACTACAACAAGTGGCCTTGGTACATTTGGCTGGGCT TTATCGCCGGCCTGGTGGCCCTGGCCCTGTGCGTGTCTTC ATCTGTGCTGCACCGGCTGCCGCACCAATTCATGGGCA AGCTGAAATGCAACCGGCTGCGACAGATACGAGGAAT ACGACCTGGAACCTCACAAGTGATGTGCAC	

TABLE 10-continued

Betacoronavirus Nucleic Acid Sequence		
Strain	Nucleic Acid Sequence	SEQ ID NO:
Betacoronavirus mRNA Sequences		
gb KJ156934.1 : 21405-25466 Middle East respiratory syndrome coronavirus isolate Riyadh_14_2013, spike protein (nucleotide)	AUGAUACACUCAGUGUUUCUACUGAUGUUCUUGUUAAC ACCUACAGAAAGUUACGUUGAUGUAGGGCCAGAUUCUG UUAAGUCUGCUUGUAUUGAGGUUGUAUUAACAACAGACC UUCUUUGAUAAAAACUUGGCCUAGGCCAAUUGAUGUUUC UAAGGCUGACGGUAUUUAUACCCUCAAGGCCGUAACAU AUUCUAACAUAAUCUAUCUUAUACAGGUCUUUUUCCCU AUCAGGGAGACCAUGGUGUAUUGUAUGUUUACUCUGCA GGACAUGCUCACGGCACAAUCACCAAAAGUUGUUUGU AGCUAACUAUUCUCAGGACGUCAAACAGUUUGCUAUG GGUUUGUCGUCGUUAGGAGCAGCUGCCAAUUCACUG GCACUGUUUAUUUAGCCCAUCUACAGCGCUACUAUAC GAAAAUUUACCCUGCUUUUAUGCGGGUUCUUCAGUU GGUAAUUUCUCAGAUUGUAAAAUGGGCCGCUUCUUCAA UCAUACUCUAGUUCUUUUGCCGGAUGGAUGUGGCACUU UACUUAGAGCUUUUAUUGUAUUUAGAGCCUCGCUUCU GGAAAUCAUUGUCUGCGCCAAUUCUUAUACUUCUU UGCCACUUUAUCACACUCCUGCAACAGAUUGUUUCGAUGG CAAUUACAACUGUAUUGCCAGUCUGAACUCUUUUAAGG AGUAAUUUAAUUUACGUAACUGCACUUUAUGUACACU UAUAACAUAUACCGAAGAUAGAGAUUUUAGAGUGGUUUGG CAUUACACAAACUGUCUACAGGUGUUCACUCUUCUCAUC UCGGUAUGUUGAUUUUGUACGGCGGCAAUUGUUUCAU UUGCCACCUUGCCUGUUUAUGAUACUAUUUAAGUAUUU UCUAUCAUUCUCACAGUAUUUGUUUAUUCCAAAGUGAU AGAAAAGCUUGGGCUGCCUUCUACGUAUUAUAAACUUC ACCGUUAAUUUCCUGUUGGAUUUUUCGUUGAUGGUU AUUAACGCAGAGCUAUAAGACUGUGUUUUAUGAUUUG UCACAACUCCACUGUCUAUUAUAAUCCUUGAUGUUGAA UCUGGAGUUUAUUCAGUUUCGUCUUUCGAAAGCAAACC UUCUGGCUUCAGUUGGAAACAGGCUAGAGGUUGAAU GUGAUUUUACCCUCUUCUGUCUGGCACACUUCUCAGG UUUAUAUUUUAAGCGUUUGGUUUUUUACCAAUUGCAAU UAUAUUCUUAACAAUUGCUUUCACUUUUUCUGUGAA UGAUUUUAUUGUAGUCAAUAUUCUCCAGCAGCAAUUG CUAGCAACUGUUAUUUCUACAGAUUUUUGGAUUUUUU UCAUACCCACUUAUGUAUGAAUCCGAUCUCAGUUGUAG UUCUGCUGGUCAAUAUCCAGUUUAUUUAUAAACAGU CCUUUUUAUUAUCCCAUGUUUGAUUUUAGCGACUGUU CUCAUAACCUUAUCUAUUUAUUAAGCCUUAAGUACA GCUAUAUUAAAGUGCUUCUGCUUUUCUUGAUGAU CGUACUGAAGUACCUCAGUUAGUGAACGCUAAUCAAUA CUCACCCUGUGUAUCUUAUGUCCCAUCCAGUGUGGGA AGACGGUGAUUUUAUAGGAAACAUAUCUCCACUUG AAGGUGGUUGGCGGCUUUGUUAUGUGGCUCAACUGUU GCCAUGACUGAGCAAUAACAGAUUGGCUUUGGUUUUAC AGUUCAAUUGGUACAGACACCAUUAUGUUUUGCCCA AGCUUGAAUUUGCUAAUGACAAAAAUUGCCUCUCAA UUAGGCAAUUGCGUGGAUUUCCUUCUUAUGGUGUUUC GGCCGUGGUGUUUUUCAGAAUUGCACAGCUGUAGGUG UUCGACAGCAGCGUUUUUGUUUAUGAUGCGUACCAGAU UUAGUUUGCUAUUAUUCGAUGAUGGCAACUACUACUG UCUGCGUGCUUGUUAUGUUCUUGUUUCUGUCAUCU AUGAUAAAGAAACUAAAACCCACGCUACUCUAUUUGGU AGUGUUGCAUGUGAACACAUUUCUUCUACCAUGUCUCA AUACUCCGUUCACGCGAUCAUUGCUUAAACGGCGAGA UUCUACAUAUGGCCCCUUCAGACACCUUGUUGUUGUGU CCUAGGACUUGUUAAUUCUUCUUGUUCGUAGGAGACU GCAAGUUGCCUCUGGUAUUUCUCUGUGCUUCUCCUG ACACACCUAGUACUCUACACCUUCGAGUGUGCGCUUCG UGCCAGGUGAAUUGCGCUUGGCAUCCAUUGCUUUUAU CAUCCAUUCAGGUUGAUCACUUAUUAUAGUUAUUUU UAAAUUAAUUAUACCCAUAAUUUUUCCUUUGGUGUGA CUCAGGAGUACAUCAGACAACCAUUCAGAAAGUUAUCU GUUGAUUGUAAACAGUACGUUUGCAAUGGUUUCCAGAA GUGUGAGCAAUUAUCUGCGCGAGUAUGGCCAGUUUUGUU CCAAAUAUAAACAGGCUUCUUAUGGUGCAAUUUACGCC AGGAUGAUUCUGUACGUAAUUUGUUUGCGAGCGUAAA AGCUUCAAUACUUCUUAUACUACAGGUUUUGGAGGU GACUUUAUUUGACACUUCUAGAACCUGUUUCUAUAUC UACUGGCAGUCGUAGUGCACGUAGUCUAUUUGAGGAUU UGCUAUUUGACAAAGUACUAUAGCUGAUCUGGUUUU AUGCAAAGGUUACGAUUGUUAUGCAGCAAGGUCACG	65

TABLE 10-continued

Betacoronavirus Nucleic Acid Sequence		
Strain	Nucleic Acid Sequence	SEQ ID NO:
	AUCAGCUCGUGAUCUUUUUUGUGUCUCAAUUGUGGCUG GUUUAUAAAGUAUUACUCCUCUUAUGGAUGUUAAUUG GAAGCCCGUAUACUUAUCUUAUGUCUUGGCAGCAUAGCA GGUGUUGGUGGACUGGUCUUAUCCUCCUUGUCUGCU AUUCCAUUUGCACAGAGUAUUAUUUAUAGGUUAAACGG UGUUGGCAUUAACUACAGGUUCUUAUGAGAAACCAA AGCUUAUUGCCAAUAGUUUAUACAGGCUCUGGGAGCU AUGCAAACAGGCUUCACUACAACAAUGAAGCUUUUCG GAAGGUUCAGGAUGUCUGAACAACAUGCAGAGGCUC UAUCCAAUUAAGCUAGCGAGCUUAUUAUACUUUUGGU GCUAUUUCGCGUCUUAUUGGAGACAUAACAACGUCUU GAUGUUCUGAAACAGGACGCCAAUAGACAGACUUUA UAAUGGCCUUUGACAACACUAAUAGCUUUUGUUGCAC AGCAGCUUGUUCGUUCCGAUACAGCUGCUCUUUCGCU AAUUGGCUAAAGUAUAGUCAUUGAGUGUGCAAGGCA CAAUCCAAGCGUUCUGGAUUUUGCGGUCAGGCACACA AUAGUGUCUUUUGUUAUAAUGCCCUAAUGGCCUUUA CUUUUAGCAUGUUGGUUAUUACCCUAGCAACCAUUG AGGUUGUUUCUGCUUAGGUCUUUGCGAUGCAGCUAAC CCUAUUAUUUAUAGCCCGUUAUAGGCUACUUUAU UAAAACUAAUACACUAGGAUUGUUAUGAGUGGUCAU AUACUGGCUCGUCUUUAUAGCACCUGAGCCCAUACCCU CUCUUAUACUAAAGUAUUGGACACACAGGUGACAUAAC AAAACAUUUCUACUAAACUCCUCCUCCUUCUUCGCGCA AUUCCACCGGAUUGACUUCCAAGAUAGUUGGAUGAG UUUUUCAAUUUAGUUAAGCACAGUAUACCUAAUUUUGG UUCUCUAAACAGAUUAUACUACAUAUCUGAUUUUAC CUACGAGAUUGUCUCUUCAACAAGUUUUAAAGCCC UUAAUGAGUCUUACAUAAGACUUAAAGAGCUUGGCAU UAUACUUAUUAACAACAAGGCGGUGGUAUUAUGGCU UGGUUUCAUUGCUGGGCUUGUUGCCUAGCUCUAUGCG UCUUUCUACUACUGUGCUGCACUGGUUGUGGCACAACU GUAUGGGAUAAACUUAAGUUAUCCGUUGUUGUAUAGA UACGAGGAUACGACUCGAGCCGCAUAGGUUCAUGU UCACUAA	
MERS S FL SPIKE 2cEMC/2012 (XBaI change(U to G)) (nucleotide)	AUGAUACACUCAGUGUUUCUACUGAUGUUCUUGUUAAC ACCUACAGAAAGUUACGUUGAUGUAGGGCCAGAUUCUG UUAAUGUCUGCUUGUAUUGAGGUUGUAUUAACAACAGACU UUCUUUGAUAAAACUUGGCCUAGGCCAAUUGAUGUUUC UAAGGCUGACGGUAUUUAUACCCUCAAAGCCGUACAU AUUCUAACAUAACUACUUAUUAAGGUCUUUUUCCCU AUCAGGGAGACCAUGGUGUAUUGUAUGUUUACUUGCA GGACAUGCUACAGGCACAACUCCACAAGUUGUUGU AGCUAAAUUUCUACAGGACGUCAAACAGUUUGCUAUG GGUUUGUCGUCGUUAGGAGCAGCUGCCAAUUCACUG GCACUGUUUAUUUAGCCCAUCUACAGCGCUACUAUAC GAAAAUUUACCCUGCUUUUAUGCUGGGUUUCUAGUU GGUAAUUUCAGAUUGUAAAUGGGCCGCUUCUCAA UCAUACUCUAGUUUUUUGCCGAGGUAUGGGCACUU UACUUAAGGCUUUUAUUGUAUUCUGGAGCCUCGCUUC GGAAAUCAUUGUCCUGCGGCAAUCCUUAUCUUUU UGCCACUUUAACAUCUCCUGCAACAGAUUGUUUGAUG CAAUUAACAUCGUAAUGCCAGUCGAAUCUUUUAAAG AGUAAUUUAUUUACGUAAACUGCACUUUAUGUACACU UAUAACAUAACCGAAGAUAGAUUUUAGAGUGGUUUGG CAUUAACAAACUGCUCAAGGUGUUCACCUUCUUCACU UCGGUAUGUUAUUUAACGGCGCAUUAUGUUUCAU UUGCCACCUUGCCUGUUUAUGAUACUUAUAGUAUUUA UCUAUACAUUCUCACAGUAUUCGUUCUAUCCAAAGUGAU AGAAAAGCUUGGGCUGCCUUCUACGUUAUUAACUUA ACCGUUUAUUUCCUGUUGGAUUUUUCUUGUAUGGU AUUAACGCAGAGCUUAAGACUGUGUUUAUAGAUUUG UCACAACUCCACUGCUCAUUAUGAUCCUUGAUGUUGAA UCUGGAGUUUAUUCAGUUUCGCUUUUCGAAAGCAAACC UUCUGGCUCAUUGGGAACAGGCUGAAGGUGUUGAAU GUGAUUUUACCCUUCUUGUCUGGCACACCUCCUAGG UUUAUAAUUUCAAAGCGUUGGUUUUUACCAAUUGCAAU UAUAACUUAACAAUUGCUUUCACUUUUUCUGUGAA UGAUUUUAUUGUAGUCAAAUUAUCUCCAGCAGCAAUUG CUAGCAACUGUUAUUCUACAGAUUUUUGGAUUAUUU UCAUACCCACUUAAGUAUAGAAUCCGAUCUCAGUUGUAG UUCUGCUGGUCAAUUAUCCAGUUUAUUUAUAAACAGU CCUUUUCAAUCCCAUUGUUAUUAUAGCGACUGUUUC CUCAUAACCUUAUUAUUAUUAAGCCUUAUAGUACA	66

TABLE 10-continued

Betacoronavirus Nucleic Acid Sequence

Strain	Nucleic Acid Sequence	SEQ ID NO:
Novel_MERS_S2_subunit_trimeric vaccine (nucleotide)	<p>GCUAUUUAAACAAGUGCUCUCGUCUUCUUCUGAUGAU CGUACUGAAGUACCCUAGUUAGUGAACGCUAAUCAAUA CUCACCCUGUGUAUCUUGUCCAUCCACUGUGUGGGA AGACGGUGAUUUUAGGAAACAACUUCUCCACUUG AAGGUGGUGGUGGCUUUGUUCUAGUGGCUCACUGUU GCCAUGACUGAGCAAUACAGAUUGGCUUUGUAUUAC AGUUCAAUUGGUACAGACACCAUAGUUGUUUGCCCA AGCUUGAAUUGCUAAUGACACAAAAUUGCCUCUCAA UUAGGCAAUUUGGUGAAUUAUCCUCUUAUGGUGUUUC GGGCCGUGGUGUUUUUAGAAUUGCAGCUGUAGGUG UUCGACAGCAGCGCUUUGUUUAGAUUGCGUACAGAAU UUAGUUGGCUAUUUCUGAUUAUGGCAACUACUACUG UUUGCGUGCUUUGUUGAGUUCUUGUUUCUGUCAUCU AUGAUAAAGAAAUAUAAACCCACGCUACUCUUAUUGGU AGUUGUUGCAUGUGAACACAUUUCUUAUCCAUUGUCU AUACUCCCGUUCUACGCGAUCAAUGCUUAAACGGCGAGA UUCUACAUAUUGGCCCCUUCAGACACCCUUGGUUGUGU CCUAGGACUUGUUAUUCUCUUGUUCGUAGAGGACU GCAAGUUGCCUUGGUCAAUCUCUCUGUGUCUUCUCCUG ACACACCUAGUACUCUACACCCUCGAGUGUGCGUCUCUG UUCAGGUGAAUUGCGUUGGCAUCUUAUGCUUUUAU CAUCUUAUUCAGGUUGAUCAACUUAUAGUAGUUAUU UAAAUAAGUAUACCCACUAAUUUUUCCUUGGUGUGA CUCAGGAGUACAUUCAGACAACCAUUCAGAAAGUUAU GUUGAUUGUAAACAGUACGUUUGCAUUGGUUUCCAGAA GUGUGAGCAAUUAUCUGCGCGAGUAUGGCAGUUUUGUU CCAAAUAUAAACAGGCUUCUUAUGGUGCCAAUUUACGCC AGGAUGAUUCUGUACGUAAUUUGUUGCGAGCGUGAAA AGCUUCUAAUUAUCUUAUCUUAUACAGGUUUUGGAGGU GACUUUAUUUGACACUUCUGGAACCGUUUCUUAUUC UACUGGCAUGUGUAGUGCAGUAGUGCUAUUGAGGAAU UGCUAUUUGACAAAGUACUAUAGCUGAUUCUGGUUAU AUGCAAGGUUACGAUGAUUGCAUGCAGCAAGGUCAGC AUCAGCUCGUGAUUUUUUGUGCUAAUUGUGGCG GUUACAAGUAUUACCCUUCUUAUGGAUGUUAUUAUG GAAGCCGCUUAUACUUAUCUUAUGCUUGGAGCAUAGCA GGUUGGCGUGGACUGCGGUUAUCCUCCUUGCGUCU AUUCCAUUUGCACAGAGUAUCUUUAUAGGUUAACCG UGUUGGCAUUAUCUACAGGUUCUUAUGGAGAACCAA AGCUUAUUGCCAAUAGUUUAUACAGGCUUCUGGGAGCU AUGCAAACAGGCUUCACUACAUAUAGAAAGCUUUUCA GAAGGUUCAGGAUGCUGGAAACAACUAGCAGGCGUC UAUCCAAUUAAGCUAGCGAGCUUAUUAUACUUUUGGU GCUAUUUCGCGUCUUAUUGGAGACUAUACAACGUCU GAUGUUUCGAAACAGGACGCCAAUAGACAGACUUUA UAAUGGCCGUUGACAACAUAUAAUGCUUUUUGUGCAC AGCAGCUUUGUUGUUCGAAUAGCUGCUCUUUCGCGUC AAUUGGCUAAAGAUAAAGUCAAUGAGUGUGUCAAGGCA CAUCCAAAGCGUUCUGGAUUUUGCGGUCAGGCACACAU AUAGUGUCUUUUGUUGUAUAAUGCCCUAAUGGCCUUUA CUUCAGCAUGUUGGUUAUUAUCCUAGCAACCAUUGA GGUUGUUUCUGCUAUGGUUUUGCGAUGCAGCUAACCC CUACUAAUUGUAUAGCCCCUGUUAUUGGCUACUUUAU AAAACUAAUAACAUAGGAUUGUUGAUGAGUGGUCAUA UACUGGCUUGUCUUUAUAGCACCUGAGCCAUUACUUC CCUUAUAUAAGUAUUGUACCCACAGGUGACAUACCA AAACAUUUCUACUAAACUUCUUCUUCUUCUUCGCGCAA UUCACCGGGAUUGACUUCUUAAGAUAGUUGGAUGAGU UUUUCAAAAAGUUAGCACAGUAUACCUAAUUUUGGU UCCUAAACACAGAUUAUACUACAUUACUCGAUCUUAAC UACGAGAUUGUUCUUCUUAACAAGUUGUUAAGCCCU UAAUAGAUUUUAACAUAAGACCUUAAAGAGCUUGGCAU AUACUUUAUAACAACAAUGGCCGUGUAUUAUUGGCU GGUUUAUUGCGUGGCUUUGUUGCCUAGCUCUUAUGCGU CUUCUUCAUACUGUGCGCACUGGUUGGCAACAACUG UAUGGAAAACUUAAGUGUAUUCGUUGUUGGAUAGAU ACGAGGAAUACGACCUGAGCCGCAUAAAGGUUAUGUU ACUAA</p>	67

TABLE 10-continued

Betacoronavirus Nucleic Acid Sequence		
Strain	Nucleic Acid Sequence	SEQ ID NO:
	UCGUUCGGGGUACCCAGGAGUACAUCAGACCACAAU CAGAAGGUCACCGUCGAUUGCAAGCAUACGUGGCAAC GGCUUCAGAAUGCGAGCAGCUGCUGAGAGAAUCGG GCAGUUUUGCAGCAAGAUCAACCAGGCGUGCAUGGAGC UAACUUGCGCCAGGACGACUCGUGCGCAACCUCUUUGC CUCUGUGAAGUCAUCCAGUCCUCCCAUAUCCCGGG AUUCGGAGGGACUUAACCCUGACCCUCUGGAGCCCGU GUCGAUCAGCACCGUAGCAGAUCCGGCGCGUCAGCCAU UGAAGAUCUUUGUUCGACAGGUCACCAUCGCCGAUCC GGGCUAUCAGCAGGGAUACGACGACUGUAUGCAGCAGG GACCAAGCCUCCGCGAGGGACCUCAUCUGCGCAUAUCG UGGCCGGGUACAAGUGUCUGCCUCCUCUGAUGGAUGUG AACAUUGAGGCCCGUUAUACUUCGUCUCCUGCCGUCU AUCGCGGGGUGGGGUGGACCGCCGGCCUGUCUCCUUC GCCGCUAUCUCCUUUGCAUAUCCAUUUUCUACCCGGUC AACGGCGUGGGCAUUAUCACCAAGUCCUGUCGGAGAAC CAGAAGUUGAUCGCAAAACAAGUUCAAUACGGCCUUGGG GGCCAUUCAGACUGGAUUCACUACGACUAAAGGAGCGUU CCAGAAGGUCAGGACGUCUGAACAACAACGCCAGGC GCUCUCAAGCUGGCCUCCGAACUCAGCAACACCUUCGG AGCCAUUCAGCGCAUCGAUCGGUGACAUAUUCAGCGGCU GGACGUGCUGGAGCAGGACGCCAGAUACGCCGCUCAU CAACGGACGGCUGACCAUUGAAUGCCUUCGUGGCACA ACAGCUGGUCCGGAGCGAUAUCAGCGGCAUUUCCGCCA ACUCGCCAAGGACAAAGUCAACGAUUGCGAAGGCCCA GUCCAAGAGGUCCGGUUUCUGCGGUAAGGAAACCAUAU UGUGUCCUUCGUCGUAACGCCGCCAACGGUCUGUAU UAUGCAGCUGCGCUACUACCCGAGCAUAUAUCGAAGU GGUGUCCGCCUACGGCCUGUGCGAUGCCGCUAACCCAC UAACUGUAUUGCCUUGGAACGGAUUUUUUAUAAGA CCAACAACACCCGCAUUGUGGACGAAUGGUCUAACCCG GUUCGUCCUUCUACGCGCCCGAGCCAUACUUCACUGA ACACCAAUAUCGUGGUCUCCGCAAGUGACCUACGAGACA UCUCACCAAUUUGCCGCCGCCGUCUGCGGAAACAGCA CCGGAAUUGAUUUCCAAGAUGAACUGGACGAAUUCUUC AAGAAGGUGUCCACUUCUUCACUUCGGAAGCCUG ACACAGAUCAACACCCUUCUGGACCUACGAGAG AUGCUGAGCCUUAACAAGUGGUAAGGCCUGAACGAG AGCUACAUUCGACCUAAGGAGCUGGGCAACUAUACCUAC UACAACAAGUGGCCGGAACAAGAUUGAGGAGAUUCUGUC GAAAAUCUACCAUAUUGAAAAAGAGAUCCCGAAUUA AGAAGCUUAUCGGCGAAGCC	
MERS_S0_Full-length Spike protein (nucleotide, codon optimized)	AUGGAAACCCUGCCAGCUGCUGUUCUGCUGCUGCUG UGGCUGCCUGAUACACCGGCAGCUAUGUGGACGUGGGC CCCGAUAGCGUGAAGUCCGCCUGUAUCGAAGUGGACAU CAGCAGACUUUUUCGACAAGACUUGGCCAGACCCAU GACGUGUCCAAGGCCGACGGCAUCUUCUUCACAGGC CGGACCUACAGCAACUACCAUUAUCCUACAGGGCCUG UUCCCAUAUCAAGGGGACCAAGCGCAUUGUAUCGUGUAC UCUGCCGGCCACGCCACCGGCACACCCAGAAACUG UUCGUGGCCAACUACAGCCAGGACGUAAGCAGUUCGCC AACGGCUUCGUCGUGCGGAUUGGCCCGCUGCCAUAAGC ACCGGCACAGUGAUCAUCAGCCAGCACCAGCGCCACC AUCCGGAAAGUACUCCCGCCUUAUGCUGGGCAGCUC GUGGGCAUUUCAGCGACGGCAAGAUUGGCCGGUUCUU CAACCACACCCUGGUGCUGCUGCCGAUGGCUUGGCGAC ACUGCUGAGAGCCUUCUACUGCAUUCUGGAACCCAGAAG CGGCAACCACUCCCGCGGCAUAGCUACACCGCUUC CGCCACCUACACACACCCGCCACCGAUUGCUCGACGG CAACUACAACCGGAACGCCAGCCUGAACGCUUCAAGA GUACUUAACUUGCGGAACUGCAUUCUUAUGUACACCUA CAUAUACCCGAGGACGAGAUCCUGGAAUGGUUCGCA UCACCCAGACCCCGAGGCGUGCACCUUUCAGCAGCA GAUACGUGGACCUUACGGCGCAACAUUUCCAGUUU GCCACCCUGCCGUGUACGACACCAUCAAGUACUACAGC AUCAUCCCCACAGCAUCCGGUCCAUCCAGAGCGACAGA AAAGCCUGGGCCGCCUUCUACGUGUACAAAGCUGAGCC CUGACCUUCUGCUGGACUUCAGCGUGGACGGCUACAU AGACGGGCCAUUCGACUGCGGUUCAACGACCUAGCCAG CUGCACUGCUCCUACGAGAGCUUCGACGUGGAAAGCGGC GUGUACAGCGUUCAGCUUCGAGGCCAAGCCUAGCGGC AGCGUGGUGGAACAGGCUAGGGCGUGGAAUUCGACUU CAGCCUUCUGCUGAGCGGCACCCUCCAGGUGUACAA CUUCAAGCGGCGUGGUUACCAACUGCAAUACAACCU	68

TABLE 10-continued

Betacoronavirus Nucleic Acid Sequence		SEQ ID NO:
Strain	Nucleic Acid Sequence	
	<p>GACCAAGCUGCUGAGCCUGUUCUCGUGAACGACUUCAC CUGUAGCCAGAUACAGCCUGCCGCAUUGCCAGCAACUG CUACAGCAGCCUGAUCCUGGACUACUUCAGCUACCCCU GAGCAUGAAGUCCGAUCUGAGCGUUGCCUCCGCCGACC CAUCAGCCAGUUCAAUCUACAAGCAGAGCUUCAGCAACCC UACCGCCUGAUUCUGGCCACCGUGCCCCACAUCUGAC CACCACUACCAAGCCUUGAAGUACAGCUACAUCAACA GUGCAGCAGACUGCUGCCGACGACCGGACCGAAGUGCC CCAGCUCGUGAACGCCAACAGUACAGCCUCCUGCGUGUC CAUCGUGCCAGCACCGUGUGGGAGGACGGCGACUACUA CAGAAGCAGCUGAGCCUUGGAAAGGCGGCGGAUGGCU GGUGGCUUCUGGAAGCACAGUGGCCAUGACCGAGCAGCU GCAGAUUGGCUUUGGCAUCACCGUGCAGUACGGCACCGA CACCAACAGCGUGUGCCCAAGCUGGAAUUCGCCAUGA CACCAGAUCCGACGACGUCGGAAACUGCGUGGAAUA CUCUUGAUUGGCGUGUCCGGACGGGGCGUGUUCAGAA UUGCACAGCAGUGGGAGUGCGGCAGCAGAGAUUCGUGU ACGAUGCCUACAGAACUUCGUGGGCUACUACAGCGACG ACGGCAAUUACUACUGCCUGCGGGCCUGUGUGUCCGUGC CCGUGUCCGUGAUCUACGACAAAGAGCAAAAGACCCACG CCACACUGUUCGGCUCCGUGGGCUCGAGCACAUACAGCU CCACCAUGAGCCAGUACUCCCGUCACCCGGUCCAUUC UGAAGCGGAGAGAUAGCACCUACGGCCCCUUCAGACAC CUGUGGGAUGUGUGCGGGCCUCGUGAACAGCUCCUGU UUGUGGAAGAUUGCAAGCUGCCUCCGGGCGAGCCUGU GUGCCUUGCCAGAUACCCUAGCACCCUAGCCUAGAA GCGUGCGUCUGUGCCCGGCGAAUGCGGCUUGCCUCUA UCGCCUUCAAUCACCCUACAGGUGGACCGCUGAACU CCAGCUACUUCAGCUGAGCAUCCACCAACUUCAGCU UCGGCGUGACCCAGGAGUACAUCAGACCAAAUCCAGA AAGUGACCGUGGACUGCAAGCAGUACGUGGCAACGGC UUUCAGAAUGCGAACAGCUGCUGCGGAGUACGGCCAG UUCUGCAGCAAGAUCAACAGGCCUUCGACCGGCCAAC CUGAGACAGGAUGACAGCUGCGGAACCGUUCGCCAGC GUGAAAGCAGCCAGUCCAGCCCAUCAUCCUGGCUUC GGCGGCGAUUAACUGACCCUGCUGGAAACUGUGUCC AUCAGCACCGGCUCCAGAAGCGCCAGAUCCGCCAUUCGAG GACCUUGCUUUCGACAAAGUGACCAUUCGGACCCCGC UACAUGCAGGGCUACGACGAUUGCAUGCAGCAGGCCCCA GCCAGCGCCAGGGAUCUGAUCUGUGCCAGUAUGUGGCC GGCUACAAGGUGCUGCCCCUUGAUGGACGUGAACAUUG GAAGCCGCCUACACCUCCAGCCUGCUGGGCUUAUUGCU GGCGUGGGAUGGACAGCCGGCCUGUCUAGCUUUGCCGCC AUCCCUUUCGCCCAGAGCAUUCUACCGGCUAGAACGGC GUGGGCAUCACACAACAGGUGCUGAGCGAGAACCAGAA GCUGAUCGCCAAAGUUAUACAGGCAUCUGGGCCCAU GCAGACCGGCUUACACCAACCAACGAGGCUUCAGAAA GGUGCAGGACCGCGUACAAACAACGCCAGGCUUCGAG CAAGCUGGCCUCCGAGCUGAGCAUACCUCCGGCCCAU CAGCCCUCCAUCCGCGACAUCAUCAGCGGCUUGGACGU GCUGGAACAGGACGCCAGAUCCAGCGGCUAGUACACGG CAGACUGACCACCCUGAACGCCUUCGUGGCACAGCAGCU CGUGCGGAGCGAAUCUGCCGCUUGUCUUCAGCUGGC CAAGGACAAAGUGAACGAGUGCGUGAAGGCCAGUCCA AGCGGAGCGGCUUUGUGGCCAGGGCACCCACAUCGUGU CCUUCGUCGUAAGUCCCCAACGGCCUGAUCUUAUGC ACGUGGGCUAUUACCCAGCAACCAUCGAGGUGGUGU CCGCCUAGGCGUGGCGACCGCCCAAUCCUACCAACU GUAUCGCCCCCGUGAACGGCUACUUCUACAGACCAACA ACACCCGGAUCGUGGACGAGUGGUCUACACAGGCGACA GCUUCUACGCCCCCGAGCCUACUCCUCCUGAACACCA AAUACGUGGCCCCCAAGUGACAUAACGAAACAUCUCCA CCAACCGUCCCCUCCUUCUGUGGAAAUUCCACCGGCA UCGACUUC CAGGACGAGCUGGACGAGUUCUUCAGAACG UGUCCACCUCCAUCCCAACUUCGGCAGCCUGACCCAGA UCAACACCAUCUGCUGGACCGUACUACGAGAUUCUGU CCUGCAACAGGUCGUGAAGCCUGAACGAGAGCUACA UCGACCUGAAAGAGCUGGGAAACUACCUACUACAACA AGUGGCCUUGUAACAUCUUGGCGUGGCUUAUCGCGGCC UGGUGGCCUUGGCCUUGCGUGUUCUUCUUCUGUGCU GCACCGGCUUGCGCACCAUUGCAUGGGCAGCUGAAAU GCACCCGGUCUGGACAGAUACGAGAAUACGACCUUG AACCUCACAAGUGCAUGGAC</p>	

TABLE 11

Betacoronavirus Amino Acid Sequences		
Strain	Amino Acid Sequence	SEQ ID NO:
gb KJ156934.1 : 21405-25466 Middle East respiratory syndrome coronavirus isolate Riyadh_14_2013, spike protein (amino acid)	MIHSVFLLMFLLTPTESYVDVGPDSVKSACIEVDIQQTFFDKT WPRPIDVSKADGIIYPQGRITYSNITITYQGLFPYQGDHGDY VYSAGHATGTTpQKLFVANYSQDVKQFANGFVVRIGAAANS TGTV I I SPSTSATIRKI YPAFMLGSSVGNFSDGKMGRFFNHTL VLLPDGCGTLLRAFYCILEPRSGNHCPAGNSYTSFATYHTPA TDCSDGNYNRNASLNSFKYFNLNRCTFMYTYNITEDEILEW FGITQTAQGVHLFSSRYVDLYGGNMFQFATLPVYDTIKYYSII PHSIRS IQSDRKAWAAFVYKLOPLTFLLD FSV DGYIRRAIDC GFNDLSQLHCSYESPDVESGVYSVSFEAKPSGVSVEQAEGV ECDPSPLLSGTTPQVYNFKRLVFTNCNYNLTKLLSLFSVNDFT CSQISPAAIASNCYSLLIDYFSPYPLSMKSDLSVSSAGPISQFN YKQSFNPTCLILATVPHNLTTITKPLKYSYINKCSRLSDDRT EVPQLVNAQYSPCVSIVPSTVWEDGDYRQKLSPLEGGGW LVASGSTVAMTEQLQMGFGITVQYGTDTNSVCPKLEFANDT KIASQLGNCVEYSLYGVSGRGVFQNTAVGVRQRFVYDA YQNLVGYYSDDGNYYCLRACVSVPSVVIYDKETKTHATLFG SVACEHISSTMSQYSRSTRSMLKRRDSTYGPLQTPVGCVLGL VNSSLFVEDCKLPLGQSLCALPDTPTSTLTPRSVRSVPGEMRLA SIAFNHPIQVDQLNSYFKLSIPTNFSFGVTQEYIQTTIQKVTV DCKQYVCGFQKCEQLLREYGFQCSKINQALHGANLRQDDS VRNLFASVKSQSSSIPGFGDFNLTLLEPVSISTGSRARS EDLLFDKVTIADPGYMGGYDDCMQGGPASARDLI CAQYVA GKVLPLMDVNMEEAAYTSLLGSIAGVGWTAGLSSFAAIPF AQSIFYRLNGVGTQQVLS ENQKLIANKFNQALGAMQTGFTT TNEAFKQVQDAVNNAQALSKLASELSNTFGAISASIGDIIQR LDVLEQDAQIDRLINGRLTLNFAVAQQLVRSSESALSQA KDKVNECVKAQSKRSGFCGQGTHTVSVFVNAPNGLYFMHV GYPSNHI EVVSAYGLCDAANPTNCIAPVNGYFIKTNNTRIV DEWSTGSSFYAPEPITS LNTRYVAPQVTYQNI STNLPPPLLG NSTGIDFQDELDEFKKNVSTSPNFGSLTQINTTLDLTYEMLS LQQVVKALNESYIDLKELGNYTYNKWPWYIWLGP IAGLVA LALCVFFILCCTGCGTNCMGKLNRCRDRYBEYDLEPHKV HVH	24
MERS S FL SPIKE 2cEMC/2012 (XBaI change (T to G)) (amino acid)	MIHSVFLLMFLLTPTESYVDVGPDSVKSACIEVDIQQTFFDKT WPRPIDVSKADGIIYPQGRITYSNITITYQGLFPYQGDHGDY VYSAGHATGTTpQKLFVANYSQDVKQFANGFVVRIGAAANS TGTV I I SPSTSATIRKI YPAFMLGSSVGNFSDGKMGRFFNHTL VLLPDGCGTLLRAFYCILEPRSGNHCPAGNSYTSFATYHTPA TDCSDGNYNRNASLNSFKYFNLNRCTFMYTYNITEDEILEW FGITQTAQGVHLFSSRYVDLYGGNMFQFATLPVYDTIKYYSII PHSIRS IQSDRKAWAAFVYKLOPLTFLLD FSV DGYIRRAIDC GFNDLSQLHCSYESPDVESGVYSVSFEAKPSGVSVEQAEGV ECDPSPLLSGTTPQVYNFKRLVFTNCNYNLTKLLSLFSVNDFT CSQISPAAIASNCYSLLIDYFSPYPLSMKSDLSVSSAGPISQFN YKQSFNPTCLILATVPHNLTTITKPLKYSYINKCSRLSDDRT EVPQLVNAQYSPCVSIVPSTVWEDGDYRQKLSPLEGGGW LVASGSTVAMTEQLQMGFGITVQYGTDTNSVCPKLEFANDT KIASQLGNCVEYSLYGVSGRGVFQNTAVGVRQRFVYDA YQNLVGYYSDDGNYYCLRACVSVPSVVIYDKETKTHATLFG SVACEHISSTMSQYSRSTRSMLKRRDSTYGPLQTPVGCVLGL VNSSLFVEDCKLPLGQSLCALPDTPTSTLTPRSVRSVPGEMRLA SIAFNHPIQVDQLNSYFKLSIPTNFSFGVTQEYIQTTIQKVTV DCKQYVCGFQKCEQLLREYGFQCSKINQALHGANLRQDDS VRNLFASVKSQSSSIPGFGDFNLTLLEPVSISTGSRARS EDLLFDKVTIADPGYMGGYDDCMQGGPASARDLI CAQYVA GKVLPLMDVNMEEAAYTSLLGSIAGVGWTAGLSSFAAIPF AQSIFYRLNGVGTQQVLS ENQKLIANKFNQALGAMQTGFTT TNEAFKQVQDAVNNAQALSKLASELSNTFGAISASIGDIIQR LDVLEQDAQIDRLINGRLTLNFAVAQQLVRSSESALSQA KDKVNECVKAQSKRSGFCGQGTHTVSVFVNAPNGLYFMHV GYPSNHI EVVSAYGLCDAANPTNCIAPVNGYFIKTNNTRIV DEWSTGSSFYAPEPITS LNTRYVAPQVTYQNI STNLPPPLLG NSTGIDFQDELDEFKKNVSTSPNFGSLTQINTTLDLTYEMLS LQQVVKALNESYIDLKELGNYTYNKWPWYIWLGP IAGLVA LALCVFFILCCTGCGTNCMGKLNRCRDRYBEYDLEPHKV HVH	25
Novel MERS_S2_subunit_trimeric vaccine (amino acid)	MIHSVFLLMFLLTPTESDCKLPLGQSLCALPDTPTSTLTPRSVRS VPGEMRLASIAFNHPIQVDQLNSYFKLSIPTNFSFGVTQEYI QTTIQKVTVDCKQYVCGFQKCEQLLREYGFQCSKINQALH GANLRQDSDVRNLFASVKSQSSSIPGFGDFNLTLLEPVSIST TGSRSARS EDLLFDKVTIADPGYMGGYDDCMQGGPASARDLI CAQYVA GKVLPLMDVNMEEAAYTSLLGSIAGVGWTAGLSSFAAIPF AQSIFYRLNGVGTQQVLS ENQKLIANKFNQALGAMQTGFTT TNEAFKQVQDAVNNAQALSKLASELSNTFGAISASIGDIIQR LDVLEQDAQIDRLINGRLTLNFAVAQQLVRSSESALSQA KDKVNECVKAQSKRSGFCGQGTHTVSVFVNAPNGLYFMHV GYPSNHI EVVSAYGLCDAANPTNCIAPVNGYFIKTNNTRIV DEWSTGSSFYAPEPITS LNTRYVAPQVTYQNI STNLPPPLLG NSTGIDFQDELDEFKKNVSTSPNFGSLTQINTTLDLTYEMLS LQQVVKALNESYIDLKELGNYTYNKWPWYIWLGP IAGLVA LALCVFFILCCTGCGTNCMGKLNRCRDRYBEYDLEPHKV HVH	26

TABLE 11-continued

Betacoronavirus Amino Acid Sequences		
Strain	Amino Acid Sequence	SEQ ID NO:
	GAMQTGFTTTNEAFQKVKQDAVNNNAQALSKLASELSNTFG AISASIGDIIQRDLVLEQDAQIDRLINGRLTTLNAFVAQQLVRS ESAALSAQLAKDKVNECVKAQSKRSGFCGQGTTHIVSFVNA PNGLYFMHVGYPSNHI EVVSAYGLCDAANPTNCIAPVNGY FIKTNTRIVDEWSYTGSSFYAPEPITSLNTKYVAPQVTYQNI STNLPPPLGNSGTIDFQDELDEFFKNVSTSI PNPGSLTQINTTL LDLTYEMLSLQQVVKALNESYIDLKELGNYTYNKPWKIE EILSKIYHIENEIARIKKLIGEA	
Isolate Al- Hasa_1_2013 (NCBI accession #AGN70962)	MIHSVFLLMFLLTPTESYVDVGPDSVKSACIEVDIQQTFFDKT WPRPIDVSKADGIIYPQGRITYENITITYQGLFPYQGDHGDY VYSAGHATGTTTPQKLFVANYSQDVKQFANGFVVRIGAAANS TGTVII SPSTSATIRKI YPAFMLGSSVGNFSDGKMGFRFNHLL VLLPDGCGTLLRAFYCI LEPRSGNHCPAGNSYTSFATYHTPA TDCSDGNYNRNASLNSFKEYFNLRNCTFMYTYNITEDEILEW FGITQTAQGVHLFSSRYVDLYGGNMFQFATLPVYDTIKYYSII PHSIRS IQSDRKAWAAFVYKQLPLTFLLD FSV DGYIRRAIDC GFNDLSQLHCSYESPDVESGVYSVSFEAKPSGVSVEQAEGV ECDPSPLLSGTTPQVYNPKRLVFTNCNYNLTKLLSLFSVNDFT CSQISPAAIASNCYSLLIDYFSPYPLSMKSDLSVSSAGPISQFN YKQSPSNPTCLILATVPHNLTITKPLKYSYINKCSRLSDDRT EVPQLVNAQYSPCVSIVPSTVWEDGDYRKQLS PLEGGGW LVASGSTVAMTEQLQMGFGITVQYGTDTNSVCPKLEFANDT KIASQLGNVCEYSLYGVSGRQVFNCTAVGVRQQRFFVYDA YQNLVGYSDDDGNYICLRACVSPVSVIYDKETKTHATLFG SVACEHISSTMSQYSRSTRSMLKRRDSTYGPLQTPVGCVLGL VNSSLFVEDCKLPLGQSLCALPDTPTSTLTPRSVRSVPGEMRLA SIAFNHPIQVDQLNSYFKLSIPTNFSFGVTQEYIQTTIQKVTV DCKQYV CNFGQKCEQLLREYGFCSKINQALHGANLRQDSS VRNLFASVKSQS S P I I P G F G D F N L T L L E P V S I S T G S R S A S A I EDLLFDKVTIADPGYMQGYDDCMQQGPASARDLICAQYVA GKVLPLMDVNMEEAAYTSLLGSIAGVGTAGLSSFAAIPF AQSI FYRLNGVGTQQVLS ENQKLIANKFNQALGAMQTGFTT TNEAPRKVQDAVNNNAQALSKLASELSNTFGAISASIGDIIQR LDVLEQDAQIDRLINGRLTTLNAFVAQQLVRSESAALSAQLA KDKVNECVKAQSKRSGFCGQGTTHIVSFVNA P N G L Y F M H V GYPSNHI EVVSAYGLCDAANPTNCIAPVNGYFIKTNTRIV DEWSYTGSSFYAPEPITSLNTKYVAPHYTYQNI STNLPPPLLG NSTGIDFQDELDEFFKNVSTSI PNPGSLTQINTTL LDLTYEMLS LQQVVKALNESYIDLKELGNYTYNKPWPYIWLGF IAGLVA LALCVFFLLCCTGCGTNCMGKLCNRCCDRYEEYDLEPHKV HVH	27
Middle East respiratory syndrome coronavirus S protein UniProtKB- R9UQ53	MIHSVFLLMFLLTPTESYVDVGPDSVKSACIEVDIQQTFFDKT WPRPIDVSKADGIIYPQGRITYENITITYQGLFPYQGDHGDY VYSAGHATGTTTPQKLFVANYSQDVKQFANGFVVRIGAAANS TGTVII SPSTSATIRKI YPAFMLGSSVGNFSDGKMGFRFNHLL VLLPDGCGTLLRAFYCI LEPRSGNHCPAGNSYTSFATYHTPA TDCSDGNYNRNASLNSFKEYFNLRNCTFMYTYNITEDEILEW FGITQTAQGVHLFSSRYVDLYGGNMFQFATLPVYDTIKYYSII PHSIRS IQSDRKAWAAFVYKQLPLTFLLD FSV DGYIRRAIDC GFNDLSQLHCSYESPDVESGVYSVSFEAKPSGVSVEQAEGV ECDPSPLLSGTTPQVYNPKRLVFTNCNYNLTKLLSLFSVNDFT CSQISPAAIASNCYSLLIDYFSPYPLSMKSDLSVSSAGPISQFN YKQSPSNPTCLILATVPHNLTITKPLKYSYINKCSRLSDDRT EVPQLVNAQYSPCVSIVPSTVWEDGDYRKQLS PLEGGGW LVASGSTVAMTEQLQMGFGITVQYGTDTNSVCPKLEFANDT KIASQLGNVCEYSLYGVSGRQVFNCTAVGVRQQRFFVYDA YQNLVGYSDDDGNYICLRACVSPVSVIYDKETKTHATLFG SVACEHISSTMSQYSRSTRSMLKRRDSTYGPLQTPVGCVLGL VNSSLFVEDCKLPLGQSLCALPDTPTSTLTPRSVRSVPGEMRLA SIAFNHPIQVDQLNSYFKLSIPTNFSFGVTQEYIQTTIQKVTV DCKQYV CNFGQKCEQLLREYGFCSKINQALHGANLRQDSS VRNLFASVKSQS S P I I P G F G D F N L T L L E P V S I S T G S R S A S A I EDLLFDKVTIADPGYMQGYDDCMQQGPASARDLICAQYVA GKVLPLMDVNMEEAAYTSLLGSIAGVGTAGLSSFAAIPF AQSI FYRLNGVGTQQVLS ENQKLIANKFNQALGAMQTGFTT TNEAPRKVQDAVNNNAQALSKLASELSNTFGAISASIGDIIQR LDVLEQDAQIDRLINGRLTTLNAFVAQQLVRSESAALSAQLA KDKVNECVKAQSKRSGFCGQGTTHIVSFVNA P N G L Y F M H V GYPSNHI EVVSAYGLCDAANPTNCIAPVNGYFIKTNTRIV DEWSYTGSSFYAPEPITSLNTKYVAPHYTYQNI STNLPPPLLG NSTGIDFQDELDEFFKNVSTSI PNPGSLTQINTTL LDLTYEMLS LQQVVKALNESYIDLKELGNYTYNKPWPYIWLGF IAGLVA	28

TABLE 11-continued

Betacoronavirus Amino Acid Sequences		
Strain	Amino Acid Sequence	SEQ ID NO:
	LALCVFFILCCTGCGTNCMGLKCNRCDDRYEEDLEPHKV HVH	
Human SARS coronavirus (SARS-CoV) (Severe acute respiratory syndrome coronavirus) Spike glycoprotein UniProtKB-P59594	MFI FLLFLTLTSGSDDLDRCTTFDDVQAPNYTQHTSSMRGVVY PDEIFRSDTLYLTLQDLFLPFYSNVTGFHTINHTFGNPVIPFKDG IYFAATEKSNVVRGWVFGSTMNKSQSVIIINNSTNVVIRAC NFELCDNPFPAVSKPMGTQTHMTMFDNAFNCTFEYISDAFSLD VSEKSGNFKHLREFVFKNKDGFVYKGYQPIDVVRDLPSGF NTLKP I FKLPLGINITNFRALITAFSPAQDIWGTSAAYFVGYL KPTTFMLKYDENGITDAVDCSQNP L AELKCSVKSF EIDKGI YQTSNFRVVP S G D V V R F P N I T N L C P F G E V F N A T K F P S V Y A W E R K K I S N C V A D Y S V L Y N S T F S T F K C Y G V S A T K L N D L C F S N V Y A D S F V V K G D D V R Q I A P G Q T G V I A D Y N Y K L P D D F M G C V L A W N T R N I D A T S T G N Y N Y K Y R Y L R H G K L R P F E R D I S N V F S P D G K P C T P P A L N C Y W P L N D Y G F Y T T T G I G Y Q P Y R V V V L S F E L L N A P A T V C G P K L S T D L I K N Q C V N F N G L T G T G V L T P S K R R Q P P Q Q F G R D V S D F T D S V R D P K T S E I L D I S P C S F G G V S V I T P G T N A S S E V A V L Y Q D V N C T D V S T A I H A D Q L T P A W R I Y S T G N N V F Q T Q A G C L I G A E H V D T S Y E C D I P I G A G I C A S Y H T V S L L R S T S Q K S I V A Y T M S L G A D S S I A Y S N N T I A I P T N F S I S I T T E V M P V S M A K T S V D C N M Y I C G D S T E C A N L L L Q Y G S F C T Q L N R A L S G I A A E Q D R N T R E V F A Q V K Q M Y K T P T L K Y F G G F N F S Q I L P D P L K P T K R S F I E D L L F N K V T L A D A G F M K Y G E C L G D I N A R D L I C A Q K F N G L T V L P P L L T D D M I A A Y T A A L V S G T A T A G W T F G A G A A L Q I P F A M Q M A Y R F N G I G V T Q N V L Y E N Q K Q I A N Q F N K A I S Q I Q E S L T T T S T A L G K L Q D V V N Q N A Q A L N T L V K Q L S S N F G A I S S V L N D I L S R L D K V E A E V Q I D R L I T G R L Q S L Q T Y T V T Q Q L I R A A E I R A S A N L A A T K M S E C V L G Q S K R V D F C G K G Y H L M S F P Q A P H G V V F L H V T Y V P S Q E R N F T T A P A I C H E G K A Y P P R E G V F V E N G T S W F I T Q R N F S P Q I I T T D N T F V S G N C D V V I G I I N N T V Y D P L Q P E L D S F K E E L D K Y F K N H T S P D V D L G D I S G I N A S V V N I Q K E I D R L N E V A K N L N E S L I D L Q E L G K Y E Q Y I K W P W Y V W L G F I A G L I A I V M V T I L L C C M T S C C S C L K G A C S C G S C C K F D E D D S E P V L K G V K L H Y T	29
Human coronavirus OC43 (HCoV-OC43) Spike glycoprotein UniProtKB-P36334	MFLI L L I S L P T A F A V I G D L K C T S D N I N D K D T G P P P I S T D T V D V T N G L G T Y Y V L D R V Y L N T T L F L N G Y Y P T S G S T Y R N M A L K G S V L L S R L W F K P P F L S D F I N G I F A K V K N T K V I K D R V M Y S E F P A I T I G S T F V N T S Y S V V Q P R T I N S T Q D G N K L Q G L L E V S V C Q Y N M C E Y P Q T I C H P N L G N H R K E L W H L D T G V V T K F L P N V Y L G M A L S H Y Y V M P L T C N S K L T L E Y W V T P L T S R Q Y L L A P N Q D G I F N A E D C M S D F M S E I K C K T Q S I A P P T G V Y E L N G Y T V Q P I A D V Y R R K P N L P N C N I E A W L N D K S V P S P L N W E R K T F S N C N F N M S S L M S F I Q A D S F T C N N I D A A K I Y G M C F S S I T I D K F A I P N G R K V D L Q L G N L G Y L Q S F N Y R I D T A T S C Q L Y Y N L P A A N V S V S R F N P S T W N K R F G F I E D S V F K P R P A G V L T N H D V V Y A Q H C F K A P K N F C P C K L N G S C V G S G P G K N N G I G T C P A G T N Y L T C D N L C T P D P I T F T G T Y K C P Q T K S L V G I G E H C S G L A V K S D Y C G G N S C T C R F Q A F L G W S A D S C L Q G D K C N I F A N F I L H D V N S G L T C S T D L Q K A N T D I I L G V C V N Y D L Y G I L G Q G I F V E V N A T Y Y N S W Q N L L Y D S N G N L Y G F R D Y I I N R T F M I R S C Y S G R V S A A P H A N S S E P A L L F R N I K C N Y V F N N S L T R Q L Q P I N Y F D S Y L G C V V N A Y N S T A I S V Q T C D L T V G S G Y C V D Y S K N R R S R G A I T G Y R F T N F E P P T V N S V N D S L E P V G G L Y E I Q I P S E F T I G N M V E P I Q T S S P K V T I D C A A F V C G D Y A A C K S Q L V E Y G S F C D N I N A I L T E V N E L L D T T Q L Q V A N S L M N G V T L S T K L K D G V N F N V D D I N F S P V L G C L G S E C S K A S R S A I E D L L F D K V K L S D V G F V E A Y N N C T G G A E I R D L I C V Q S Y K G I K V L P P L L S E N Q I S G Y T L A A T S A S L F P P W T A A G V P F Y L N V Q Y R I N G L G V T M D V L S Q N Q K L I A N A F N N A L Y A I Q E G F D A T N S A L V K I Q A V V N A N A E A L N N L L Q Q L S N R F G A I S A S L Q E I L S R L D A L E A E A Q I D R L I N G R L T A L N A Y V S Q Q L S D S T L V K F S A A Q A M E K V N E C V K S Q S S R I N F C G N G N H I I S L V Q N A P Y G L Y F I H F S Y V P T K Y V T A R V S P G L C I A G D R G I A P K S G Y F V N V N N T W M Y T G S G Y Y P E P I T E N N V V M S T C A V N Y T K A P Y V M L N T S I P N L P D F K E E L D Q W F K N Q T S V A P D L S L D Y I N V T F L D L Q V E M N R L Q E A I K V L N Q S Y I N L K D I G T Y E Y Y V K W P W Y V W L L I C L A G V A M L V L L F F I C C T G C G T S C F K K C G G C C D D Y T G Y Q E L V I K T S H D D	30
Human coronavirus HKU1 (isolate N5) (HCoV-HKU1) Spike glycoprotein	MFLI I F I L P T T L A V I G D F N C T N S F I N D Y N K T I P R I S E D V D V S L G L G T Y Y V L N R V Y L N T T L L F T G Y F P K S G A N F R D L A L K G S I Y L S T L W Y K P P F L S D F N N G I F S K V K N T K L Y V N N T L Y S E F S T I V I G S V F V N T S Y T I V V Q P H N G I L E I T A C Q Y T M C E Y P H T V C K S K G S I R N E S W H I D S S E P L C L F K K N F T Y N V S A D W L Y F H F Y Q E R G V F Y A Y A D V G M P T T F L F S L Y L G T I L S H Y V M P L T C N A I S S N T D N E T L E Y	31

TABLE 11-continued

Betacoronavirus Amino Acid Sequences		
Strain	Amino Acid Sequence	SEQ ID NO:
UniProtKB- Q0ZME7	WVTPLSRRQYLLNFDEHGVIITNAVDCSSSFLSEIQCKTQSFAP NTGVYDLSGFTVKPVATVYRRIPNLFDCDIDNWLNNVSVPSF LNWERRIFSNCFNLSLTLRLVHVDSEFCNNLDDKSKIFGSCFN SITVDKFAIPNRRRDLQLGSSGFLQSSNYKIDISSSSCQLYYS LPLVNVITINNPNPSSWNRRYGFGSFNLSYDVVYSDHCFSVN SDFPCPADPSVNSCAKSKPPSAICFAGTKYRHCDDLDTLTV KNWCRCCLPDP ISTYSPNTCPQKKVVVGI GEHCPLGINEE KCGTQLNHSSCFPCSPDAFLGWSFDSCISNNRCNIPSNFIFNGIN SGTTCNSDLLYSNTEISTGVCVNYDLYGITQGGIFKEVSAAY YNNWQNLLYDSNGNIIGPKDPLTNKTYTILPCYSGRVSAAFY QNSSSPALLYRNLKCSYVLMNISFISQPFYFDSYLGCVLNAV LTSYVSSCDLRMGSGFCIDYALPSSRRKRRGISSPYRFVTPEP FNVSFVNDVSVETVGLFEIQIPTNFTIAGHEEFIQTSSPKVTIDC SAFVCSNYAACHDLLSEYGFPCDNINSILNEVNDLLDITQLQV ANALMQGVTLSSNLTNLHSDVDNIDFKSLGCLGSGCGSS RSLLDLELLENKVKLSVDFVVEAYNNCTGGSEIRDLLCVQSFN GKVLPEPILSETQISGYTTAAVVAAMPFPWSAAAAGVPSLNVQ YRINGLGV TMDVLNKNQKLIANA FNKALLSIQNGFTATNSAL AKIQSVVNANAQALNSLLQQLFNKFGAISSSLQEI LSRDLNLE AQVQIDRL INGR TALNAVVSQQLSDITLIKAGASRAIEKVN CVKSQSPRINFCGNGNHILSLVQNPYGLLFIHFSYKPTSFKT VLVSPGLCLSGDRGIAPKQGYFIKQND SWMFTGSSYYYPEPIS DKNVVFMNSCSVNF TKAPFIYLNNSIPNLSDFEAE LSLWFKN HTSIAPNLTPFN SHINATPLDL YEMNVIQESIKSLNSSFINKETI GTYEMYVKWPWYIWL LVI LFIIFLMILFFICCTGCGSACFSK CHNCCDEYGGHDFVIKASHDD	
Novel_SARS_S2	MFIFLLELTLTSGSDDLDRALSGIAAEQDRNTREVFQVQKQMY KTPTLKYFGGFNFSQILPDPLKPKRSP IEDLLFNKVTADAG FMKQYGECLGDINARDLICAQKFNGLTVLPLLLDDMI AAYT AALVSGTATAGWTFGAGALQIPFAMQ MAYR FNIGVTON VLYENQKQIANQFNKAI S QIQESLTTTSTALGKLDVVNQNA QALNTLVKQLSSNFGAIS SVLNDILSRLDKVEAEVQIDRLITG RLQSLQTYVTQQLIRAAEIRASANLAATKMS ECVLGQSKRV DFCGKGYHLMSPQAAPHGVVPLHVTVVPSQERNFTTAPAIC HEGKAYFPREGVVFVNGT SWFITQRNFFSPQIITDNTFVSGN CDVVIGIINNTVYDPLQPELDSFKEELDKYFNHTSPDVLG DISGINASVVNIQKEIDRLNEVAKNLNESLIDLQELGKYEQYI KWPWYVWLGFIAGLIAIVMVTILCCMTSCCSCLKGACSCGS CCKFDEDDSEPV LKGVKLYHT	32
Novel_MERS_S2	MIHSVFLLMFLLTPTESDCKLPLGQSLCALPDTPTLTPRSVR SVPGEMRLASIAFNHPIQVDQLNNSYFKLSIPTNFSFGVTQEYI QTTIQKVTVDCKQYV CNGFQKCEQLLREYQFCSKINQALH GANLRQDSSVRNLFASVKSSQSSPIIPGFGDFNLTLLEPV S IS TGRSARS AIEDLFDKVTIADPGYMQGYDDCMQGGPASAR DLICAQYVAGYKVLPLMDVNMEAAVTSLLGSIAGVGWTA GLSSFAAIPFAQSIFPYRLNGVGTQQVLS ENKLIANKFNQAL GAMQTGFTTTNEAFQKVQDAVNNNAQALS KLAS ELSNTFG AISASIGDIIQRLDVLEQDAQIDRLINGRL TTLNAFVAQQLVRS ESAALS AQLAKDKVNECVKAQSKRS GFCGQGT HIVSFVNA PNGLYFMHVGYYP SNHIEVVSAYGLCDAAMP TNCIAPVNGY FIKTNNTRIVDEW SYTGSSFYAPEPITSLN TKYVAPQV TYQNI STNLPPPLLGNSGTGIDFQDELDEFFKNVSTSI PNFGSLTQINTTL LDLTYEMLSLQQVVKALNESYIDLKELGN TYTYNKWP	33
Novel_Trimeric_SARS_S2	MFIFLLELTLTSGSDDLDRALSGIAAEQDRNTREVFQVQKQMY KTPTLKYFGGFNFSQILPDPLKPKRSP IEDLLFNKVTADAG FMKQYGECLGDINARDLICAQKFNGLTVLPLLLDDMI AAYT AALVSGTATAGWTFGAGALQIPFAMQ MAYR FNIGVTON VLYENQKQIANQFNKAI S QIQESLTTTSTALGKLDVVNQNA QALNTLVKQLSSNFGAIS SVLNDILSRLDKVEAEVQIDRLITG RLQSLQTYVTQQLIRAAEIRASANLAATKMS ECVLGQSKRV DFCGKGYHLMSPQAAPHGVVPLHVTVVPSQERNFTTAPAIC HEGKAYFPREGVVFVNGT SWFITQRNFFSPQIITDNTFVSGN CDVVIGIINNTVYDPLQPELDSFKEELDKYFNHTSPDVLG DISGINASVVNIQKEIDRLNEVAKNLNESLIDLQELGKYEQYI KWPWYVWLGFIAGLIAIVMVTILCCMTSCCSCLKGACSCGS CCKFDEDDSEPV LKGVKLYHT	34

TABLE 12

Full-length Spike Glycoprotein Amino Acid Sequences (<i>Homo sapiens</i> strains)				
GenBank Accession	Country	Collection Date	Release Date	Virus Name
AFY13307	United Kingdom	2012 Sep. 11	2012 Dec. 5	Betacoronavirus England 1, complete genome
AFS88936		2012 Jun. 13	2012 Sep. 27	Human betacoronavirus 2c EMC/2012, complete genome
AGG22542	United Kingdom	2012 Sep. 19	2013 Feb. 27	Human betacoronavirus 2c England-Qatar/2012, complete genome
AHY21469	Jordan	2012	2014 May 4	Human betacoronavirus 2c Jordan-N3/2012 isolate MG167, complete genome
AGH58717	Jordan	2012 April	2013 Mar. 25	Human betacoronavirus 2c Jordan-N3/2012, complete genome
AGV08444	Saudi Arabia	2013 May 7	2013 Sep. 17	Middle East respiratory syndrome coronavirus isolate Al-Hasa_12_2013, complete genome
AGV08546	Saudi Arabia	2013 May 11	2013 Sep. 17	Middle East respiratory syndrome coronavirus isolate Al-Hasa_15_2013, complete genome
AGV08535	Saudi Arabia	2013 May 12	2013 Sep. 17	Middle East respiratory syndrome coronavirus isolate Al-Hasa_16_2013, complete genome
AGV08558	Saudi Arabia	2013 May 15	2013 Sep. 17	Middle East respiratory syndrome coronavirus isolate Al-Hasa_17_2013, complete genome
AGV08573	Saudi Arabia	2013 May 23	2013 Sep. 17	Middle East respiratory syndrome coronavirus isolate Al-Hasa_18_2013, complete genome
AGV08480	Saudi Arabia	2013 May 23	2013 Sep. 17	Middle East respiratory syndrome coronavirus isolate Al-Hasa_19_2013, complete genome
AGN70962	Saudi Arabia	2013 May 9	2013 Jun. 10	Middle East respiratory syndrome coronavirus isolate Al-Hasa_1_2013, complete genome
AGV08492	Saudi Arabia	2013 May 30	2013 Sep. 17	Middle East respiratory syndrome coronavirus isolate Al-Hasa_21_2013, complete genome
AHI48517	Saudi Arabia	2013 May 2	2014 Feb. 6	Middle East respiratory syndrome coronavirus isolate Al-Hasa_25_2013, complete genome
AGN70951	Saudi Arabia	2013 Apr. 21	2013 Jun. 10	Middle East respiratory syndrome coronavirus isolate Al-Hasa_2_2013, complete genome
AGN70973	Saudi Arabia	2013 Apr. 22	2013 Jun. 10	Middle East respiratory syndrome coronavirus isolate Al-Hasa_3_2013, complete genome
AGN70929	Saudi Arabia	2013 May 1	2013 Jun. 10	Middle East respiratory syndrome coronavirus isolate Al-Hasa_4_2013, complete genome
AGV08408	Saudi Arabia	2012 Jun. 19	2013 Sep. 17	Middle East respiratory syndrome coronavirus isolate Bisha_1_2012, complete genome
AGV08467	Saudi Arabia	2013 May 13	2013 Sep. 17	Middle East respiratory syndrome coronavirus isolate Buraidah_1_2013, complete genome
AID50418	United Kingdom	2013 Feb. 10	2014 Jun. 18	Middle East respiratory syndrome coronavirus isolate England/2/2013, complete genome
AJD81451	United Kingdom	2013 Feb. 10	2015 Jan. 18	Middle East respiratory syndrome coronavirus isolate England/3/2013, complete genome
AJD81440	United Kingdom	2013 Feb. 13	2015 Jan. 18	Middle East respiratory syndrome coronavirus isolate England/4/2013, complete genome
AHB33326	France	2013 May 7	2013 Dec. 7	Middle East respiratory syndrome coronavirus isolate FRA/UAE, complete genome
AIZ48760	USA	2014 June	2014 Dec. 14	Middle East respiratory syndrome coronavirus isolate Florida/USA-2_Saudi Arabia_2014, complete genome
AGV08455	Saudi Arabia	2013 Jun. 4	2013 Sep. 17	Middle East respiratory syndrome coronavirus isolate Hafir-Al-Batin_1_2013, complete genome
AHI48561	Saudi Arabia	2013 Aug. 5	2014 Feb. 6	Middle East respiratory syndrome coronavirus isolate Hafir-Al-Batin_2_2013, complete genome

TABLE 12-continued

Full-length Spike Glycoprotein Amino Acid Sequences (<i>Homo sapiens</i> strains)				
GenBank Accession	Country	Collection Date	Release Date	Virus Name
AHI48539	Saudi Arabia	2013 Aug. 28	2014 Feb. 6	Middle East respiratory syndrome coronavirus isolate Hafr-Al-Batin_6_2013, complete genome
AIZ74417	France	2013 Apr. 26	2015 Mar. 10	Middle East respiratory syndrome coronavirus isolate Hu-France (UAE) - FRA1_1627-2013_BAL_Sanger, complete genome
AIZ74433	France	2013 May 7	2015 Mar. 10	Middle East respiratory syndrome coronavirus isolate Hu-France - FRA2_130569-2013_JS_HTS, complete genome
AIZ74439	France	2013 May 7	2015 Mar. 10	Middle East respiratory syndrome coronavirus isolate Hu-France - FRA2_130569-2013_InSpu_Sanger, complete genome
AIZ74450	France	2013 May 7	2015 Mar. 10	Middle East respiratory syndrome coronavirus isolate Hu-France - FRA2_130569-2013_Isolate_Sanger, complete genome
AKK52602	Saudi Arabia	2015 Feb. 10	2015 Jun. 8	Middle East respiratory syndrome coronavirus isolate Hu/Riyadh_KSA_2959_2015, complete genome
AKK52612	Saudi Arabia	2015 Mar. 1	2015 Jun. 8	Middle East respiratory syndrome coronavirus isolate Hu/Riyadh_KSA_4050_2015, complete genome
AHN10812	Saudi Arabia	2013 Nov. 6	2014 Mar. 24	Middle East respiratory syndrome coronavirus isolate Jeddah_1_2013, complete genome
AID55071	Saudi Arabia	2014 Apr. 21	2014 Nov. 12	Middle East respiratory syndrome coronavirus isolate Jeddah_C10306/KSA/2014-04-20, complete genome
AID55066	Saudi Arabia	2014	2014 Nov. 12	Middle East respiratory syndrome coronavirus isolate Jeddah_C7149/KSA/2014-04-05, complete genome
AID55067	Saudi Arabia	2014	2014 Nov. 12	Middle East respiratory syndrome coronavirus isolate Jeddah_C7569/KSA/2014-04-03, complete genome
AID55068	Saudi Arabia	2014 Apr. 7	2014 Nov. 12	Middle East respiratory syndrome coronavirus isolate Jeddah_C7770/KSA/2014-04-07, complete genome
AID55069	Saudi Arabia	2014 Apr. 12	2014 Nov. 12	Middle East respiratory syndrome coronavirus isolate Jeddah_C8826/KSA/2014-04-12, complete genome
AID55070	Saudi Arabia	2014 Apr. 14	2014 Nov. 12	Middle East respiratory syndrome coronavirus isolate Jeddah_C9055/KSA/2014-04-14, complete genome
AHE78108	Saudi Arabia	2013 Nov. 5	2014 May 1	Middle East respiratory syndrome coronavirus isolate MERS-CoV-Jeddah-human-1, complete genome
AKL59401	South Korea	2015 May 20	2015 Jun. 9	Middle East respiratory syndrome coronavirus isolate MERS-CoV/KOR/KNIH/002_05_2015, complete genome
ALD51904	Thailand	2015 Jun. 17	2015 Jul. 7	Middle East respiratory syndrome coronavirus isolate MERS-CoV/THA/CU/17_06_2015, complete genome
AID55072	Saudi Arabia	2014 Apr. 15	2014 Nov. 12	Middle East respiratory syndrome coronavirus isolate Makkah_C9355/KSA/Makkah/2014-04-15, complete genome
AHC74088	Qatar	2013 Oct. 13	2013 Dec. 23	Middle East respiratory syndrome coronavirus isolate Qatar3, complete genome

TABLE 12-continued

Full-length Spike Glycoprotein Amino Acid Sequences (<i>Homo sapiens</i> strains)				
GenBank Accession	Country	Collection Date	Release Date	Virus Name
AHC74098	Qatar	2013 Oct. 17	2013 Dec. 23	Middle East respiratory syndrome coronavirus isolate Qatar4, complete genome
AHI48572	Saudi Arabia	2013 Aug. 15	2014 Feb. 6	Middle East respiratory syndrome coronavirus isolate Riyadh_14_2013, complete genome
AGV08379	Saudi Arabia	2012 Oct. 23	2013 Sep. 17	Middle East respiratory syndrome coronavirus isolate Riyadh_1_2012, complete genome
AID55073	Saudi Arabia	2014 Apr. 22	2014 Nov. 12	Middle East respiratory syndrome coronavirus isolate Riyadh_2014KSA_683/KSA/2014, complete genome
AGV08584	Saudi Arabia	2012 Oct. 30	2013 Sep. 17	Middle East respiratory syndrome coronavirus isolate Riyadh_2_2012, complete genome
AGV08390	Saudi Arabia	2013 Feb. 5	2013 Sep. 17	Middle East respiratory syndrome coronavirus isolate Riyadh_3_2013, complete genome
AHI48605	Saudi Arabia	2013 Mar. 1	2014 Feb. 6	Middle East respiratory syndrome coronavirus isolate Riyadh_4_2013, complete genome
AHI48583	Saudi Arabia	2013 Jul. 2	2014 Feb. 6	Middle East respiratory syndrome coronavirus isolate Riyadh_5_2013, complete genome
AHI48528	Saudi Arabia	2013 Jul. 17	2014 Feb. 6	Middle East respiratory syndrome coronavirus isolate Riyadh_9_2013, complete genome
AHI48594	Saudi Arabia	2013 Jun. 12	2014 Feb. 6	Middle East respiratory syndrome coronavirus isolate Taif_1_2013, complete genome
AHI48550	Saudi Arabia	2013 Jun. 12	2014 Feb. 6	Middle East respiratory syndrome coronavirus isolate Wadi-Ad-Dawasir_1_2013, complete genome
AIY60558	United Arab Emirates	2014 Mar. 7	2014 Dec. 6	Middle East respiratory syndrome coronavirus strain Abu Dhabi/Gayathi_UAE_2_2014, complete genome
AIY60538	United Arab Emirates	2014 Apr. 10	2014 Dec. 6	Middle East respiratory syndrome coronavirus strain Abu Dhabi_UAE_16_2014, complete genome
AIY60528	United Arab Emirates	2014 Apr. 10	2014 Dec. 6	Middle East respiratory syndrome coronavirus strain Abu Dhabi_UAE_18_2014, complete genome
AIY60588	United Arab Emirates	2014 Apr. 13	2014 Dec. 6	Middle East respiratory syndrome coronavirus strain Abu Dhabi_UAE_26_2014, complete genome
AIY60548	United Arab Emirates	2014 Apr. 19	2014 Dec. 6	Middle East respiratory syndrome coronavirus strain Abu Dhabi_UAE_30_2014, complete genome
AIY60568	United Arab Emirates	2014 Apr. 17	2014 Dec. 6	Middle East respiratory syndrome coronavirus strain Abu Dhabi_UAE_33_2014, complete genome
AIY60518	United Arab Emirates	2014 Apr. 7	2014 Dec. 6	Middle East respiratory syndrome coronavirus strain Abu Dhabi_UAE_8_2014, complete genome
AIY60578	United Arab Emirates	2013 Nov. 15	2014 Dec. 6	Middle East respiratory syndrome coronavirus strain Abu Dhabi_UAE_9_2013, complete genome
AKJ80137	China	2015 May 27	2015 Jun. 5	Middle East respiratory syndrome coronavirus strain ChinaGD01, complete genome
AHZ64057	USA	2014 May 10	2014 May 14	Middle East respiratory syndrome coronavirus strain Florida/USA-2_Saudi Arabia_2014, complete genome
AKM76229	Oman	2013 Oct. 28	2015 Jun. 23	Middle East respiratory syndrome coronavirus strain

TABLE 12-continued

Full-length Spike Glycoprotein Amino Acid Sequences (<i>Homo sapiens</i> strains)				
GenBank Accession	Country	Collection Date	Release Date	Virus Name
AKM76239	Oman	2013 Dec. 28	2015 Jun. 23	Hu/Oman_2285_2013, complete genome Middle East respiratory syndrome coronavirus strain
AKI29284	Saudi Arabia	2015 Jan. 6	2015 May 27	Hu/Oman_2874_2013, complete genome Middle East respiratory syndrome coronavirus strain Hu/Riyadh-KSA-2049/2015, complete genome
AKI29265	Saudi Arabia	2015 Jan. 21	2015 May 27	Middle East respiratory syndrome coronavirus strain Hu/Riyadh-KSA-2343/2015, complete genome
AKI29255	Saudi Arabia	2015 Jan. 21	2015 May 27	Middle East respiratory syndrome coronavirus strain Hu/Riyadh-KSA-2345/2015, complete genome
AKI29275	Saudi Arabia	2015 Jan. 26	2015 May 27	Middle East respiratory syndrome coronavirus strain Hu/Riyadh-KSA-2466/2015, complete genome
AKK52582	Saudi Arabia	2015 Feb. 10	2015 Jun. 8	Middle East respiratory syndrome coronavirus strain Hu/Riyadh_KSA_2959_2015, complete genome
AKK52592	Saudi Arabia	2015 Mar. 1	2015 Jun. 8	Middle East respiratory syndrome coronavirus strain Hu/Riyadh_KSA_4050_2015, complete genome
AHZ58501	USA	2014 Apr. 30	2014 May 13	Middle East respiratory syndrome coronavirus strain Indiana/USA-1_Saudi Arabia_2014, complete genome
AGN52936	United Arab Emirates	2013	2013 Jun. 10	Middle East respiratory syndrome coronavirus, complete genome

TABLE 13

MeV Nucleic Acid Sequences		
Description	Sequence	SEQ ID NO :
GC_F_MEASLES_B3.1 Sequence, NT (5' UTR, ORF, 3' UTR) Sequence Length: 1864	TCAAGCTTTGGACCCTCGTACAGAAGCTAATACGACT CACTATAGGGAAATAAGAGAGAAAAGAAGTAAGAA GAAATATAAGAGCCACCATGGGTCTCAAGGTGAACGTC TCTGCCGTATTCATGGCAGTACTGTTAACTCTCCAAACA CCCCCGGTCAAATTCATTTGGGGCAATCTCTAAGAT AGGGGTAGTAGGAATAGGAAGTGCAAGCTACAAGTT ATGACTCGTTCAGCCATCAATCATAGTCAATAAATT AATGCCAATATAACTCTCTCAATAACTGCACGAGGG TAGAGATTGCAGAAATACAGGAGACTACTAAGAACAGTT TTGGAACCAATTAGGGATGCATTATGCAATGACCCA GAACATAAGGCCGTTTCAGAGCGTAGCTTCAAGTAGGA GACACAAGAGATTTGCGGGAGTAGTCTGGCAGGTGCG GCCCTAGGTGTTGCCACAGCTGCTCAGATAACAGCCGG CATTGCACTTCACCGTCCATGCTGAACTCTCAGGCCAT CGACAATCTGAGAGCGAGCCTGGAACCTACTAATCAGG CAATTGAGGCAATCAGACAAGCAGGGCAGGAGATGAT ATTGGCTGTTCCAGGGTGTCCAAGACTACATCAATAATG AGCTGATACCGTCTATGAACCAGCTATCTTGTGATCTA ATCGGTCAGAGCTCGGCTCAAATGCTTAGATACTA TACAGAAATCCTGTATTATTTGGCCCCAGCCTACGGG ACCCATATCTGCGGAGATATCTATCCAGGCTTTGAGTT ATGCACTGGAGGAGATATCAATAAGGTGTTAGAAAAG CTCGGATACAGTGGAGGCGATTACTAGGCATCTTAGA GAGCAGAGGAATAAAGGCTCGGATAACTCAGTCGAC ACAGAGTCTACTTTCATAGTCTCAGTATAGCCTATCCG ACGCTGTCCGAGATTAAGGGGTGATTTGCCACCGGCT AGAGGGGTCTCGTACAACATAGGCTCTCAAGAGTGGT ATACCACGTGCCCCAAGTATGTTGCAACCCAGGGTAC CTTATCTCGAATTTGATGAGTCATCATGTACTTTTCATG CCAGAGGGGACTGTGTGCAAGCAAAATGCCTTGTACCC GATGAGTCTCTGCTCCAAGAAATGCCTCCGGGGTCCA	35

TABLE 13-continued

MeV Nucleic Acid Sequences		
Description	Sequence	SEQ ID NO.
	CCAAGTCTGTGCTCGTACACTCGTATCCGGGTCTTTG GGAACCGGTTCAATTTATCACAAGGGAACCTAATAGCC AATTGTGCATCAATTCCTTGTAGTGTACACAACAGGT ACGATTATTAATCAAGACCCGACAAAGTCCTAACATA CATTGCTGCCGATCGCTGCCCGGTAGTCGAGGTGAACG GCGTGACCATCCAAGTCGGGAGCAGGAGGTATCCAGA CGCTGTGTACTTGCACAGAATTGACCTCGGTCTCCCAT ATCATTGGAGAGGTGGACGTAGGGACAAATCTGGGG AATGCAATGGCAAATGGAGGATGCCAAGGAATTGTT GGAATCATCGGACCAGATATTGAGAAGTATGAAAGGTT TATCGAGCACTAGCATAGTCTACATCCTGATTGCAGTG TGTCTGGAGGGTTGATAGGGATCCCACTTTAATATGT TGCTGCAGGGGGCGTTGTAACAAAAAGGGAGAACAAG TTGGTATGTCAAGACCAGGCCATAAGCCTGACCTTACA GGAACATCAAATCCTATGTAGATCGCTTTGATGATA ATAGGCTGGAGCCTCGGTGGCAAGCTTCTTGGCCCTT GGGCCTCCCCCAGCCCTCCTCCCTTCTGACCCCGT ACCCCCGTGGTCTTTGAATAAAGTCTGAGTGGGCGGC	
GC F MEASLES B3.1 ORF Sequence, NT	ATGGGTCTCAAGGTGAACGTCCTGCGGTATTCATGGC AGTACTGTTAACTCTCCAAACACCCCGGTCAAAATTC ATTGGGGCAATCTCTCTAAGATAGGGGTAGTAGGAATA GGAAGTGCAGCTACAAAGTATGACTCGTCCAGCCA TCAATCATTAGTCAATAAATTAATGCCAATAAATCT CCTCAATAACTGCACGAGGGTAGAGATTGCAGAATA GGAGACTACTAAGAACAGTTTGGAAACCAATAGGGAT GCACCTAATGCAATGACCCAGAACATAAGGCCGGTCA GAGCGTAGCTTCAAGTAGGAGACACAAGAGATTTGCG GGAGTAGTCTTGGCAGGTGCCGCCCTAGGTGTGCCAC AGCTGCTCAGATAACAGCCGGCATTGCACCTCACC CCATGCTGAATCTCAGGCCATCGACAATCTGAGAGCG AGCCTGGAACTACTAATCAGGCAATTGAGGCAATCAG ACAAGCAGGGCAGGAGATGATATTGGCTGTTGAGGTG TCCAAGACTACATCAATAATGAGCTGATACCGTCTATG AACCCAGCTATCTTGATCTAATCGGTGAGAGCTCCG GCTCAAATGCTTAGATACTATACAGAAATCCTGTCAT ATTTGGCCCGAGCCACGGGACCCCATATCTGCGGAGA TATCTATCCAGGCTTTGAGTATGCACTTGGAGGAGAT ATCAATAAGGTGTAGAAAAGCTCGGATACAGTGGAG GCGATTTACTAGGCATCTTAGAGAGCAGAGGAATAAAG GCTCGGATAACTCACGTCGACACAGAGTCTACTTCAT AGTCCCTCAGTATAGCCTATCCGACGCTGTCGAGATTA AGGGGGTATTGTCACCCGGCTAGAGGGGTCTCGTAC AACATAGGCTCTCAAGAGTGGTATACCACTGTGCCAA GTATGTTGCAACCCCAAGGGTACCTTATCTCGAATTTGA TGAGTCATCATGTACTTTCATGCCAGAGGGGACTGTGT GCAGCCAAAATGCCCTTGTACCCGATGAGTCTCTGCTC CAAGAATGCCCTCCGGGGTCCACCAAGTCTGTGCTCG TACACTCGTATCCGGGTCTTTGGGAACCGGTTCAATTT ATCACAAGGGAACCTAATAGCCAATTTGTCATCAATTC TTTGTAAAGTGTACACAACAGGTACGATTATTAATCAA GACCCTGACAAGATCCTAACATAATTGCTGCCGATCG CTGCCCGGTAGTCGAGGTGAACGGCGTGACCATCCAAG TCGGGAGCAGGAGGTATCCAGACGCTGTGTACTTGCAC AGAATTGACCTCGTCTCCCATATCATTGGAGAGGTT GGACGTAGGGACAAATCTGGGGAATGCAATGCCAAA TTGGAGGATGCCAAGGAATGTTGGAATCATCGGACCA GATATTGAGAAGTATGAAAGGTTTATCGAGCACTAGCA TAGTCTACATCCTGATTGCAGTGTCTTTGGAGGTTGA TAGGGATCCCACTTTAATATGTTGCTGCAGGGGGCGT TGTAAACAAAAAGGGAGAACAAGTTGGTATGTCAAGAC CAGGCCCTAAGCCTGACCTTACAGGAACATCAAATCC TATGTAAGATCGCTTGA	36
GC F MEASLES B3.1 mRNA Sequence (assumes T100 tail) mRNA Sequence Length: 1925	G*GGGAAATAAGAGAGAAAAGAAGAGTAAGAAGAAAT ATAAGAGCCACCATGGGTCTCAAGGTGAACGTCCTGTC CGTATTCATGGCAGTACTGTTAACTCTCCAAACACCCG CCGGTCAAATTCATTGGGGCAATCTCTAAGATAGGG GTAGTAGGAATAGGAAGTGCAAGCTACAAAGTTATGA CTCGTTCCAGCCATCAATCATTAGTCATAAAATTAATGC CCAATATAACTCTCCTCAATAACTGCACGAGGGTAGAG ATTGCAGAATACAGGAGACTACTAAGAACAGTTTGGGA ACCAATTAGGGATGCACTTAATGCAATGACCCAGAAC TAAGGCCGGTTCAGAGCGTAGCTTCAAGTAGGAGACAC AAGAGATTTGGGGAGTAGTCTGCGAGGTGCGGCCCT	37

TABLE 13-continued

MeV Nucleic Acid Sequences		SEQ ID
Description	Sequence	NO.
	AAGTGTGGCCACAGCTGCTCAGATAACAGCCGGCATTG CACTTCACCGGTCCATGCTGAACTCTCAGGCCATCGAC AATCTGAGAGCGAGCCTGGAACTACTAATCAGGCAAT TGAGGCAATCAGACAGCAGGGCAGGAGATGATATTG GCTGTTCAGGGTGTCCAAGACTACATCAATAATGAGCT GATACCGTCTATGAACAGCTATCTGTGTATCTAATCG GTCAGAAGCTCGGGCTCAAATTGCTTAGATACTATACA GAAATCCTGTCAATTATTTGGCCCCAGCCTACGGGACCC CATATCTGCGGAGATATCTATCCAGGCTTTGAGTTATGC ACTTGGAGGAGATCAATAAGGTGTTAGAAAAGCTCG GATACAGTGGAGGCGATTACTAGGCATCTTAGAGAGC AGAGGAATAAAGGCTCGGATAACTCACGTCGACACAG AGTCCACTTCATAGTCCCTCAGTATAGCCTATCCGACGC TGTCCGAGATTAAGGGGTGATTGTCCACCGGCTAGAG GGGGTCTCGTACAACATAGGCTCTCAAGAGTGGTATAC CACTGTGCCCAAGTATGTTGCCAACCCAAGGGTACCTTA TCTCGAATTTGATGAGTCATCATGTACTTTCATGCCAG AGGGGACTGTGTGCAGCCAAATGCCTTGTACCCGATG AGTCCCTGTGCTCCAAGAATGCCTCCGGGGTCCACCAA GTCCTGTGCTCGTACACTCGTATCCGGGCTTTTGGGAA CCGGTTCATTTATCACAAGGGAACCTAATAGCCAATT GTGCATCAATCTTTGTAAGTGTACACAACAGGTACG ATTATTAATCAAGACCCTGACAAGATCCTAACATACAT TGCTGCCGATCGCTGCCGGTAGTCGAGGTGAACGGCG TGACCATCCAAGTCGGGAGCAGGAGGTATCCAGACGCT GTGTACTGACACAGAATTGACCTCGGTCTCCCATATCA TTGGAGAGGTGGACGTAGGGACAATCTGGGGAATG CAATTGCCAAATTTGGAGGATGCCAAGGAATTTGTGGAA TCATCGGACCAGATATTGAGAAGTATGAAAGTTTATC GAGCACTAGCATAGTCTACATCCTGATTCAGTGTGTC TTGGAGGGTTGATAGGGATCCCCACTTAAATATGTTGCT GCAGGGGCGTTGTAACAAAAGGGAGAACAGTTGG TATGTCAAGACCAGGCCTAAGCCTGACCTTACAGGAA CATCAAAATCCTATGTAAGATCGCTTTGATGATAATAG GCTGGAGCCTCGGTGGCCAAGCTTCTGCCCTTGGGC CTCCTCCAGCCCCCTCCTCCCTTCTGCACCCGTACCC CCGTGGTCTTTGAATAAAGTCTGAGTGGGGCGCAAAA AAAAAAAAAAAAAAAAAAAAAAAAAAAAAAAAAAAAAA AAAAAAAAAAAAAAAAAAAAAAAAAAAAAAAAAAAAAA AAAAAAAAAAAAAAAAAAAAAAAAAAAAAAAAAAAAAA AAAAAAAAAAAAAAAAAAAAAAAAAAAATCTAG	
GC_F_MEASLES_D8 Sequence, NT (5' UTR, ORF, 3' UTR) Sequence Length: 1864	TCAAGCTTTGGACCCCTCGTACAGAAGCTAATACGACT CACTATAGGGAAATAAGAGAGAAAAGAAGTAAGAA GAAATATAAGAGCCACCATGGGTCTCAAGGTGAACGTC TCTGTCAATTCATGGCAGTACTGTAACCTTCAACA CCCACCGGTCAAAATCCATTGGGGCAATCTCTAAGAT AGGGGTGGTAGGGTAGGAAGTGCAAGCTACAAGTT ATGACTCGTTCAGCCATCAATCATAGTCATAAAGTT AATGCCAATAATACTCTCTCAACAATTGCACGAGGG TAGGGATTGCAGAAACAGGAGACTACTGAGAACAGTT CTGGAACCAATTAGAGATGCACCTAATGCAATGACCCA GAATATAAGACCCGTTCCAGAGTGTAGCTTCAAGTAGGA GACACAAGAGATTTGCCGGAGTTGTCTGGCAGGTGCG GCCCTAGGCGTTGCCACAGCTGCTCAAATAACAGCCGG TATTGCACCTCACCCAGTCCATGCTGAACTCTCAAGCCAT CGACAATCTGAGAGCGAGCCTAGAACTACTAATCAGG CAATTGAGGCAATCAGACAAGCAGGGCAGGAGATGAT ATTTGGCTGTTCAAGGTGTCCAAGACTACATCAATAATG AGCTGATACCGTCTATGAATCAACTATCTGTGATTAA TCGGCCAGAAGCTAGGGCTCAAATGTCTCAGATACTAT ACAGAAATCCTGTCAATTATTTGGCCCCAGCTTACGGGA CCCCATATCTGCGGAGATATCTATCCAGGCTTGTAGCT ATGCGCTTGGAGGAGATCAATAAGGTGTTGGAAAAG CTCGGATACAGTGGAGGTGATCTACTGGGCATCTTAGA GAGCAGAGGAATAAAGGCCCGGATAACTCACGTCGAC ACAGAGTCTACTTCAATGTAAGTACTAGTATAGCCTATCCG ACGCTATCCGAGATTAAGGGGTGATTGTCCACCGGCT AGAGGGGTCTCGTACAACATAGGCTCTCAAGAGTGGT ATACCACGTGCCCCAAGTATGTTGCAACCCAAGGGTAC CTTATCTCGAATTTGATGAGTCATCATGCACCTTTCATG CCAGAGGGGACTGTGTGAGCCAGAATGCCTTGTACCC GATGAGTCTCTGCTCCAGAAATGCCTCCGGGGTCCA CTAAGTCTGTGCTCGTACACTCGTATCCGGGCTTTCCG GGAACCGGTTCAATTTATCAGGGGAACCTAATAGCC AATTGTGCATCAATCTTTCAGGTGTTACACAACAGG	38

TABLE 13-continued

MeV Nucleic Acid Sequences		
Description	Sequence	SEQ ID NO.
	AACAATCATTAAATCAAGACCCCTGACAAGATCCTAACAT ACATTGCTGCCGATCACTGCCCGTGGTCGAGGTGAAT GGCGTGACCATCCAAGTCGGGAGCAGGAGGTATCCGG ACGCTGTGTACTTGCACAGGATTGACCTCGGTCTCCTCC ATATCTTTGGAGAGGTGGACGTAGGGACAAATCTGGG GAATGCAATTGCTAAGTTGGAGGATGCCAAGGAATTGT TGGAGTCATCGGACCAGATATTGAGGAGTATGAAAGGT TTATCGAGCACTAGTATAGTTACATCCTGATTGCAGTG TGTCTGGAGGATTGATAGGGATCCCGCTTTAATATGT TGCTGCAGGGGGCGTTGTAACAAGAAGGGAGAACAAG TTGGTATGTCAAGACCAGGCCAAAAGCCTGATCTTACA GGAAACATCAAATCCTATGTAGGTCACTCTGATGATA ATAGGCTGGAGCCTCGTGGCCAAGCTTCTTGCCCTT GGGCCTCCCCCAGCCCTCCTCCCTTCTGCACCCGT ACCCCGTGGTCTTTGAATAAAGTCTGAGTGGGCGGC	
GC_F_MEASLES_D8 ORF Sequence, NT	ATGGGTCTCAAGGTGAACGTCCTCTGTCAATTCATGGC AGTACTGTAACTCTTCAAACACCCACCGGTCAAATCC ATTGGGGCAATCTCTCTAAGATAGGGGTGGTAGGGTA GGAAGTGCAAGCTACAAAGTTATGACTCGTTCAGCCA TCAATCATTAGTCAATAAGTTAATGCCAATATAACTCT CCTCAACAATTGCACGAGGTTAGGGATTGCAGAATACA GGAGACTACTGAGAACAGTCTGGAACCAATAGAGAT GCACCTAATGCAATGACCCAGAATATAAGACCGGTTCA GAGTGTAGCTTCAAGTAGGAGACACAAGAGATTTGGCG GAGTTGTCCTGGCAGGTGCGGCCCTAGGCGTGCACACA GCTGCTCAAATAACAGCCGGTATTGCACCTCACAGTC CATGCTGAACTCTCAAGCCATCGACAATCTGAGAGCGA GCCATAGAACTACTAATCAGGCAATTGAGGCAATCAGA CAAGCAGGGCAGGAGATGATATTGGCTGTTCAAGGTGT CCAAGACTACATCAATAATGAGCTGATACCGTCTATGA ATCAACTATCTTGTGATTAACTCGGCCAGAAGCTAGGG CTCAAATGCTCAGATACTATACAGAAATCCTGTCAAT ATTTGGCCCCAGCTTACGGGACCCCATATCTGCGGAGA TATCTATCCAGGCTTTGAGCTATGCGCTTGGAGGAGAT ATCAATAAGGTGTTGGAAAAGCTCGGATACAGTGGAG GTGATCTACTGGGCATCTTAGAGAGCAGAGGAATAAAG GCCCGATAACTCAGTCGACACAGAGTCTACTTCAT TGTACTCAGTATAGCCTATCCGACGCTATCCGAGATTA AGGGGGTGAATTGTCACCCGGCTAGAGGGGTCTCGTAC AACATAGGCTCTCAAGAGTGGTATACCACTGTGCCCAA GTATGTTGCAACCCCAAGGGTACCTTATCTCGAATTTGA TGAGTCATCATGCACCTTTCATGCCAGAGGGGACTGTGT GCAGCCAGAATGCCCTTGTACCCGATGAGTCTCTGCTC CAAGAATGCCCTCCGGGGTCCACTAAGTCTGTGCTCG TACACTCGTATCCGGGCTTTCCGGAAACCGGTTCAATTT ATCACAGGGGAACC TAATAGCCAATTGTGCATCAATCC TTTGCAAGTGTACACAACAGGAACAATCATTAATCAA GACCCTGACAAGATCCTAACATACATTGCTGCCGATCA CTGCCCGGTGGTCGAGGTGAATGGCGTGACCATCCAAG TCGGGAGCAGGAGGTATCCGGACGCTGTGACTTGCAC AGGATPGACCTCGTCTCCCATATCTTTGGAGAGGTT GGACGTAGGGACAAATCTGGGGAATGCAATTGCTAAGT TGGAGGATGCCAAGGAATGTTGGAGTCATCGGACCAG ATATTGAGGATGATAAAGGTTTATCGAGCACTAGTAT AGTTTACATCCTGATTGCAAGTGTCTTGGAGGATTGAT AGGGATCCCCGCTTTAATATGTTGCTGCAGGGGGCGTT GTAACAAGAGGGGAGAACAAGTTGGTATGTCAAGACC AGGCCTAAGCCTGATCTTACAGGAACATCAAATCCT ATGTAAGGTCACTCTGA	39
GC_F_MEASLES_D8 mRNA Sequence (assumes T100 tail) Sequence Length: 1925	G*GGGAAATAAGAGAGAAAAGAAGAGTAAGAAGAAAT ATAAGAGCCCATGGGTCTCAAGGTGAACGTCCTGT CATATTCATGGCAGTACTGTTAACTCTTCAAACCCAC CGGTCAAATCCATTGGGCAATCTCTTAAGATAGGGG TGGTAGGGGTAGGAAGTGCAAGCTACAAAGTTATGACT CGTCCAGCCATCAATCATTAGTCATAAAGTTAATGCC CAATATAACTCTCCTCAACAATTGCACGAGGGTAGGGA TTGCAGAATACAGGAGACTACTGAGAACAGTTCTGGAA CCAATTAGAGATGCACCTAATGCAATGACCCAGAATAT AAGACCGGTTCAAGTGTAGCTTCAAGTAGGAGACACA AGAGATTTGCCGGAGTTGCTCTGGCAGGTGCGGCCCTA GGCGTTGCCACAGCTGCTCAATAACAGCCGGTATTGC ACTTCAACAGTCCAAGTGAACCTCAAGCCATCGACA ATCTGAGAGCGAGCTAGAACTACTAATCAGGCAATT	40

TABLE 13-continued

MeV Nucleic Acid Sequences		
Description	Sequence	SEQ ID NO.
	GAGGCAATCAGACAAGCAGGGCAGGAGATGATATTGG CTGTTFCAGGGTGTCCAAGACTACATCAATAATGAGCTG ATACCGTCTATGAATCAACTATCTTGTGATTTAATCGGC CAGAAGCTAGGGCTCAAATGCTCAGATACTATACAGA AATCCTGTCAATFATTTGGCCCCAGCTTACGGGACCCCAT ATCTGCGGAGATATCTATCCAGGCTTTGAGCTATGCGC TTGGAGGAGATATCAATAAGGTGTTGGAAAAGCTCGGA TACAGTGGAGGTGATCTACTGGGCATCTTAGAGAGCAG AGGAATAAAGGCCCGGATAACTCAGCTCGACACAGAG TCCTACTTCAATGTACTCAGTATAGCCTATCCGACGCTA TCCGAGATAAAGGGGGTGTGTTCCACCGGCTAGAGGG GGTCTCGTACACATAGGCTCTCAAGAGTGGTATACCA CTGTGCCCAAGTATGTTGCAACCCAAAGGTACCTTATC TCGAATTTTGTGAGTCACTATGCACTTTTATGCCAGAG GGGACTGTGTGCAGCCAGAAATGCTTGTACCCGATGAG TCCTCTGCTCCAAGAATGCCCTCCGGGGTCCACTAAGT CCTGTGCTCGTACACTCGTATCCGGGCTTTCCGGGAACC GGTTCATTTTATCAAGGGGAACTTAATAGCCAAATGT GCATCAATCCTTTGCAAGTGTACACAACAGGAACAAT CATTAATCAAGACCCTGACAAGATCTAACATACATG CTGCCGATCACTGCCCGGTGGTTCGAGGTGAATGGCGTG ACCATCCAAGTCGGGAGCAGGAGGTATCCGGACGCTGT GTACTTGACAGGATGACCTCGGTCCCTCCCATATCTTT GGAGAGGTGGACGTAGGGACAATCTGGGGAAATGCA ATTGCTAAGTTGGAGGATGCCAAGGAATTTGGAGTC ATCCGACCAGATATGAGGAGTATGAAAGGTTATCGA GCAC TAGTATAGTTTACATCTGATGTCAGTGTGTCTTG GAGGATTGATAGGGATCCCGCTTTAATATGTTGCTGC AGGGGGCGTTGTAAACAAGAAGGAGAAACAAGTTGGTA TGTC AAGACCGGCCCTAAAGCCTGATCTTACAGGAACA TCAAATCCTATGTAAGGTCCTCTGATGATAATAGGC TGGAGCCTCGGTGGCCAAAGCTTCTTGGCCCTTGGGCTC CCCCAGCCCTCCCTCCCTTCTGACCCCTACCCCG TGGTCTTTGAATAAAGTCTGAGTGGGCGCAAAAAA AAAAAAAAAAAAAAAAAAAAAAAAAAAAAAAAAAAA AAAAAAAAAAAAAAAAAAAAAAAAAAAAAAAAAAAA AAAAAAAAAAAAAAAAAAAAAAAAAATCTAG	
GC_H_MEASLES_B3 Sequence, NT (5' UTR, ORF, 3' UTR) Sequence Length: 2065	TCAAGCTTTTGACCTCGTACAGAAGCTAATACGACT CACTATAGGGAAATAAGAGAGAAAAGAAGTAAGAA GAAATATAAGAGCCACCATGTCCACCGCAACGAGACCG GATAAATGCCCTTCTACAAGATAACCCCTTATCCCAAGG GAAGTAGGATAGTTATTAACAGAGAACATCTTATGATT GACAGACCCTATGTTCTGCTGGCTGTTCTGTTTCGTCA TTTCTGAGCTTGATCGGATGCTGGCAATGTCAGGCATT AGACTTCAATCGGGCAGCCATCTACACCGCGGAGATCCA TAAAGCCTCAGTACCAATCTGGATGTAATAACTCCA TCGAGCATCAGGTC AAGGACGTGCTGACACCACTCTT AAAATCATCGGGATGAAGTGGGCTGAGAACACCTC AGAGATTCAGTACCTAGTAAAATTCATCTCGGACAAG ATTAATTCCTTAAATCCGGATAGGGAGTACGACTTCAG AGATCTCACTTGGTGCATCAACCCGCCAGAGAGGATCA AACTAGATTATGATCAATACGTGTCAGATGTTGGCTGCT GAAGAGCTCATGAATGCATTTGGTGAATCAACTCTACT GGAGACCAGAACAACCACTCAGTTCCTAGCTGTCTCAA AGGGAAACTGCTCAGGGCCCACTACAATCAGAGGTCA ATTCTCAAACATGTCGCTGCTTGTGTTGACTTGTACTT AGGTCGAGGTTACAATGTGTCTATAGTCACTATGA CATCCAGGGAATGATGGGGAACTACCTAGTTGAA AAGCCTAATCTGAACAGCAAAGGTCAGAGTTGTACA ACTGAGCATGTACCGAGTGTGAGTAGGTGTGATCA GAAACCCGGGTTTGGGGCTCCGGTGTCCATATGACA AACTATTTGAGCAACAGTCAAGTAAATGGTCTCGGCAA CTGTATGGTGGCTTGGGGGAGCTCAAACCTCGCAGCCC TTTGTACCGGGGACGATCTATCAATAATCCCTATCAGG GATCAGGGAAAGGTTGACCTTCCAGCTCGTCAAGCTG GGTGTCTGAAATCCCAACCGCATGCAATCCTGGGT CCCCTTATCAACGGATGATCAGTGGTAGACAGGCTTT ACCTCTCATCTCACAGAGGTGTCATCGCTGACAAATCAA GCAAAATGGGCTGTCCGACACACGAACAGATGACA AGTTGCGAATGGAGACATGCTTCCAGCAGGCGTGAAA GGTAAATCCAGCACTCTGCGAGAAATCCCGAGTGGGT ACCATTGAAGGATAACAGGATTCCTTACACGGGCTCC TGTCTGTTGATCTGAGTCTGACGGTTGAGCTTAAATCA AAATGCTTCGGGATTCGGGCATTGATCACACCGGC	41

TABLE 13-continued

MeV Nucleic Acid Sequences		
Description	Sequence	SEQ ID NO.
	TCAGGGATGGACCTATACAAATCCAACCTGCAACAATGT GTATTGGCTGACTATTCCGCCAATGAGAAATCTAGCCT TAGGGCTAATCACACATTTGGAGTGGATACCGAGATTC AAGGTTAGTCCCAACCTCTTCACTGTCCCAATTAAGGA AGCAGGCGAAGACTGCCATGCCCAACATACCTACCTG CGGAGGTGGACGGTGTATGTCAAACTCAGTTCCAACCTG GTGATTCTACCTGGTCAAGATCTCCAATATGTTTTGGCA ACCTACGATACCTCCAGGGTGGAGCATGCTGTGGTTTA TTACGTTTACAGCCCAAGCCGCTCATTTTCTTACTTTTA TCCTTTTAGGTTGCCATAAAGGGGGTCCCAATCGAAC TACAAGTGAATGCTTACATGGGATCAAAAACCTGTGG TGCCGCTACTTCTGTGTGCTTGGGACTCAGAATCCGGT GGACTTATCACTACTCTGGGATGGTGGGCATGGGAGT CAGCTGCACAGCTACCCGGGAAGATGGAACCAATCGC AGATAATGATAATAGGCTGGAGCCTCGGTGGCCAGCT TCTTGGCCCTTGGGCTCCCCAGCCCTCCTCCCTT CCTGCACCCGTACCCCGTGGTCTTTGAATAAAGTCTG AGTGGCGGC	
GC H MEASLES B3 ORF Sequence, NT	ATGTCACCGCAACGAGACCGGATAAATGCCTTCTACAA AGATAACCTTATCCCAAGGGAAGTAGGATAGTTATTA ACAGAGAATCTTATGATTGACAGACCTATGTTCTG CTGGCTGTTCTGTTCTGTCATGTTTCTGAGCTTGATCGGA TTGCTGGCAATGCGAGGCATAGACTTCATCGGGCAGC CATCTACACCGCGGAGATCCATAAAGCCTCAGTACCA ATCTGGATGTGACTAACTCCATCGAGCATCAGGTCAAG GACGTGCTGACACCACTCTTAAAATCATCGGGATGA AGTGGCCCTGAGAACACCTCAGAGATTCAGTACCTAG TGAAATTCATCTCGGACAAGATTAATTCCTTAATCCG GATAGGGAGTACGACTTCAGAGATCTCACTTGGTGCAT CAACCCGCGAGAGGATCAAACCTAGATTATGATCAAT ACTGTGCAGATGTGGCTGCTGAAGGCTCATGAATGCA TTGGTGAACCTCAACTCTACTGGAGACCAGAACCAACC TCAGTTCCTAGCTGCTCAAAGGGAACTGCTCAGGGC CCACTACAACTCAGAGGTCAATTCCAAACATGTCGCTG TCCTTGTGGACTTGTACTTAGGTCGAGGTACAAATGTG TCATCTATAGTACATGACATCCAGGGAATGTATGG GGAAACCTACCTAGTTGAAAAGCCTAATCTGAACAGCA AAGGGTCAGAGTTGTCACAACCTGAGCATGTACCGAGTG TTTGAAGTAGGTGTGATCAGAAACCCGGGTTTGGGGC TCCGGTGTTCATA TGACAAACTATTTGAGCAACCAG TCAGTAATGGTCTCGGCAACTGTATGGTGGCTTTGGGG GAGCTCAAACCTCGCAGCCCTTTGTCACGGGGACGATTC TATCATAATTCCTATCAGGGATCAGGGAAAGGTGTCA GCTTCCAGCTCGTCAAGCTGGGTGTCTGAAATCCCA ACCGACATGCAATCTGGGTCCCCCTATCAACGGATGA TCCAGTGGTAGACAGGCTTACCTCTCATCTCACAGAG GTGTATCGCTGACAATCAAGCAAATGGGCTGTCCCG ACAACACGAACAGATGACAAGTTGCCAATGGAGACAT GCTTCCAGCAGGCGTGAAGGTAATAAATCCAGCACCTC TGCGAGAATCCCGAGTGGGTACCATGAAGGATAACAG GATTCCTTCATACGGGGTCTGTCTGTGTGATCTGAGTCT GACGGTTGAGCTTAAAATCAAATGCTTCGGGATTCG GGCATTGATCACACACGGCTCAGGGATGGACCTATAC AAATCCAACCTGCAACAATGTGTATTGGCTGACTATTCC GCCAATGAGAAATCTAGCCTTAGGCCTAATCAACACAT TGGAGTGGATACCGAGATTCAGGTAGTCCCAACCTC TTCAGTGTCCCAATTAAGGAAGCAGGCGAAGACTGCCA TGCCCCAACATACCTACCTGCGGAGGTGGACGGTGTG TCAAACCTCAGTCCCAACCTGGTGATCTACCTGGTCAA GATCTCCAATATGTTTTGGCAACCTACGATACCTCCAG GGTTGAGCATGCTGTGGTTTATTACGTTTACAGCCAA GCCGCTCATTTTCTTACTTTTATCCTTTTAGGTTGCCTAT AAAGGGGGTCCCAATCGAACTACAAGTGGAAATGCTTCA CATGGGATCAAAAACCTTGGTGGCGTCACTTCTGTGTG CTTGGGACTCAGAATCCGGTGGACTTATCACTCACTCT GGGATGTTGGGCATGGGAGTCACTGCACAGCTACCCG GGAAGATGGAACCAATCGCAGATAA	42
GC_H_MEASLES_B3 mRNA Sequence (assumes T100 tail) Sequence Length: 2126	G*GGGAAATAAGAGAGAAAAGAAGATAAGAAGAAAT ATAAGAGCCACCATGTCCCGCAACGAGACCGGATAA ATGCCTTCTACAAAGATAACCTTATCCCAAGGGAGT AGGATAGTTATTAACAGAGAACATCTTATGATTGACAG ACCTATGTTCTGCTGGCTGTTCTGTTCTGTCATGTTTCT GAGCTTGATCGGATGCTGGCAATGCGAGGCATTAGAC	43

TABLE 13-continued

MeV Nucleic Acid Sequences		SEQ ID
Description	Sequence	NO.
	TTCATCGGGCAGCCATCTACACCGGGAGATCCATAAA AGCCTCAGTACCAATCTGGATGTGACTAACTCCATCGA GCATCAGGTCAGGACGTGCTGACACCCTTTTAAA TCATCGGGGATGAAGTGGGCTGAGAACACCTCAGAG ATTCACTGACCTAGTGAATTCATCTCGACAAGATTA AATTCCTTAATCCGGATAGGGAGTACGACTTCAGAGAT CTCACCTTGGTGCATCAACCCGGCAGAGAGGATCAAAC AGATTATGATCAATACTGTGCAGATGTGGCTGCTGAAG AGCTCATGAATGCATTGGTGAACCTCACTCTACTGGAG ACCAGAACAACCCTCAGTTCCTAGCTGTCTCAAAGGG AAACCTGCTCAGGGCCCACTACAATCAGAGGTCAATTCT CAAACATGTCGCTGCTTGTGTGGACTTGTACTTAGGTC GAGGTTACAATGTGTCATCTATAGTCACTATGACATCC CAGGGAATGTATGGGGGAACCTACCTAGTTGAAAAGCC TAATCTGAACAGCAAGGGTCAAGTGTGTCACAACCTGA GCATGTACCGAGTGTGTTGAAGTAGGTGTGATCAGAAAC CCGGGTTTGGGGGCTCCGGTGTCCATATGACAAACTA TTTTGAGCAACCCAGTCAGTAAATGGTCTCGGCAACTGTA TGGTGGCTTTGGGGGAGCTCAAACCTCGCAGCCCTTTGT CACGGGACGATTCATCATAATCCCTATCAGGGATC AGGGAAAGGTGTGAGTCCAGCTCGTCAAGCTGGGTG TCTGAAATCCCCAACCGACATGCAATCCTGGGTCCC TTATCAACGGATGATCCAGTGGTAGACAGGCTTTACCT CTCATCTCACAGAGGTGTCTCGTGCACATCAAGCAA AATGGGCTGTCCCGACAACAGCAACAGATGACAAGTTG CGAATGGAGACATGCTTCCAGCAGGCGTGAAGGTAA AATCCAAGCACTCTGCGAGAAATCCCGAGTGGGTACCAT TGAAGGATAACAGGATTCCTTCATACGGGGTCTGTCT GTTGATCTGAGTCTGACGGTGTAGCTTAAAAACAATA TGCTTCGGGATTCGGGCCATTGATCACACACGGCTCAG GGATGGACCTATACAAATCCAACTGCAACAATGTGTAT TGGCTGACTATCCGCCAATGAGAAATCTAGCCTTAGG CGTAATCAACACATGGAGTGGATACCGAGATTCAGG TTAGTCCCAACCTCTCACTGTCCCAATTAAGGAAGCA GGCGAAGACTGCCATGCCCAACATACCTACCTGCGGA GGTGGACGGTGTGTCAAACTCAGTCCAACTGGTGA TTCTACCTGGTCAAGATCTCCAATATGTTTTGGCAACCT ACGATACCTCCAGGGTTGAGCATGCTGTGGTTATTAC GTTTACAGCCCAAGCCGCTCATTCTTACTTTTATCCT TTTAGGTTGCCTATAAAGGGGTCCCAATCGAACTACA AGTGGAAATGCTTCAATGGGATCAAAAACCTGGTGCC GTCACCTCTGTGTGCTTGGGACTCAGAAATCCGGTGG CTTATCACTCACTCTGGGATGGTGGGCATGGGATCAG CTGCACAGCTACCCGGGAAGATGGAACCAATCGCAGAT AATGATAATAGGCTGGAGCCCTCGGTGGCCAAGCTTCT GCCCTTGGGCTCCCCCAGCCCTCTCCCTTCCCTG CACCCGTACCCCGTGGTCTTGAATAAAGTCTGAGTG GGCGGCAAAAAAAAAAAAAAAAAAAAAAAAAAAAAA AAAAAAAAAAAAAAAAAAAAAAAAAAAAAAAAAAAAAA AAAAAAAAAAAAAAAAAAAAAAAAAAAAAAAAAAAAAATC TAG	
GC_H_MEASLES_D8 Sequence, NT (5' UTR, ORF, 3' UTR) Sequence Length: 2065	TCAAGCTTTTGGACCTCGTACAGAAGCTAATACGACT CACTATAGGGAAATAAGAGAGAAAAGAAGTAAGAA GAAATATAAGAGCCACCATGTCAACCAACGAGACCC GATAAATGCCTTCTACAAGACAACCCCATCCTAAGG GAAGTAGGATAGTTAATAACAGAGAACATCTTATGATT GATAGACCTTATGTTTTGCTGGCTGTTCTATTCGTCATG TTTCTGAGCTGATCGGGTTGCTAGCCATTGCAGGCATT AGACTTCATCGGGCAGCCATCTACACCGCAGAGATCCA TAAAAGCCTCAGCACAATCTGGATGTAACCTAACTCAA TCGAGCATCAGGTTAAGGACGTGCTGACACCCTCTTC AAGATCATCGGTGATGAAGTGGGCTGAGGACACCTCA GAGATTCAGTACCTAGTGAAGTTCATCTCTGACAAGA TTAAATTCCTTAATCCGGACAGGGAATACGACTTCAGA GATCTCACTTGGTGTATCAACCCGCAGAGAGAATCAA ATTGGATTATGATCAATACTGTGCAGATGTGGCTGCTG AAGAATCATGAATGCATTGGTGAACCTCACTCTACTG GAGACCAGGGCAACCAATCAGTTCCTAGCTGTCTCAA GGGAACTGCTCAGGGCCCACTACAATCAGAGGCCAAT TCTCAAAACATGTCGCTGCTCCCTGTGGACTGTATTAA GTCGAGGTTACAATGTGTATCTATAGTCACTATGACA TCCCAGGGAATGTACGGGGAACTTACCTAGTGGAAA GCCTAATCTGAGCAGCAAGGGTCAAGTGTGTCACAAC TGAGCATGCACCGAGTGTGAGTAGGTGTATCAGA	44

TABLE 13-continued

MeV Nucleic Acid Sequences		
Description	Sequence	SEQ ID NO.
	AATCCGGGTTTGGGGGCTCCGGTATTCATATGACAAA CTATCTTGAGCAACCAGTCAGTAATGATTTCAGCAACT GCATGGTGGCTTTGGGGGAGCTCAAGTTCGAGCCCTC TGTCACAGGGAAGATTCTATCACAATTCCTATCAGGG ATCAGGGAAAGGTGTCAGCTTCCAGCTTGTCAGCTAG GTGTCGGAATCCCAACCGACATGCAATCTGGGTG CCCCATCAACGGATGATCCAGTGTAGACAGGCTTTA CCTCTCATCTCACAGAGCGTTATCGCTGACAATCAAG CAAAATGGGCTGTCCTGACACACCGACAGATGACAA GTTGCGAATGGAGACATGCTTCCAGCAGGCGTGAAGG GTAAAATCCAAGCACTTTGCGAGAATCCCGAGTGGACA CCATTGAAGGATAACAGGATTCCTTCATACGGGGTCTT GTCTGTTGATCTGAGTCTGACAGTTGAGCTTAAAATCA AAATGTTTTAGGATTTCGGCCATTGATCACACAGGT TCAGGGATGGACCTATACAAATCCAACCAACAATAT GTATTGGCTGACTATCCCGCAATGAAGAACCCTGGCCT TAGGTGTAATCAACACATGGAGTGGATACCGAGATTC AAGGTTAGTCCCAACCTCTTCACTGTTCCAAATTAAGGA AGCAGGCGAGGACTGCCATGCCCAACATACCTACCTG CGGAGGTGGATGGTGTGATGTCAAACTCAGTTCCAATCTG GTGATCTACCTGGTCAAGATCTCCAATATGTTCTGGCA ACCTACGATACTTCAGAGTGAACATGCTGTAGTTTAT TACGTTTACAGCCCAAGCCGCTCATTTTCTACTTTTAT CCTTTTAGGTTGCCGTGTAAGGGGGTCCCATTTGAATTA CAAGTGAATGCTTACATGGGACCAAAAACCTCTGGTG CCGTCACTTCTGTGTGCTTGGGACTCAGAACTCTGGTGG ACATATCACTCACTCTGGGATGGTGGGATGGGAGTCA GCTGCACAGCCACTCGGAAGATGGAAACAGCCCGCAG ATAGTGATAATAGGCTGGAGCCTCGGTGGCAAGCTTC TTGCCCTTGGGCTTCCCCCAGCCCTCCTCCCCTTCC TGCACCCGTACCCCGTGGTCTTTGAATAAAGTCTGAG TGGGCGG	
GC_H_MEASLES_D8 ORF Sequence, NT	ATGTCACCACAACGAGACCGGATAAATGCCTTCTACAA AGACAACCCCATCCTAAGGGAAGTAGGATAGTTATTA ACAGAGAACATCTTATGATTGATAGACCTTATGTTTTC TGGCTGTTCTATTCGTATGTTTTCTGAGCTTGATCGGGT TGCTAGCCATTGCAGGCATTAGACTTCATCGGGCAGCC ATCTACACCGCAGAGATCCATAAAAGCCTCAGCACCAA TCTGGATGTAACCTCAATCGAGCATCAGGTTAAGG ACGTGCTGACCCACTCTTCAAGATCATCGGTGATGAA GTGGGCTTGAGGACACCTCAGAGATCACTGACCTAGT GAAGTTCATCTCTGACAAGATTAATTCCTTAATCCGG ACAGGGAATACGACTTCAGAGATCTCACTGGTGTATC AACCCGCGCAGAGAGAAATCAAAATGGATTATGATCAATA CTGTGCAGATGTGGCTGCTGAAGAACTCATGAATGCAT TGGTGAACCTCAACTCTACTGGAGACAGGGCAACCAAT CAGTTCCTAGCTGTCTCAAAGGGAACCTGCTCAGGGCC CACTACAATCAGAGGCCAATCTCAAACATGTCGCTGT CCTGTTGGACTTGATTTAAGTCGAGGTTACAATGTGT CATCTATAGTCACTATGACATCCAGGGAAATGACGGG GGAACCTTACCTAGTGGAAAAGCCTAATCTGAGCAGCAA AGGGTCAGAGTTGTCAAACTGAGCATGCACCGAGTGT TTGAAGTAGGTGTTATCAGAAATCCGGGTTTGGGGCT CCGGTATTCATATGACAACTATCTTGAGCAACCAGT CAGTAATGATTTCAAGCACTGCATGGTGGCTTTGGGGG AGCTCAAGTTCGAGCCCTCTGTCAAGGGAAGATTCT ATCACAATTCCTATCAGGGATCAGGGAAGGTGTCAG CTTCCAGCTTGTCAAGCTAGGTGCTGGAAATCCCCAA CCGACATGCAATCTGGGTCCCCCTATCAACGGATGAT CCAGTGATAGACAGGCTTTACCTCTCATCTCACAGAGG CGTTATCGCTGACAATCAAGCAAAATGGGCTGTCCCGA CAACACGGACAGATGACAAGTTGCGAATGGAGACATG CTTCCAGCAGGCGTGAAGGGTAAATCCAAGCACTTT GCGAGAAATCCCGAGTGGACACCAATGAAGGATAACAG GATTCCTTCATACGGGGTCTGTCTGTTGATCTGAGTCT GACAGTTGAGCTTAAAATCAAAATGTTTCAGGATTCG GGCCATTGATCACACACGGTTCAGGGATGGACCTATAC AAATCCAACCACAACAATATGATTGGCTGACTATCCC GCCAATGAAGAACC TGGCCTTAGGTGTAATCAACACAT TGGAGTGGATACCGAGATTCAGGTAGTCCCAACCTC TTCCTGTTCCAAATTAAGGAAGCAGGCGAGGACTGCCA TGCCCCAACATACCTACCTGCGGAGGTGGATGGTGTG TCAAACCTAGTTCCAATCTGGTGTATCTACCTGGTCAAG ATCTCCAATATGTTCTGGCAACCTACGATACCTCCAGA	45

TABLE 13-continued

MeV Nucleic Acid Sequences		
Description	Sequence	SEQ ID NO.
	GTTGAACATGCTGTAGTTTATTACGTTTACAGCCCAAGC CGCTCATTCTTACTTTTATCCTTTTAGGTGCTGTAA GGGGGTCCCCATTGAATTACAAGTGGATGCTTCACA TGGGACAAAAACTCTGGTGCCTGCTTCTGTGTGCTT GCGGACTCAGAATCTGGTGGACATATCACTCACTCTGG GATGGTGGGCATGGGAGTCAGCTGCACAGCCACTCGG AAGATGGAACCAGCCGAGATAG	
GC_H_MEASLES_D8 mRNA Sequence (assumes T100 tail) Sequence Length: 2126	G*GGGAAATAAGAGAGAAAAGAAGAGTAAAGAAAT ATAAGAGCCACCATGTCACCACAACGAGACCGGATAA ATGCCTTCTACAAAGACAACCCCATCTAAGGGAAGT AGGATAGTTATTACAGAGACATCTTATGATTGATAG ACCTTATGTTTTCGCTGGCTGTTCTATTGCTCATGTTCTG AGCTTGATCGGTTGCTAGCCATTGCAGGCATTAGACT TCATCGGCAGCCATCTACCCGCGAGAGATCCATAAAA GCCTCAGCACCAATCTGGATGTAACCTCAACTCAATCGAG CATCAGGTTAAGGACGCTGCTGACCCACTCTCAAGAT CATCGGTGATGAAGTGGCTTGAGGACACCTCAGAGAT TCACTGACCTAGTGAAGTTCATCTCTGACAAGATTAAA TTCCTAATCCGGACAGGGAATACGACTTCAGAGATCT CACTTGGTGTATCAACCCGCGAGAGAGAACTAAATTGG ATTATGATCAATACGTGCAGATGTGGCTGCTGAAGAA CTCATGAATGCATTGGTGAACCTCAACTCTACTGGAGAC CAGGGCAACCAATCAGTTCCTAGCTGTCTCAAAGGGAA ACTGCTCAGGGCCCACTACAATCAGAGGCCAATTCTCA AACATGTCGCTGTCCTGTTGGACTTGTATTAAAGTCGA GGTTACAATGTGTCATCTATAGTCACTATGCATCCCA GGAAATGTACGGGGAACTTACCTAGTGGAAAAGCCT AATCTGAGCAGCAAAGGTCAGAGTTGTCACAACCTGAG CATGCACCGAGTGTGTTGAAGTAGGTGTATCAGAAATC CGGGTTTGGGGCTCCGGTATTCATATGACAACTAT CTTGAGCAACCAGTCAGTAATGATTTCAAGCACTGCAT GGTGGCTTTGGGGAGCTCAAGTTCGACGCCCTCTGTG ACAGGGAAGATCTATCACAATCCCTATCAGGGATCA GGGAAAGGTGTCAGCTTCCAGCTTGTCAAGCTAGGTGT CTGGAAATCCCAACCGACATGCAATCTGGGTCCCC TATCAACGGATGATCCAGTGTAGACAGGCTTTACCTC TCATCTCACAGAGGCTTATCGCTGACAATCAAGCAAA ATGGGCTGTCCGCAACACCGACAGATGACAAGTTGC GAATGGAGACATGCTTCCAGCAGGCGTGAAGGGTAA AATCCAAGCACTTTCGAGAAATCCGAGTGGACACCAT TGAAGGATAACAGGATTCCTTCATACGGGTCTTGTCT GTTGATCTGAGTCTGACAGTTGAGCTTAAAAACAAAAT TGTTTCAGGATTCGGGCCATGATCACACAGGTTTCAAG GGATGGACCTATACAAATCCAAACCAACAATATGTAT TGGCTGACTATCCCGCAATGAAGAATCTGGCCTTAGG TGTAATCAACACATGGAGTGGATACCGAGATTCGAAG TTAGTCCCAACCTCTCACTGTTCCAATTAAGGAAGCA GGCGAGGACTGCCATGCCCAACATACCTACCTGCGGA GGTGGATGGTGTGTCAAAATCAGTTCCAATCTGGTGA TTCTACCTGGTCAAGATCTCCAATATGTTCTGGCAACCT ACGATACTTCCAGAGTTGAACATGCTGTAGTTTATTAC GTTTACAGCCCAAGCCGCTCATTCTTACTTTTATCCT TTTAGGTTGCTGTAAAGGGGGTCCCCATTGAATTACA AGTGAATGCTTACATGGGACAAAAACTCTGGTGCC GTCATCTGTGTGCTTGCAGGACTCAGAATCTGGTGG CATATCACTCACTCTGGGATGGTGGGCATGGGAGTCAG CTGCACAGCCACTCGGGAAGATGGAACAGCCGCGAGA TAGTGATAAATAGGCTGGAGCCTCGGTGGCCAGCTTCT TGCCCTTGGGCTCCCCCAGCCCTCCTCCCTTCT GCACCCGTACCCCGTGGTCTTTGAATAAAGTCTGAGT GGCGGCAAAAAAAAAAAAAAAAAAAAAAAAAAAAAA AAAAAAAAAAAAAAAAAAAAAAAAAAAAAAAAAAAA AAAAAAAAAAAAAAAAAAAAAAAAAAAAAAAAAAAAAT CTAG	46
MeV mRNA Sequences		
GC_F_MEASLES_B3.1 Sequence, NT (5' UTR, ORF, 3' UTR) Sequence Length: 1864	UCAAGCUUUUGACCCUCGUACAGAAAGCUAAUACGAC UCACUUAUAGGGAAUUAAGAGAGAAAAGAAGAGUAAG AAGAAAUUAAGAGCCACCAUGGUCUCAAGGUGAA CGUCUCUGCCGUUAUCAUGGAGUACUGUUAACUCUC CAAACACCCGCGUCAAAUUAUUGGGGCAUUCUCU CUAAGAUAGGGUAGUAGGAUAGGAAGUGCAAGCU ACAAAGUUAUGACUCGUUCCAGCCAUCAUUAUAGU	69

TABLE 13-continued

MeV Nucleic Acid Sequences		SEQ ID
Description	Sequence	NO.
	CAUAAAAUUAUGCCCAAUUAACUCUCCUCAUUAAC UGCACGAGGGUAGAGAUUGCAGAAUACAGGAGACUA CUAAGAACAGUUUUGGAACCAAUUAAGGGAUGCACUU AAUGCAAUGACCCAGAACAUAAAGGCCGGUUCAGAGCG UAGCUUCAAGUAGGAGACACAAGAGAUUUGCGGGAG UAGUCCUGGCAGGUUGCGGCCUAGGUGUUGCCACAGC UGCUUCAGAUAAACAGCCGGCAUUGCACUUCACCGGUCC AUGCUGAAACUCUCAGGCCAUCGACAAUCUGAGAGCGA GCCUGGAAACUAUAUCAGGCCAAUUGAGGCCAAUCAG ACAAGCAGGGCAGGAGAUUAUUGGCGUUCAGGG UGUCCAAGACUACAUAUAUAGAGCUGAUACCGUCU AUGAACAGCUAUCUUGUAUCUAUUCGGUCAGAAC UCGGGUCUCAAUUGCUUAGAUACUAUACAGAAUCCU GUCAUUAUUUGGCCCCAGCCUACGGGACCCCAUUAUCU GCGGAGAUUAUCUUAUCCAGGCCUUUGAGUUAUGCACUU GGAGGAGAUUAUCAAUAGGUGUUAAGAAAGCUCGGA UACAGUGGAGGCGAUUUAUAGGCAUCUUAAGAGAGC AGAGGAAUAAGGCCUCCGAUAACUACCGUCCACACAG AGUCCUAUCUUAUAGUCCUCAGUAUAGCCUAUCCGAC GCUUGCCGAGAUUAAGGGGGUUAUUGCCACCGGCUA GAGGGGUCUCGUAACAUAUAGGCCUCUUAAGAGUGG UAUACCACUGUGCCCAAGUAUGUUGCAACCCAGGGU ACCUUAUCUCGAAUUUUGAUGAGUCAUUAUGUACUU UCAUGCCAGAGGGGACUGUGGAGCCAAAUGCCUU GUACCCGAGGAGUCUCUGUCUCCAGAAUGCCUCCGG GGGUCCCAAGUCUCUGUCUCGUAACUCGUAUCCG GGUUUUUGGGAACCGGUUCAUUUUAUACAAGGGA ACCUAAUAGCCAAUUGUCAUCAAUUCUUUGUAAGU GUUACACAACAGGUACGAUUUAUUAUACAGCCUGA CAAGAUCCUAACAUACAUUUGCUGCCGAUCGUCGCGG GUAGUCGAGGUAACCGGCGUACCAUCAGUCCGGGA GCAGGAGUAUCCAGAGCUCUGUAUCUUGCACAGAAU UGACUUCGGUCCUCCAUUAUUAUUGGAGAGGUUGGAC GUAGGGACAAUUCUGGGGAUUGCAAUUGCCAAUUG GAGGAUGCCAAGGAUUUGUUGGAUAUUCGGACCAG AUUAUGAGAGUAUGAAAGGUUUUAUCGAGCACUAGC AUAGUCUACAUCUGAUUGCAGUUGUUCUGGAGGG UUGAUAGGGAUCCCACUUUAUUAUGUUGCUGCAGG GGGCGUUGUAACAAAAGGGGAGAACAAUGGUUG UCAAGACCAGGCCUAAAGCCUGACCUUACAGGAACAU CAAAUCCUAUGUAAGAUCCGUUUGAUGAUUAUAGG CUGGAGCCUCGGUGGCCAAGCUUCUUGCCCCUUGGGC CUCCCCCAGCCCCUCUCCCCUUCUGCACCCGUACC CCCGUGGUUUUGAAUAAAGUCUGAGUGGGGGC	
GC_F_MEASLES_B3.1 ORF Sequence, NT	AUGGGUCUCAAGGUAACGUCUCUGCCGUUUCAUGG CAGUACUGUUAAUCUCUCAAACACCCGCGGUCAAU UCAUUGGGGCAUUCUCUAAGAUAAGGGUAGUAGG AAUAGGAAGUGCAAGCUACAAGUUUAUGACUCGUUC CAGCCAUCAAUCAUUAAGUUAUAAAUAUAAUGCCAAU AUAAUCUCUCCUAUAACUUGCACGAGGGUAGAGAUUG CAGAAUACAGGAGACUACUAGAACAGUUUUGGAAC CAUUUAGGGAUGCAUUAUAGCAUAGACCCAGAACAU AAGGCCGGUUCAGAGCGUAGCUUCAAGUAGGAGACAC AAGAGAUUUGCGGGAGUAGUCUUGCAGGUGCGGCC UAGGUGUUGCCACAGCUGCUAGAUAAAGCCGCAU UGCACUUCACCGGUCCAUGCUGAACUCUACGGCCAU GACAAUCUGAGAGCGAGCCUGGAAACUACUUAUCAGG CAUUGAGGCAUUCAGACAAGCAGGGCAGGAGAUUA UAUUGGCGUUCAGGGUGUCCAAGACUACAUCAAUA AUGAGCUGAUACCGUCUUAUAAACAGCUAUCUUGUA UCUAAUCGGUCAGAAGCUCGGGCUCAAUUGCUUAGA UACUUAACAGAAUCCUGUCAUUUUUGGCCCCAGCC UACGGGACCCCAUUCUGCGGAGAUUAUUCACAGGC UUUUGAUUAUGCACUUGGAGGAGAUUAUAAUAAAGGU GUUAGAAAGCUCGGAUACAGUUGGAGGCGAUUUACU AGGCAUCUUAAGAGAGCAGAGGAAUAAAGGCUCGGAU AACUCACGUCGACAAGAGUCUACUUAUUAUAGUCCUC AGUAUAGCCUUAUCCGACGUCUGCCGAGAUUAAGGGG UGAUUGUCCACCGGCUAGAGGGGGUCUGUAACAUA AGGCUUCAAGAGUGGUAUACCAUCUGGCCCAAGUAU GUUGCAACCCAGGGUACCUUAUCUGAAUUUUGAUG AGUCAUCAUGUACUUUAUUGCCAGAGGGGACUGUGU GCAGCCAAAUGCCUUUAUCCGAGAGUAGUCCUCUGCU CCAAGAAUGCCUCCGGGGUCCACCAAGUCCUGUGCU	70

TABLE 13-continued

MeV Nucleic Acid Sequences		
Description	Sequence	SEQ ID NO.
	CGUACACUCGUAUCCGGGUCUUUUGGGAACCGGUUCA UUUUUACACAAGGGAACCUAAUAGCCAAUUGUGCAUC AAUUCUUUGUAAGUGUUAACAACAGGUAACGAUUAU UAAUCAGACCUCGACAAGAUCUUAACAUCAUUGCU GCCGAUCGCUGCCCGGUAGUCGAGGUGAACCGCGUGA CCAUCCAAGUCGGGAGCAGGAGUAUCCAGACGCUGU GUACUUGCACAGAAUUGACCUCGGUCCUCCAUUCA UUGGAGAGGUUGGACGUAGGGACAAUUCUGGGAAU GCAAUUGCCAAUUGGAGGAGUCCAAAGGAUUGUUG GAAUCAUCGGACCAGAUUUGAGAAGUAUGAAAGGU UUAUCGAGCACUAGCAUAGUCUACAUCUGAUUGCAG UGUGUCUUGGAGGGUUGAUGGGAUCCCCACUUUA UAUGUUGCUGCAGGGGGCUGUAACAAAAAGGGAG AACAAAGUUGGUAUGUCAAGACCAGGCCUAAAGCCUGA CCUUAACAGGAACAUCAAUUCUUAUGUAAGAUCGUU UGA	
GC_F_MEASLES_B3.1 mRNA Sequence (assumes T100 tail) mRNA Sequence Length: 1925	G*GGGAAUAAGAGAGAAAAGAGAGUAAGAGAGAA UAUAAGAGCCCAUGGGUCUCAAGGUGAACGUCUCU GCCGUUAUCAUGGCAGUACUGUUAACUCUCCAAACAC CCGCCGGUCAAUUCUUGGGGCAUUCUCUAAGAU AGGGGUAUGAGAAUAGGAGUGCAAGCUACAAGU UAUGACUCGUUCCAGCCAUCAAUUAUGUCAUAAAA UUUAUGCCCAAUAUAACUCUCUCAAUJAAUCGCACGA GGGUAGAGAUUGCAGAAUACAGGAGACUACAAGAA CAGUUUUGGAACCAAUUAAGGGAUGCACUUAUUGCAA UGACCCAGAACAUAAAGCCGGUUCAGAGCGUAGCUUC AAGUAGGAGACACAAGAGAUUUGCGGGAGUAGUCCU GGCAGGUGCGGCCCUAGGUGUUGCCACAGCUGUCUAG AUAAACAGCCGGCAUUGCAUUCACCGGUCCAUUGCUA ACUCUCAGGCCAUCGACAAUCUGAGAGCGAGCCUGGA AACUACAAUCAGGCAAUUGAGGCAAUCAGACAAGCA GGGCAGGAGAUGAUAUUGGCUUGUUCAGGGUUGCCAA GACUACAUAUAAUAGAGCUGAUACCGUCUAUGAAC AGCUAUCUUGUAUCUAAUUCGGUCAGAAGCUCCGGCU CAAUUGCUUAGAUACUAUACAGAAUUCUUGUCAU AUUUGGCCCCAGCCUACCGGACCCCAUUAUCUGCGGAG AUUAUCUAUCCAGGCUUUGAGUUAUGCACUUGGAGGA GAUAUCAUAAGGUGUUAAGAAAGCUCGGAUACAGU GGAGGCGAUUUAUAGGCAUCUUAAGAGAGCAGAGGA AUAAAGGCUCCGGAUAACUCACGUCGACACAGAGUCCU ACUUCUAUAGUCCUCAGUAUAGCCUUAUCGACGCUGUC CGAGAUUAAGGGGGUAGUUGCCACCGGCUAGAGGG GGUCUCGUACAACAUAAGGCUUCAAGAGUGGUUAUAC ACUGUGCCCAAGUAUGUUGCAACC CAAGGGUACCUUA UCUCGAAUUUUGAUGAGUCAUCAUGUACUUUAUGCC AGAGGGGACUGUGGCAGCCAAAUGCCUUGUACCCG AUGAGUCCUCUGCUCCAAGAAUGCCUCGGGGGUCCA CCAAGUCCUGUCUCGUACACUCGUUUCGGGUCUUU UGGGAACCGGUUCAUUUAUCACAAGGAACCUAAU AGCCAAUUGUGCAUCAAUUCUUUGUAAGUGUACAC AACAGGUACGAUUAUUAUACAGACCUCUGACAAGUUC CUAAACAUACAUUGCUGCCGAUCGUCGCCCGUAGUCG AGGUGAACCGCGUGACCAUC AAGUCGGGAGCAGGAG GUAUCAGAGCGCUGUGUACUUGCACAGAAUUGACCTUC GGUCCUCCAUUAUCUUGGAGAGGUUGGACGUAGGG ACAAAUCUGGGAAUGCAAUUGCCAAAUUGGAGGAU GCCAAGGAAUUGUUGGAAUACUGGACCAGAUUUG AGAAGUAUGAAAGGUUAUCGAGCACUAGCAUAGUC UACAUCCUGAUUGCAGUGUGUCUUGGAGGGUUGUA GGGAUCCCCACUUUAUUGUUGCUGCAGGGGGCGUU GUAACAAAAGGGGAGAACAAAGUUGGUAUGUCAAGAC CAGGCCUAAAGCCUGACCUUAACAGGAACAUCAAUUC CUAUGUAAGAUCGCUUGAUGAUAAUAGGCUGGAGC CUCGGUGCCAAAGCUUCUUGCCCCUUGGCCUCCCCC CAGCCCCUCCUCCUUCUGCACCUGUACCCCGUGG UCUUUGAAUAAAGUCUGAGUGGGCGCAAAAAAAA AAAAAAAAAAAAAAAAAAAAAAAAAAAAAAAAAAAA AAAAAAAAAAAAAAAAAAAAAAAAAAAAAAAAAAAA AAAAAAAAAAAAAAAAAAAAAAAAAAAAAAAAAAAA	71
GC_F_MEASLES_D8 Sequence, NT (5' UTR, ORF, 3' UTR)	UCAAGCUUUUGACCUCGUACAGAAAGCUAAUACGAC UCACUAUAGGGAAUAAGAGAGAAAGAGAGUAAG AAGAAAUAUAAGAGCCACCAUGGGUCUCAAAGGUGAA CGUCUCUGUCAUUAUCAUGGCAGUACUGUUAACUCUU	72

TABLE 13-continued

MeV Nucleic Acid Sequences		
Description	Sequence	SEQ ID NO.
Sequence Length: 1864	CAAACACCCACCGGUCAAAUCCAUUGGGGCAAUCUCU CUAAGAUAGGGGUGGUAGGGGUAGGAAGUCAGCU ACAAAGUUAUGACUCGUUCCAGCCAUCAAUCAUJAGU CAUAAAGUUAUAGCCCAAUAUAACUCUCUCAAACAAU UGCACGAGGGUAGGGAUUGCAGAAUACAGGAGACUA CUGAGAACAGUUCUGGAACAAUUAAGAGUACCUU AAUGCAAUGACCCAGAAUUAAGACCGGUUCAGAGU GUAGCUUCAAGUAGGAGACACAAGAGAUUUGCGGGA GUUGUCCUGGCAGGUGCGGCCUAGGCCUUGCCACAG CUGUCUCAAUAACAGCCGGUUAUGCACUCCACAGUC CAUGCUGAACUCUCAAGCCAUCGACAAUCUGAGAGCG AGCCUAGAAACUACUAUCAGGCAAUUGAGGCAAUCA GACAAGCAGGGCAGGAGAUUAUUGGCGUUCAGG GUGUCCAAGACUACAUCAAUAUAGAGCUGAUACCGUC UAUGAAUCAACUUAUCUUGUUAUUAJCGGCAGAA GCUAGGGUCUAAAUUGCUCAGAUACUAUACAGAAUUC CUGUCAUUAUUGGCCCCAGCUUACGGGACCCCAUUA CUGCGGAGAUUUCUAUCCAGGCUUUGAGCUAUGCCU UGGAGGAGAUUAUAUAGGUGUUGGAAAGCUCGG AUACAGUGGAGGUGAUUCUACUGGGCAUCUAGAGAG CAGAGGAUUAAGGCCCGGAUAACUCACGUCGACACA GAGUCCUACUUAUUGUACUAGUUAAGCCUAUCCGA CGCUAUCGAGAUUAAGGGGGUUAUUGCCACCGGCU AGAGGGGUCUCGUACAACAUAGGCUCUCAGAGUG GUAUACCACUGGCCAAGUUAUGUAGCAACCAGGG UACCUUAUCGAAUUAUUGAGAGUUAUAGCACUU UCAUGCCAGAGGGGACUGUGGAGCCAGAAUGCCUU GUACCCGAGGAGUCUCUGUCUCCAGAAUGCCUCCGG GGGUCCAUAGUCUGUGUCUAGUACUCUUAUCCG GGUUUUCGGGAACCGGUUCAUUAUACAGGGGA ACCUAAUAGCCAAUUGUGCAUCAAUCCUUGCAAGUG UUAACAACAGGAACAAUCAUUAUCAAGACCCUGAC AAGAUCUUAACAUAUAUUGCUGCCGAUCACUCCCG UGGUCGAGGUGAAUUGGCGUACCAUCCAGUCGGGA GCAGGAGUAUCCGGACGUGUUAUCUAGCACAGGAU UGACCUCCGUCUCCAUUAUUAUUGGAGAGGUUGGAC GUAGGGACAAUCUGGGGAUAGCAAUUGCUAAGUUG GAGGAUCCAGGAUUAUUGGAGUCAUCGGACCAG AUUAUUGAGGAGUUAUAGGUAUUAUCGAGCACUAGU AUAGUUUAUAUCCUGAUUGCAGUGUGUCUUGGAGGA UUGAUAGGGAUCCCGCUUAUAUUGUUGCAGG GGGCGUUGUAACAAGAGGGGAGAAAGUUGUUAU UCAAGACCAGGCCUAAAGCCUGAUUCUACAGGAACU CAAAUUCUAUUGUAAGGUCAUCUGAUUAUUAAGG CUGGAGCCUGGUGGCCAAGCUUCUUGCCUUGGGC CUCUCCCCAGCCCCUCCCCUUCUGACCCCGUACC CCCGUGGUCUUGAAUUAAGUCUGAGUGGGCGC	
GC_F_MEASLES_D8 ORF Sequence, NT	AUGGGUCUCAAGGUGACGUCUCUGUCAUUAUUAUG GCAUACUGUUAACUCUUAACAACCCACCGGUCAAA UCCAUUGGGCAAUCUCUCAAGAUAGGGGUGGUAG GGGUAGGAAGUGCAAGCUACAAGUUAUGACUCGUU CCAGCCAUCAAUCAUUAAGUCAUAAAGUUAUUGCCAA UUAUAUCUCUCAACAUAUUGCAGGAGGUGGGGAU GCAGAAUACAGGAGACUACUGAGAACAGUUCUGGAA CCAAUUAAGAGUACUUAUUAUGCAAUGACCAGAAUA UAAGACCGGUUCAGAGUGUAGCUUCAAGUAGGAGAC ACAAGAGAUUUGCGGAGUUGUCCUGGCAGGUGCGG CCCUAGGCGUUGCCACAGCUGUCUAAAUAACAGCCGG UAUUGCAUUCACCAGUCCAUUGCUGAAUCUCUAGCC AUCGACAAUUCUGAGAGCGAGCCUAGAAACUACUAAUC AGGCAAUUGAGGCAAUCAGACAAGCAGGCGAGGAGA UGAUUAUUGGCGUUCAGGGUGUCCAAAGCAUCAUCA AUAUAGAGCUGAUACCGUCUAUGAAUCAAUCUUAUCU GUGAUUAUUAUUGGCAGAAAGCUAGGGUCAAAUUGC UCAGAUACUAUACAGAAUUCUGUCAUUAUUGGCC CAGCUUACGGGACCCAUUAUCUGCGGAGAUUAUCUUAUC CAGGCUUUGAGCUUAUGCGCUUGGAGGAGAUUAUUAU AAGGUGUUGGAAAAGCUCGGUACAGUGGAGGUGAU CUACUGGGCAUCUUAAGAGAGCAGAGGAUUAAGGCC GGAAUACUACGUCGACACAGAGUCUACUUAUUGU ACUCAGUAUAGCCUAUCCGACGCUAUCGAGAUUAAG GGGGUAUUGUCCACCGCUAGAGGGGUCUCGUACA ACAUAGGCUCUCAAGAGUGGUUAUCCAUUGGCCAA GUAUUGCAACCCAGGGUACCUUAUCUGAAUUUU	73

TABLE 13-continued

MeV Nucleic Acid Sequences		SEQ ID
Description	Sequence	NO.
	GAUGAGUCAUCAUGCACUUUCAUGCCAGAGGGGACUG UGUGCAGCCAGAAUGCCUUGUACCCGAUGAGUCCUCU GCUCCAGAAUGCCUCGCGGGGUCACUAAGUCCUGU GCUCGUACACUCGUAUCCGGGUUUUCGGGAACCGGU UCAUUUUUACACAGGGGAACCUAAUAGCCAAUUGUGC AUCAAUCCUUUGCAAGUUAACACAACAGGAACAUC AUAAUACAAGACCCUGACAAGAUCCUAACAUAUCAUUG CUGCCGAUACACUGCCCGGUGGUCGAGGUGAAUGGCGU GACCAUCCAGUCCGGAGCAGGAGGUUUCGGACCGU GUGUACUUGCACAGGAUUGACCCUGGUCUCCCAUUAU CUUUGGAGAGGUUGGACGUAGGGACAACUUGGGGA AUGCAAUUGCUAAGUUGGAGGAUGCCAAGGAUUGU UGGAGUCAUCGGACAGAUUAUUGAGGAGUAUGAAAG GUUUUUCGAGCACUAGUAUAGUUUACAUCUGAUUG CAGUGUGUCUUGGAGGAUUGAUGGGAUCCCGCUU UAAUAUGUUGCUGCAGGGGGCGUUGUAACAAGAAGG GAGAACAAGUUGGUUUGUUAAGACCAGGCCUAAAGCC UGAUUUUACAGGAAUCAAAAUCUUAUGUAAGGUC ACUCUGA	
GC_F MEASLES_D8 mRNA Sequence (assumes T100 tail) Sequence Length: 1925	G*GGGAAUAAGAGAGAAAAGAGUAAGAGAGAAA UAUAAGAGCCCAUGGGUCUCAAAGGUAACGUCUCU GUCAUAUUAUGGCAGUACUGUUAAUCUUAACAACAC CCACCGGUCAAUUCAUUGGGGCAUUCUUAAGAU AGGGGUGGUAGGGUAGGAGUGCAAGCUACAAGU UAUGACUCGUUCCAGCCAUCAAUUAUAGUCAUAAG UUAUUGCCCAAUAUAACUCUCUCAACAUAUUGCACA GGGUAGGGAUUGCAGAAUACAGGAGACUACUGAGAA CAGUUUCGGAACCAAUAAGAGAUUCACUUAUUGCAA UGACCCAGAAUAUAAGACCGGUUCAGAGUUGAGCUU AAGUAGGAGACACAAGAGAUUUGCGGGAGUUGUCU GGCAGGUGCGGCCCUAGGCGUUGCCACAGCUGUCUAA AUAACAGCCGGUAUUGCAUCUACCCAGUCCAUUGCUGA ACUCUCAAGCCAUACAAUUCUGAGAGCGAGCCUAGA AACUAUCAAUCAGGCAAUUGAGGCAAUCAGACAAGCA GGGCAGGAGAUGAUUAUGGCGUUCAGGGUGUCCAA GACUAUCAAAUAUAGAGCUGAUACCGUCUAUGAAUC AACUAUUCUUGGAUUUAUUGGCCAGAGCUAGGGC UCAAAUUGCUAGAUACUAUACAGAAAUCUGUCAU AUUUGGCCCCAGCUUACGGGACCCCAUUAUCUGCGGAG AUAUCUAUCCAGGCUUUGAGCUAUGCGCUUGGAGGA GAUAUCAAAUAGGUGUUGGAAAAGCUCGGAUACAGU GGAGGUAUCUACUGGGCAUCUAGAGAGCAGAGGA AUAAGGCCCCGGAUAACUCACGUCGACACAGAGUCCU ACUUCAUUGUACUCAGUAUAGCCUUAUCGACGCUAUC CGAGAUUAAGGGGGUGAUUUGCCACCGCUAGAGGG GGUCUCGUACAACAUAAGGCUUCAAGAGUGGUUAUAC ACUGUGCCCAAGUAUGUUGCAACCCAAGGUAACCUUA UCUCGAAUUUUGAUGAGUCAUCAUGCACUUUCAUGCC AGAGGGGACUGUGGACGCCAGAAUGCCUUGUACCCG AUGAGUCCUCUGCUCCAAGAAUGCCUCGCGGGGUCCA CUAAGUCCUGUCUCGUACACUCGUUUCGGGUUUU CGGGAACCGGUUCAUUUAUCAAGGGGAACCUAAUA GCCAAUUGGCAUCAAUCCUUGCAAGUUGUACACAA CAGGAACAUAUAUAUCAAGACCUGACAAGAUCCU AACAUACAUUGCUGCCGAUCACUGCCCGGUGGUCGAG GUGAAUGGCGUGACCAUCCAAGUCGGGAGCAGGAGG UAUCCGGACGCUUGUACUUGCACAGGAUUGACCUUG GUCCUCCCAUAUCUUUGGAGAGGUUGGACGUAGGGAC AAAUUCUGGGAAUGCAAUUGCUAAGUUUGGAGGAUUGC CAAGGAAUUGUUGGAGUCAUCGGACCAUAUUGAG GAGUAUGAAAGGUUAUCGAGCACUAGUAUAGUUUA CAUCCUGAUUGCAGUGUGUCUUGGAGGAUUGAUAGG GAUCCCGCUUUAUAUUGUUGCUGCAGGGGGCGUUGU AACAAGAAGGGAGAACAAGUUGGUUUGUCAAGACCA GGCCUAAAGCCUGAUUUACAGGAACAUAACAUAUCCU AUGUAAGGUCACUCUGAUGAUAUAGGCUUGGAGCCU CGGUGGCCAAGCUUCUUGCCCUUGGGCCUCCCCCA GCCCCUCCUCCUUCUGCACCCGUACCCCGUGGUC UUUGAAUAAAGUCUGAGUGGGCGGCAAAAAAAAAA AAAAAAAAAAAAAAAAAAAAAAAAAAAAAAAAAAAA AAAAAAAAAAAAAAAAAAAAAAAAAAAAAAAAAAAA AAAAAAAAAAAAAAAAAAAAAAAAAAUCUAG	74

TABLE 13-continued

MeV Nucleic Acid Sequences		
Description	Sequence	SEQ ID NO.
GC_H_MEASLES_B3 Sequence, NT (5' UTR, ORF, 3' UTR) Sequence Length: 2065	UCAAGCUUUUGGACCCUCGUACAGAAAGCUAAUACGAC UCACUAUAGGGAAUUAAGAGAGAAAAGAGAGUAAAG AAGAAAUUAAGAGCCACCAUGUCACCCGCAACGAGAG CGGAUAAAUGCCUUCUACAAGAAUAAACCCUUAUCCCA AGGGAAGUAGGAUAGUUAUUAACAGAGAAACUUCUUA UGAUUGACAGACCCUAUGUUCUGCGGGCUGUUCUGUU CGUCAUGUUUCUGAGCUUGAUCGGAUUGCGUGGCAAU UGCAGGCAUAGACUUCUUCGGGACGCCAUCUACACC GCGGAGAUCCAUAAAAGCCUCAGUACCAUUCUGGAUG UGACUAAUCUCCAUUCGAGCAUCAGGUCAAGGACGUGCU GACACCACUCUUUAAAUCUUCGGGAUGAGUGGGC CUGAGAACACCCUACAGAAUUCACUGACCUAGUGAAAU UCAUCUCGGACAAGAUUAAAUUCUUAUCCGGAUAG GGAGUACGACUUCAGAGAUCUACUUGGUGCAUCAAC CCGCCAGAGAGGAUCAAACUAGAUUAUGAUCAAUACU GUGCAGAUUGGGCUGCGAAGAGCUCAUGAAUGCAU UGGUGAAUCUAAACUUCUUGGAGACCAAGAACCCAC UCAGUUCUAGCUGUCUCAAAGGAAACUGUCAGGG CCCACUACAUCAGAGGUCAAUUCUCAAACUUGUCGC UGUCCUUGUUGGACUUGUACUUGGUCGAGGUUACA AUGUGUCAUCUUAUGUCACUAGCAUCCAGGGAAU GUAUGGGGAAACCUACCUAGUUGAAAAGCCUAAUCU GAACAGCAAAGGUCAAGUUCACAACUGAGCAU GUACCGAGUUGAAGUAGGUGUGAUCAAGAAACCC GGUUUGGGGCGUCGGUUGUCCAUUAGCAAACUA UUUUGAGCAACCCAGUCAGUAUUGGUUCUGGCAACUGU AUGGUGGCUUUGGGGAGCUCAAACUCGAGCCUUU GUCACGGGACGAAUUCUUAUAAUUCUUAUCAGGG AUCAGGAAAGGUGUCAGUUCUCCAGCUUCGUAAGCUG GGUGUCUGGAAAUCCCAACCGACAUGCAUUCUGGG UCCUUUAUCAACCGAUCAUCAGUGUAGACAGGCU UUACUCUCUACUCACAGAGGUGUCAUCGUCACAAU CAAGCAAAUUGGGCUGUCCGACAACGAAACAGAU ACAAGUUGCGAAUGGAGACAUGCUUCAGCAGGCGUG UAAAGGUAAAUCCAAAGCACUCUGCGAGAAUCCCGAG UGGGUACCAUUGAAGGAUACAGGAUUCUUAUAC GGGGUCCUGUCUGUUGAUUCGAGUCUGACGGUUGAG CUUAAAUAUCAAUUGCUUCGGAUUCGGGCUAUUG AUCACACACCGGUCAGGGAUGGACCUAUAUAAUCCA ACUGCAACAAGUGUUAUUGGUGACUAUUCGCAAU GAGAAAUUAGCCUUAAGGCGUAAUCAACACAUUGGA GUGGAUCCGAGAUUCAAGGUUAGUCCCAACUCUUC ACUGUCCCAAUUAAGGAAGCAGGCGAAGACUGCCAU CCCACAUACCUACUUCGCGGAGGUGGACGGUGAUGU CAAUCUAGUUCAAACUUGGUAUUCUACUGGUCAA GAUCUCAAUUAUGUUUUGGCAACUACGAUACCUCCA GGUUUGAGCAUGCUGUGUUUAUACGUUACAGCC CAAGCCGCUAUUUUCUUAUUUUAUCUUUUAAGGU GCCUAUAAAGGGGGUCCAAUCGAACUACAAGUGGAA UGUUCAUAGGGAUCAAACUCUGGUGCCGUCACU UCUGUGUCUUGCGGACUCAGAAUCGGUGGACUUUA CACUCACUCUGGGAUGGUGGGAUGGAGUCAGCUGC ACAGCUACCCGGGAAGAUAGAACCAUCGAGAUAAU GAUUAAGGCGGAGCCUCGGUGGCAAGCUUCUUGC CCUUGGGCCUCCCGAGCCUCCUCCUCCUCCUGC ACCGUAACCCCGUGGUCUUUGAAUAAAGUCUGAGUG GGCGGC	75
GC_H_MEASLES_B3 ORF Sequence, NT	AUGUCACCGCAACGAGACCGGAUAAAUGCCUUCACA AAGAUAAACCUUAUCCCAAGGGAAGUAGGAUAGUUA UUAACAGAGAACAUCUUAUGAUUGACAGACCUAUG UUCUGCUGGCUGUUUGUUCGUAUGUUCUGAGCUU GAUCGGAUUGCUGGCAUUCGAGGCAUUAAGAUUCA UCGGGACGCCAUUCACACCGGAGAUCCAUAAGGAC CUCAGUACCAUUCGGAUGUGACUAAUCUACUAGC AUCAGGUCAGGACGUGUCACACCACUUAUAAA CAUCGGGGAUGAAGUGGGCCUGAGAACACCUAGAGA UUCACUGACCUGAGAAUUAUCUUCGACAAAGAUUA AAUUCUUAUUCGGAUAGGGAUACGACUUCAGAG AUCUCACUUGGUGCAUCAACCCGAGAGAGGAUCAA ACUAGAUUAUGAUCAAUACUGGCAUGUGGCGUC UGAAGAGCUCAUGAAUGCAUUGGUAACUAAUCU ACUGGAGACCAAGAACCAACUAGUUUCUAGCUGC UCAAGGGAAACUGUCAGGGCCCAUCAAAUACAGAG	76

TABLE 13-continued

MeV Nucleic Acid Sequences		
Description	Sequence	SEQ ID NO.
	GUCAAUUCUCAAAC AUGUCGUGUCCUUGUUGGACUU GUACUUAGGUCGAGGUUACA AUGUGUCAUCUAUAGU CACUAUGACAUC CAGGAAUGUAUGGGGGAACCUAC CUAGUUGAAAAGCCUAAUCUGAACAGCAAAGGGUCA GAGUUGUCACAACUGAGCAUGUACCGAGUUGUUGAA GUAGGUGUGAUCAGAAACCCGGUUUGGGGCUCCG GUGUUC CAUUGACAACUAUUUUGAGCAAC CAGUCA GUAAUGGUCUGGCAACUGUAUGGUGGCUUUGGGG AGCUCAAAACUCG CAGCCUUUGUCA CGGGGACG AUUC UAUCAUAAUCCCUAUCAGGGAUCAGGGAAGGUGU CAGCUUCCAGCUCGUC AAGCUGGGUGUCUGGAAUCC CCAACCGACAUGCAUCCUGGUC C CUAUC AACGG AUGAUCCAGUGGUA GACAGGCUUUA CUCUCAUCUA CAGAGGUGUCAUCG CUGACAUAACAGCAA AUGGGCU GUCCCGACAACAGAACAGAU GACAAGUUGCGAAUGG AGACAUGCUUCCAG CAGGCGUGUAAGGUAAA UCCA AGCACUCUGCGAGAAUCCGAGUGGGUACCAUUGAAG GAUAAACAGGAUUCUUAUCACGGGUCUGUCUGUUG AUCUGAGUCUGACGGUUGAGCUAAAUA CAAAUUG CUUCGGGAUUCGGGCCAUUGAUCACACCGGCU CAGG GAUGGACCUAUACA AAUCCAACUGCAACAUGGUU UGGCUGACUAUUCGCCAAUGAGAAAU CUGCCUUG GCGUAAUCAAACAUAUUGGAGUGGAUACCGAGAUUCA AGGUUAGUCCCAACCUUUCACUGUCCCAAUAAGGA AGCAGGGCAGAGACUGCCAUGCCCAACAUACCUACCU GCGGAGGUGGACGGUGAUGUCAAAUCAGUUC CAACC UGGUGAUUCUACCUUGGUC AAGAUCCCAAUUGUUU UGGCAACCUACGAUACCU CAGGGUUGAGCAUGCUGU GGUUUUAUACGUUUACAGCCCAAGCCGCUCAUUUCU UACUUUUAUCUUUAGGUUGCCUAUAAGGGGGUC CCAAUCGAACUA CAAGUGGAUUGCUUCAUGGGAU AAAAAUCUGGUGCCGUCACUUCUGUGUCUUGCGGA CUCAGAAUCCGGUGGACUUAUCACUCACUCUGGGAUG GUGGGCAUGGGAGUCAGCUGCACAGCUACCCGGGAAG AUGGAACCAAUCG CAGAUAA	
GC_H_MEASLES_B3 mRNA Sequence (assumes T100 Tail) Sequence Length: 2126	G*GGGAAAUAGAGAGAAAAGAGUAAGAAGAAA UAUAAAGGCCACCAUGUCACCGCAACGAGACCGGAUA AAUGCCUUCUACAAAGAUACCCUUAUCCCAAGGGAA GUAGGAUAGUUAUUAACAGAGAACAUCUUAUGAUUG ACAGACCCUAUGUU CUGCUGGCUUUCUGUU CGUCAU GUUUCUGAGCUUGAUCGGAUUGCUGGCAAUUGCAGG CAUUAGACUUCACUGGGCAGCCAUUCACCCCGGGAG AUCCAUAAAAGCCUCAGUACCAAUCUGGAUGUGACUA ACUCUUCAGGACAU CAGGUC AAGGACGUGUCACACC ACUCUUUAAAUAUCUGGGGAUGAAGUGGGCUGAG AACACCU CAGAGAUUCACUGACCUAGUGAAAUUCAUC UCGGACAAGAUUAAAUCUUAUUC CGGAUAGGGAG UACGACUUCAGAGAUCUACUUGGUGCAUACCCCGC CAGAGAGGAUCAAA CUAGAUUAUGAUCAAUAUCUGG CAGAUGUGGUCUGGAAGAGCUCAUGAAUGCAUUGG UGAACUCAACUCUACUGGAGACCAGAACAACCAUCUA GUUCCUAGCUGUCUCAAAGGGAACUGCUCAGGGCCC ACUACAACU CAGAGGUCAAUUCUCAAACAUUCGCTUGU CCUUGUUGGACUUGUACUUAAGGUCGAGGUUACA AUG UGUCAUUAUAGUCACUAUGACAUC CAGGGAUUGUA UGGGGGAACCUA CUAUGUUGAAAAGCCUAUCUGAAC AGCAAAGGGUCAGAGUUGUCAACAUCGAGCAUGUACC GAGUGUUUGAAGUAGGUGUGAUCAGAAACCCGGU UGGGGGUC CCGGUGUUCUAUUGACAACUAUUUG AGCAACAGUCAGUAUUGGUCUGGCAACUGUAUGGU GCUUUGGGGAGC UCAAACUCGCAAGCCUUUGUCAC GGGGACGAUUCUAUCAUAUUCUUAUCAGGGAUCAG GGAAGGUGUCAGCUUC CAGCUCGUAAGCUGGGUGU CUGGAAAUC CCAACCGACAUGCAAUCUGGGUCCCC UUAUCAACCGGAUGAUCAGUGGUA GACAGGCUUUAAC UCUCAUCUCACAGAGGUGUCAUCGUGACAAUAAGC AAAAAUGGCUUCCCGACAACACGAACAGAU GACAAG UUGCGAAUGGAGAC AUGCUUC CAGCAGGCGUGUAAA GGUAAAUC CAAAGCACUCUGCGAGAAUCCGAGUGGG UACCAUUGAAGGAUAACAGGAUUCUU CAUAUCGGGG UCCUGUCUGUUGAUCUGAGUCUGACGGUUGAGCUUA AAUCAA AAUUGCUUCGGGAUUCGGGCCAUUGAUCAC ACACGGUCAGGGAUGGACCUUAUCAAAUCCAACUCG AACAAUGUGUAUUGGUCGACUUAUUCG CCAAUGAGA	77

TABLE 13-continued

MeV Nucleic Acid Sequences		
Description	Sequence	SEQ ID NO.
	AAUCUAGCCUUAAGGCGUAAUACAACAUUGGAGUGG AUACCGAGAUUCAAGGUUAGUCCCAACCUCUUCACUG UCCCAAUUAAGGAAGCAGGCGAAGACUGCCAUGCCCC AACAUACCUACCCUGCGGAGGUGGACGGUGAUGUCAA CUCAGUCCAACCCUGGUGAUUCUACCGGUCAGAGUC UCCAAUAUGUUUGGCAACCUACGAUACUCCAGGGU UGAGCAUGCUGGUGUUUAUACGUUACAGCCCCAAGC CGCUCAUUUUUAUACUUUUUACUUUUAGGUUGCCUA UAAAGGGGGUCCCAAUCGAAUCUACAGUGGAUUGCU UCACAUGGGUCAAACUUCUGGUGCCGUCACUUCUG UGUGCUUGCGGACUCAGAAUCGGUGGACUUAUCACU CACUCUGGGAUGGUGGCAUGGGAGUCAGCUGCACAG CUACC CGGAAGAUAGGAACCAAUCGAGAUAAUGAUA AUAGGCUAGGACCUUGGUGCCAGCUUCUUGCCCU UGGGCCUCCCCCAGCCUCCUCCCUUCCUGCACCC GUACCCCGUGGUCUUUGAAUAAAGUCUGAGUGGGCG GCAAAAAAAAAAAAAAAAAAAAAAAAAAAAAAAAAAAAA AAAAAAAAAAAAAAAAAAAAAAAAAAAAAAAAAAAAAA AAAAAAAAAAAAAAAAAAAAAAAAAAAAAAAAAAUUCUAG	
GC_H_MEASLES_D8 Sequence, NT (5' UTR, ORF, 3' UTR) Sequence Length: 2065	UCAAGCUUUUGGACCCUCGUA CAGAAGCUAAUACGAC UCACUUAUAGGGAAUAAGAGAGAAAAGAAGAGUAAG AAGAAAUUAAGAGCCACCAUGUCACCAACGAGAC CGGAUAAUGCCUUCUACAAGACAACCCCAUCUUA AGGGAAGUAGGAUAGUUUAACAGAGAACAUUCUA UGAUUGA UAGACCUUAUGUUUGCUGGCUGUUCUAU UCGUC AUGUUUCUGAGCUUGAUCGGGUUGCUAGCCAU UGCAGGCAUAGACUUCAUCGGGCAGCCAUUCACCC GCAGAGAUCCA UAAAAGCCU CAGCACCAAUUCGGAUG UAACUAACUCAAUCGAGCAUCAGGUUAAGGACGUGCU GACACCACUCUUAAGAUCAUCGGUGAUGAAGUGGGC UUGAGGACACCUCAGAGAUUCACUGACCUAGUGAAGU UCAUCUCUGACAAGAUUAAAUCUUAUCCGGACAG GGAAUACGACUUCAGAGAUUCACUUGGUGUAUCAAC CCGCCAGAGAGAAUCAAUUGGAUUAUGAUCAAUAC UGUGCAGAUUGGCUUGCUGAGAACUCUAGAUUGCA UUGGUGAACUCAACUCUACUGGAGACCAGGGCAACCA AUCAGUUCUAGCUUCUCAAGGGAAACUGCU CAGG GCCACUCAAU CAGAGGCCAAUUCUCAAACAUUGUC CUGUCCUUGUUGGACUUGUAUUUAAGUCGAGGUUAC AAUGUGUCAUCUAUAGUCACUUAUGACAUCCAGGGAA UGUACGGGGAAAUUACCUAGUGGAAAGCCUAUUC UGAGCAGCAAAGGUCAGAGUUGUCAACUAGAGCA UGCACCGAGUUGUUUAGAGUAGGUUAUCAGAAUUC CGGGUUUGGGGCUCCGGUAUUCUAUUGACAACUA UCUUGAGCAAC CAGUCAGUAUAGUUU CAGCAACUGC AUGGUGGCUUUGGGGAGCUCAAGUUCGAGCCUCU GUCACAGGGAAGAUUCUACCAAUUCUUAUCAGGG AUCAGGAAAGGUGUCAGCUUCCAGCUUGUCAAGCUA GGUGUCUGGAAAUCCCAACCGACAUGCAUCCUGGG UCCCCUUAUCAACGGAUGAUCCAGUGAUGACAGGCU UUACCUCUCAUCACAGAGGGUUUAUCGUCACA AU CAAGCAAAGGGUUGUCCCGACAACCGGACAGAU ACAAGUUGCGAAUGGAGACAUUCUCCAGCAGGCGUG UAAGGGUAAAAUCCAAGCACUUUGCGAGAAUCCCGAG UGGACACCAUUGAAGGAUAACAGGAUUCUUCAUACG GGGUCUUGUCUGUUGAUCUGAGUCUGACAGUUGAGC UUAAAAUCAAUUUGUUUCAGGAUUCGGGCCAUUGA UCACACCGGUUCAGGGAUGGACCUUAJACAAUCCAA CCACAACAAUAGUUAUUGGCUGACUAUCCCGCAAUG ARGAACUGGCCUUAAGGUGUAUACAACA AUUGGAG UGGAUACCGAGAUUCAAGGUUAGUCCCAACCUCUUA CUGUUCCA AUUAAGGAAGCAGGCGAGGACUGCCAUGC CCCAACAUACCUACCGGAGGUGGAUGGUGAUGUC AAACUCAGUUCCAUCUGGUGAUUCUAUCCUGGUCAAG AUCUCAAUAGUUUCUGGCAACCUACGAUACUCCAG AGUUGAACAUUGCUGUAGUUUAUACGUUACAGCCC AAGCCGUCAUUUUUAUACUUUUUACUUUUAGGUUG CCUGUAAGGGGGUCCCAAUUGAAUUA CAAGUGGAA UGCUCACAUGGGACCAAAAUCUUGGUGCCGUCACU UCUGUGUCUUCGGACUCAGAAUCUGGUGGACAU UCACUCACUCUGGGAUGGUGGCAUGGAGUCAGCUG CACAGCCACUCGGGAAGAUAGAACCGCCGAGAUAG UGAUAAUAGGCUAGGACCUUGGUGCCAAAGCUUCUG CCCCUUGGECUCCCCCAGCCUCCUCCUUCUCCUG	78

TABLE 13-continued

MeV Nucleic Acid Sequences		
Description	Sequence	SEQ ID NO.
	CACCCGUACCCCCGUGGUCUUUGAAUAAAGUCUGAGU GGGCGGC	
GC_H_MEASLES_D8 ORF Sequence, NT	AUGUCACCACAACGAGACCGGAUAAAUGCCUUCUACA AAGACAACCCCAUCCUAAGGGAAGUAGGAUAGUUU UAACAGAGAACAUCUUUGAUUGAUAGACCUUUUGU UUUGCUGGCUGUUCUAUUCGUAUGUUUCUGAGCUU GAUCGGGUUGCUAGCCAUUGCAGGCAUAGACUUCAU CGGGCAGCCAUUCUACCCGAGAGAUCAUAAAAGCC UCAGCACCAUUCUGGAUGUAACUAACUCAAUCGAGCA UCAGGUUAAGGACGUGCUGACACCAUCUUCAGAU AUCGGUGAUGAAGUGGGCUUGAGGACACCUAGAGA UUCACUGACCUAGUGAAGUUCUUCUGACAAAGAU AAUUCUUUAUCCGGACAGGGAUACGACUUCAGAGA UCUCAUCUUGGUAUCAACCCGCCAGAGAGAUCAA UUGGAUUUGAUCAAUACUGUGCAGAUUGGGCUGCU GAAGAACUCAUGAAUGCAUUGGUAACUAAUCUAC UGGAGACCAGGGCAACCAAUCAGUUCUAGCUGUCUC AAAGGGAACUGUCUAGGGCCACUACAAUCAGAGGC CAAUUCUCAAACAUGUCGUCUCCUGUUGGACUUGU AUUUAAAGUCGAGGUUAACAUGUUCUUAUAGUCA CUAUGACAUCACAGGAAUGUACGGGGGAACUACCU AGUGGAAAAGCCUAAUCUGAGCAGCAAAGGGUCAGA GUUGUCAACAUCGAGCAUGCACCAGAGUUGUAGAGU AGGUUUUACAGAAUCCGGGUUUGGGGGCUCGGGU AUUCCAUUGACAAACUAUCUUGAGCAACAGUCAGU AAUGAUUUCAGCAAUCGUAUGGUGGUUUGGGGGAG CUCAAGUUCGCAGCCUCUGUCACAGGGAAGAUUCUA UCACAAUUCUUAUCAGGGAUCAGGGAAGGUGUCAG CUUCCAGCUUGUCAAGCUAGGUGUCUGGAAUCCCA ACCGACAUGCAAUCUGGGUCCCCUAUCAAACGGAGU AUCAGUGAUAGACAGGCUUUAACUUCUUCACAG AGGCGUUAUCGUCGACAAUCAGCAAUUGGGCUGUC CCGACAACACGGACAGAUACAGUUGCGAAUGGAGA CAUGCUUCCAGCAGGCGUGUAAGGUAAAAUCCAAAGC ACUUGCGAGAAUC CCGAGUGGACACCAUUGAAGGAU AACAGGAUUCUUCUAUACGGGGUCUUGUCUGUAGU UGAGUCUGACAGUUGAGCUUAAAUACAAUUGUUU CAGGAUUCGGGCCAUUGAUCACACACGGUUCAGGGAU GGACCUAUAACAAUCCAAACCAACAAUUGUAUUGG CUGACUAUCCCGCCAAUGAAGAACUUGCCUUAAGGUG UAAUCAACACAUUGGAGUGGAUACCGAGAUUCAAGG UUAGUCCCAACCUUCUUCUGUUCCAAUUAAGGAAGC AGGCGAGGACUGCCAUUGCCCACCAUACCUACUUGCG GAGGUGGAUGGUGAUGUCAAAUCAGUUCCAAUCUG GUGAUUCUACCGGUAAGAUUCCAAUUGUUCUGG CAACCUACGAUACUUCAGAGUUGAACAUUGCUAGU UUUUACGUUACAGCCCAAGCCGCUAUUUUCUAC UUUUUUCUUUAGGUUGCCUUAAGGGGGGUCCCCA UTGAAUUACAAGUGGAUUCUUCAUUGGACCAA AACUCUGGUGCCGUCACUUCUGUGUCUUGGGACUC AGAAUCUGGUGGACAUUCACUCACUCUGGGAUGGU GGCAUGGGAGUCAGCUGCACAGCCACUGGGGAAGAU GGAACCAGCCGAGAUAG	79
GC_H_MEASLES_D8 mRNA Sequence (assumes T100 tail) Sequence Length: 2126	G*GGGAAUAAGAGAGAAAAGAAGAGUAAGAAGAAA UAUAAGAGCCACCAUGUCACCAACGAGACCGGAUA AUUGCCUUCUACAAGACACCCCCAUCCUAAGGGAA GUAGGAUAGUUAUUAACAGAGAACAUCUUUGAUUG AUAGACC UUAUGUUUGCUGGCUUUAUUCGUA UGUUUCUGAGCUGAUUGGGUUGCUAGCCAUUGCAG GCAUUGAGACUUCAUUGGGCAGCCAUUCACACGCGAGA GAUCCAUAAAAGCCUCAGCACCAAUCUGGAUGUAACU AACUCAUUCGAGCAUCAGGUUAAGGACGUGCUGACAC CACUCUUCAAGAUCAUUGGUGAUGAAGUGGGCUUGA GGACACCUAGAGAUUCAGUACCUAGUGAAGUUCAU CUCUGACAAGAUAAAUCUUAUCCGGACAGGGAA UACGACUUCAGAGAUCACUUGGUGUAUCAACCCGC CAGAGAGAAUCAAUUGGAUUUGAUCAAUACUGUG CAGAUGGGCUGCUGAAGAACUCAUGAAUUGCAUUGG UGAACUCAACUUAUCUGGAGACAGGGCAACCAUCA GUUCCUAGCUGUCUCAAAGGGAAACUGUCAGGGCCC ACUACAUCAGAGGCCAAUUCUCAAACAUGUCGUCUG CCUUGUUGGACUUGUAUUUAGUCGAGGUUAACAUG UGUCAUCUAUAGUCACUAUGACAUCACAGGGAAUGUA	80

TABLE 13-continued

MeV Nucleic Acid Sequences		
Description	Sequence	SEQ ID NO:
	CGGGGGAACUUACCUGUGGAAAAGCCUAAUCUGAGC AGCAAAGGGUCAGAGUUGUCACAACUGAGCAUGCACC GAGUGUUUGAAGUAGGUGUUUUCAGAAAUCGGGUU UGGGGUCUCCGGUAUUCCAUAUGACAAAUAUCUUGA GCAACCAGUCAGUAAUGAUUUCAGCAACUGCAUGGUG GCUUUGGGGAGCUCAGUUCGCAGCCUCUGUCACA GGAAGAUAUCACAAUUCUUAUCAGGGUACAGG GAAAGGUGUCAGCUUCAGCUUUGCAAGCUAGGUGUC UGGAUUUCCCAACCGACAUGCAAUCUGGGUCCCCC UAUCAACGGAUGAUCCAGUGAUGACAGGCUUACCU CUCAUCUCACAGAGGCGUUAUCGUGACAUAACAAGCA AAUUGGGCUGUCCGACACACGGACAGUACAAAGU UGCGAAUGGAGACAUGCUUCAGCAGGGUGUAAGG GUAAAAUCCAAGCACUUUGCGAGAAUCCGAGUGGAC ACCAUUGAAGGAUAACAGGAUUCUUAUCGGGGUC UUGUCUGUUGAUUCGAGUCAGAGUUGAGCUUAAA AUCAAAAUUGUUUCAGGAUUCGGGCCAUUGAUCACAC ACGGUUCAGGGAUGGACCUUAUACAAUCCAACCAAA CAUAUGUAUUGGCUGACUUAUCCGCCAAUGAAGAAC CUGGCCUUAGGUGUAAUCAACAUAUGGAGUGGAUA CCGAGAUUCAAGGUUAGUCCCAACCUUACUGUUC CAUAUAGGAAGCAGGCGAGGACUGCCAUGCCCCAAC AUACCUACCUUGCGGGAGGUGGAUGGUAUGCAAAUC AGUUCCAAUCUGGUAUUCUACCGUGUCAAAGAUCC AAUAUGUUCUGGCAACCUACGAUACUUCAGAGUUGA ACAUGCUGUAGUUUAUACGUAUACAGCCCAAGCCGC UCAUUUUCUUAUUUUUACUUUUUAGGUUGCUGUA AGGGGGUCCCCAUUGAAUUAACAAGUGGAUUGCUUC ACAUGGGAACAAAACUCUGGUGCCGUCACUUCUGUG UGCUUGCGGACUCAGAAUCUGGUGGACAUUACACUCA CUCUGGGAUGGUGGCAUGGGAGUCAGCUGCACAGCC ACUCGGGAAGGAUCCAGCCGCGAGUAGUAGUAA UAGGCUUGGAGCCUCGUGGCAAGCUUCUUGCCCCUU GGGCCUCCCCCAGCCUUCUCCUCCUUGCACC UACCCCCUGGUCUUUGAAUAAAGUCUGAGUGGGCGG CAAAAAAAAAAAAAAAAAAAAAAAAAAAAAAAAAAAAA AAAAAAAAAAAAAAAAAAAAAAAAAAAAAAAAAAAAAA AAAAAAAAAAAAAAAAAAAAAAAAAAAAAAAAAAUCUAG	

TABLE 14

MeV Amino Acid Sequences		
Description	Sequence	SEQ ID NO:
GC_F_MEASLES_B3.1 ORF Sequence, AA	MGLKVNVS AVFMAVLLTLQTPAGQIHWGNLSKIGVV GIGSASYKVMTRSSHQSLVIKLPNITLLNNCTRVEIA EYRLLRTVLEPIRDALNMTQNI RVPVQSVASSRRHK RFAGVVLGAAALGVATAAQITAGIALHRSMLNSQAID NLRASLETNQAI EAIRQAGQEMILAVQGVQDYINNE LIPSMNQLSCDLIGQKLGKLLRYYTEILSLFGPPLRDP ISAEISIQALSYALGGDINKVLEKLGYSGGDLLGILES GIKARITHVDTESYFIVLSIAYPTLSEIKGVIVHRLEGVS YNIGSQEWYTTVPKYVATQGYLISNFDSSCTFMPEG TVCSQNALYPMSPLLQECCLRGSTKSCARTLVSGSFGN RFILSQGNLIANCASILCKCYTTGTIINQDPDKILTYIAA DRCPVVEVNGVTIQVGSRRYPDAVYLHRI DLGPPISLE RLDVGTNLGNIAIAKLEDAKELLESDQILRSMKGLSST SIVYILIAVCLGGLIGIPTLICCRGRCNKKGEQVGMRSR PGLKPDLTGTSKSYVRS*	47
GC_F_MEASLES_D8 ORF Sequence, AA	MGLKVNVS VIFMAVLLTLQTPGQIHWGNLSKIGVVG VGSASYKVMTRSSHQSLVIKLPNITLLNNCTRVGIAE YRLLRTVLEPIRDALNMTQNI RVPVQSVASSRRHKR FAGVVLGAAALGVATAAQITAGIALHQSMNSQAIDN LRASLETNQAI EAIRQAGQEMILAVQGVQDYINNELI PSMNQLSCDLIGQKLGKLLRYYTEILSLFGPPLRDPIS AEISIQALSYALGGDINKVLEKLGYSGGDLLGILSRGI KARITHVDTESYFIVLSIAYPTLSEIKGVIVHRLEGVS NIGSQEWYTTVPKYVATQGYLISNFDSSCTFMPEGT VCSQNALYPMSPLLQECCLRGSTKSCARTLVSGSFGNR	48

TABLE 14-continued

MeV Amino Acid Sequences		
Description	Sequence	SEQ ID NO:
	FILSQGNLIANCASILCKCYTTGTIINQDPDKILTYIAAD HCPVVEVNGVTIQVGSRRYPDAVYLHRIDLGPPI SLEP LDVGTNLGNIAKLEDAKELLES DQILRS MKGLSSTS IVYILIAVCLGLLIGI PALICCCGRGNKKGEQVGM SRP GLKPDLTGTSTKSYVRSL*	
GC_H_MEASLES_B3 ORF Sequence, AA	MSPQRDRINAFYKDNPPKGSRIVINREHLMIDRPYVL LAVLFVMPFLSLIGLLAIAGIRLHRAAIYTAIEHKSLSTN LDVTNSIEHQVKDVLTPLEFKIIGDEVGLRTPQRPDVLV KFTSDKIKFLNPDREYDFRDLTWCINPPERIKLDYDQY CADVAEELMNALVNSLLETRTTTQFLAVSKGNCS GPTTIRGQFSNMSLSLDDL YLGRGYNVSSIVTMTSQG MYGGTYLVEKPNLNSKGSLSQLSMYRVFEVGVIRNP GLGAPVFHMTNYFEQPVSNGLNCMV ALGELKLAAL CHGDDSIIPYQGS GKGVSFQLV LKGVWKSPTDMQSW VPLSTDDPVVDRLYLSSHRGVIADNQA KWAVPTTRT DDKLRMETCFQQACKGKI QALCENPEWVPLKDNRI PS YGVLSVDLSLTVELKIKI ASFGPLITHGSGMDLYKSN CNNVYWLTI PPMRNLAGVINTLEWIPRFKVS PNLFTV PIKEAGEDCHAPTYLPAEVDGDVKLSSNLVILPGQDL QYVLA TYDTSRVEHAVVYVYSPSR SFYFYPFRLPIK GVPIELQVECF TWDQKLWCRHFCVLADSESGGLITHS GMVGMGV SCTATREDGTNRR*	49
GC_H_MEASLES_D8 ORF Sequence, AA	MSPQRDRINAFYKDNPHPKGSRIVINREHLMIDRPYVL LAVLFVMPFLSLIGLLAIAGIRLHRAAIYTAIEHKSLSTN LDVTNSIEHQVKDVLTPLEFKIIGDEVGLRTPQRPDVLV KFTSDKIKFLNPDREYDFRDLTWCINPPERIKLDYDQY CADVAEELMNALVNSLLETRATNQLAVSKGNCS GPTTIRGQFSNMSLSLDDL YLSRGYNVSSIVTMTSQGM YGGTYLVEKPNLSSKGSLSQLSMHRVFEVGVIRNPG LGAPVFHMTNYLEQPVSNDFSNCMVALGELKFAALC HREDSITIPYQGS GKGVSFQLV LKGVWKSPTDMQSW VPLSTDDPVIDRLYLSSHRGVIADNQA KWAVPTTRTD DKLRMETCFQQACKGKI QALCENPEWVPLKDNRI PSY GVLSVDLSLTVELKIKI VSGFPLITHGSGMDLYKSNH NNMYWLTI PPMKNLAGVINTLEWIPRFKVS PNLFTV PIKEAGEDCHAPTYLPAEVDGDVKLSSNLVILPGQDL QYVLA TYDTSRVEHAVVYVYSPSR SFYFYPFRLPV RGVPIELQVECF TWDQKLWCRHFCVLADSESGGHITH SGMVG MV SCTATREDGTSRR*	50

TABLE 15

MeV NCBI Accession Numbers (Amino Acid Sequences)		
Type	Virus Name	GenBank Accession
hemagglutinin	hemagglutinin [Measles virus strain Moraten]	AAF85673.1
hemagglutinin	hemagglutinin [Measles virus strain Rubeovax]	AAF85689.1
hemagglutinin	hemagglutinin [Measles virus]	AAF89824.1
hemagglutinin	hemagglutinin protein [Measles virus]	CAA91369.1
hemagglutinin	hemagglutinin [Measles virus]	BAJ23068.1
hemagglutinin	hemagglutinin protein [Measles virus]	BAB39848.1
hemagglutinin	hemagglutinin [Measles virus]	AAA50551.1
hemagglutinin	RecName: Full = Hemagglutinin glycoprotein	P08362.1
hemagglutinin	hemagglutinin [Measles virus]	AAB63802.1
hemagglutinin	hemagglutinin [Measles virus]	AAA56650.1
hemagglutinin	hemagglutinin [Measles virus]	AAA56642.1
hemagglutinin	hemagglutinin [Measles virus]	AAA74936.1
hemagglutinin	hemagglutinin protein [Measles virus]	BAH56665.1
hemagglutinin	hemagglutinin [Measles virus]	ACC86105.1
hemagglutinin	hemagglutinin [Measles virus strain Edmonston-Zagreb]	AAF85697.1
hemagglutinin	hemagglutinin [Measles virus]	AAR89413.1
hemagglutinin	hemagglutinin [Measles virus]	AAA56653.1
hemagglutinin	RecName: Full = Hemagglutinin glycoprotein	P35971.1
hemagglutinin	Hemagglutinin [Measles virus]	CAB94916.1
hemagglutinin	hemagglutinin [Measles virus]	AAC03036.1
hemagglutinin	hemagglutinin [Measles virus]	AAF85681.1
hemagglutinin	Hemagglutinin [Measles virus]	CAB94927.1
hemagglutinin	Hemagglutinin [Measles virus]	CAB94925.1
hemagglutinin	hemagglutinin protein [Measles virus]	BAB39835.1

TABLE 15-continued

MeV NCBI Accession Numbers (Amino Acid Sequences)		
Type	Virus Name	GenBank Accession
hemagglutinin	Hemagglutinin [Measles virus]	CAB94931.1
hemagglutinin	hemagglutinin [Measles virus genotype A]	AFO84712.1
hemagglutinin	hemagglutinin [Measles virus]	AAA56639.1
hemagglutinin	Hemagglutinin [Measles virus]	CAB94926.1
hemagglutinin	hemagglutinin protein [Measles virus]	BAB39836.1
hemagglutinin	Hemagglutinin [Measles virus]	CAB94929.1
hemagglutinin	RecName: Full = Hemagglutinin glycoprotein	P06830.1
hemagglutinin	Hemagglutinin [Measles virus]	CAB94928.1
hemagglutinin	hemagglutinin protein [Measles virus]	BAB39837.1
hemagglutinin	hemagglutinin [Measles virus]	AAA74935.1
hemagglutinin	hemagglutinin protein [Measles virus]	CAB43780.1
hemagglutinin	hemagglutinin [Measles virus]	BAA09952.1
hemagglutinin	hemagglutinin protein [Measles virus]	CAB43815.1
hemagglutinin	hemagglutinin [Measles virus]	AAF28390.1
hemagglutinin	Hemagglutinin [Measles virus]	CAB94923.1
hemagglutinin	hemagglutinin protein [Measles virus]	CAB43785.1
hemagglutinin	hemagglutinin [Measles virus]	ABD34001.1
hemagglutinin	hemagglutinin protein [Measles virus]	CAB43782.1
hemagglutinin	hemagglutinin protein [Measles virus]	CAB43781.1
hemagglutinin	hemagglutinin [Measles virus]	BAH22353.1
hemagglutinin	hemagglutinin [Measles virus]	AAC35878.2
hemagglutinin	hemagglutinin protein [Measles virus]	AAI86996.1
hemagglutinin	hemagglutinin [Measles virus]	CAA76066.2
hemagglutinin	hemagglutinin [Measles virus]	AAA46428.1
hemagglutinin	hemagglutinin protein [Measles virus]	CAB43803.1
hemagglutinin	Hemagglutinin [Measles virus]	CAB94918.1
hemagglutinin	hemagglutinin [Measles virus]	AAF72162.1
hemagglutinin	hemagglutinin [Measles virus]	AAM70154.1
hemagglutinin	hemagglutinin protein [Measles virus]	CAB43776.1
hemagglutinin	hemagglutinin [Measles virus genotype D4]	ACT78395.1
hemagglutinin	hemagglutinin [Measles virus genotype D7]	AAI02030.1
hemagglutinin	hemagglutinin protein [Measles virus]	CAB43789.1
hemagglutinin	hemagglutinin protein [Measles virus]	CAB43774.1
hemagglutinin	Hemagglutinin [Measles virus]	CAB94920.1
hemagglutinin	Hemagglutinin [Measles virus]	CAB94922.1
hemagglutinin	hemagglutinin [Measles virus]	ABB59491.1
hemagglutinin	hemagglutinin protein [Measles virus]	BAB39843.1
hemagglutinin	hemagglutinin protein [Measles virus]	CAB43804.1
hemagglutinin	hemagglutinin [Measles virus]	AAI52048.1
hemagglutinin	Hemagglutinin [Measles virus]	CAB94930.1
hemagglutinin	hemagglutinin [Measles virus]	AAA74526.1
hemagglutinin	hemagglutinin protein [Measles virus]	CAB43814.1
hemagglutinin	hemagglutinin [Measles virus]	ABB59493.1
hemagglutinin	hemagglutinin [Measles virus genotype D4]	AAI02019.1
hemagglutinin	Hemagglutinin [Measles virus]	CAB94919.1
hemagglutinin	hemagglutinin protein [Measles virus]	AAI86997.1
hemagglutinin	hemagglutinin [Measles virus genotype C2]	AAI02017.1
hemagglutinin	hemagglutinin protein [Measles virus]	CAB43769.1
hemagglutinin	hemagglutinin protein [Measles virus]	CAB43808.1
hemagglutinin	hemagglutinin [Measles virus]	BAO97032.1
hemagglutinin	hemagglutinin protein [Measles virus]	CAB43805.1
hemagglutinin	hemagglutinin protein [Measles virus]	CAB43777.1
hemagglutinin	hemagglutinin [Measles virus]	AAI67793.1
hemagglutinin	hemagglutinin [Measles virus]	AAF89816.1
hemagglutinin	hemagglutinin [Measles virus genotype D4]	AAI02020.1
hemagglutinin	hemagglutinin protein [Measles virus]	CAB43786.1
hemagglutinin	hemagglutinin protein [Measles virus strain MVi/New Jersey.USA/45.05]	AEP40452.1
hemagglutinin	hemagglutinin [Measles virus]	AAA74531.1
hemagglutinin	hemagglutinin [Measles virus]	AAB63800.1
hemagglutinin	hemagglutinin [Measles virus]	AAO21711.1
hemagglutinin	hemagglutinin [Measles virus genotype D8]	ALE27189.1
hemagglutinin	hemagglutinin protein [Measles virus]	CAB43810.1
hemagglutinin	hemagglutinin [Measles virus]	AAF89817.1
hemagglutinin	hemagglutinin [Measles virus genotype D6]	AAI02022.1
hemagglutinin	hemagglutinin protein [Measles virus]	CAB43800.1
hemagglutinin	hemagglutinin protein [Measles virus genotype B3]	AGAI7219.1
hemagglutinin	hemagglutinin protein [Measles virus]	CAB43770.1
hemagglutinin	hemagglutinin protein [Measles virus strain MVi/Texas.USA/4.07]	AEP40444.1
hemagglutinin	hemagglutinin [Measles virus]	AAX52047.1
hemagglutinin	hemagglutinin [Measles virus]	AAB63794.1
hemagglutinin	hemagglutinin [Measles virus]	AAB63796.1
hemagglutinin	hemagglutinin [Measles virus]	AAA74528.1
hemagglutinin	hemagglutinin [Measles virus]	AAB63774.1
hemagglutinin	hemagglutinin [Measles virus]	AAB63795.1

TABLE 15-continued

MeV NCBI Accession Numbers (Amino Acid Sequences)		
Type	Virus Name	GenBank Accession
hemagglutinin	hemagglutinin [Measles virus]	AAA74519.1
hemagglutinin	hemagglutinin protein [Measles virus]	CAB43778.1
fusion protein	fusion protein [Measles virus strain Moraten]	AAF85672.1
fusion protein	fusion protein [Measles virus]	AAA56645.1
fusion protein	fusion protein [Measles virus strain Rubeovax]	AAF85688.1
fusion protein	fusion protein [Measles virus]	AAF85680.1
fusion protein	fusion protein [Measles virus]	AEF30359.1
fusion protein	fusion protein [Measles virus]	BAA09957.1
fusion protein	fusion protein [Measles virus]	AAV84957.1
fusion protein	fusion protein [Measles virus MeV-eGFP_Edm-tag]	AII16636.1
fusion protein	fusion protein [Measles virus]	ABY58018.1
fusion protein	fusion protein [Measles virus]	BAA19838.1
fusion protein	fusion protein [Measles virus]	AAA56641.1
fusion protein	F protein [Measles virus]	ABK40529.1
fusion protein	fusion protein [Measles virus]	AAA56652.1
fusion protein	fusion protein [Measles virus]	ABY58017.1
fusion protein	fusion protein [Measles virus]	ABB71645.1
fusion protein	fusion protein [Measles virus]	NP_056922.1
fusion protein	fusion protein [Measles virus strain AIK-C]	AAF85664.1
fusion protein	fusion protein [Measles virus]	BAB60865.1
fusion protein	fusion protein [Measles virus]	BAA09950.1
fusion protein	fusion protein [Measles virus strain MVi/New York.USA/26.09/3]	AEP40403.1
fusion protein	fusion protein [Measles virus]	AAA74934.1
fusion protein	fusion protein [Measles virus]	CAB38075.1
fusion protein	fusion protein [Measles virus strain MVi/Texas.USA/4.07]	AEP40443.1
fusion protein	fusion protein [Measles virus]	AAF02695.1
fusion protein	fusion protein [Measles virus]	AAF02696.1
fusion protein	fusion protein [Measles virus]	AAT99301.1
fusion protein	fusion protein [Measles virus]	ABB71661.1
fusion protein	fusion protein [Measles virus]	BAK08874.1
fusion protein	fusion protein [Measles virus]	AAF02697.1
fusion protein	fusion protein [Measles virus genotype D4]	AFY12704.1
fusion protein	fusion protein [Measles virus strain MVi/California.USA/16.03]	AEP40467.1
fusion protein	fusion protein [Measles virus genotype D8]	AHN07989.1
fusion protein	fusion protein [Measles virus]	AAA46421.1
fusion protein	fusion protein [Measles virus]	AAA56638.1
fusion protein	fusion protein [Measles virus strain MVi/Virginia.USA/15.09]	AEP40419.1
fusion protein	fusion protein [Measles virus genotype D8]	ALE27200.1
fusion protein	fusion protein [Measles virus genotype D8]	AFY12695.1
fusion protein	fusion protein [Measles virus genotype D8]	ALE27248.1
fusion protein	fusion protein [Measles virus genotype D8]	ALE27224.1
fusion protein	fusion protein [Measles virus]	AAT99300.1
fusion protein	fusion protein [Measles virus]	BAH96592.1
fusion protein	fusion protein [Measles virus strain MVi/California.USA/8.04]	AEP40459.1
fusion protein	fusion protein [Measles virus genotype D8]	AIG94081.1
fusion protein	fusion protein [Measles virus]	BAA09951.1
fusion protein	fusion protein [Measles virus genotype D8]	ALE27194.1
fusion protein	fusion protein [Measles virus]	BAA33871.1
fusion protein	fusion protein [Measles virus strain MVi/Washington.USA/18.08/1]	AEP40427.1
fusion protein	fusion protein [Measles virus]	ABY21182.1
fusion protein	fusion protein [Measles virus genotype D8]	ALE27284.1
fusion protein	fusion protein [Measles virus]	ACA09725.1
fusion protein	fusion protein [Measles virus genotype D8]	ALE27314.1
fusion protein	fusion protein [Measles virus genotype G3]	AFY12712.1
fusion protein	fusion protein [Measles virus genotype D8]	ALE27368.1
fusion protein	RecName: Full = Fusion glycoprotein F0; Contains: RecName: Full = Fusion glycoprotein F2; Contains: RecName: Full = Fusion glycoprotein F1; Flags: Precursor	P35973.1
fusion protein	fusion protein [Measles virus genotype H1]	AIG53713.1
fusion protein	unnamed protein product [Measles virus]	CAA34588.1
fusion protein	fusion protein [Measles virus]	CAA76888.1
fusion protein	fusion protein [Measles virus genotype B3.1]	AIY55563.1
fusion protein	fusion protein [Measles virus]	ADO17330.1
fusion protein	fusion protein [Measles virus genotype H1]	AIG53703.1
fusion protein	fusion protein [Measles virus genotype B3]	AGA17208.1
fusion protein	fusion protein [Measles virus]	AAL29688.1
fusion protein	fusion protein [Measles virus genotype H1]	AIG53706.1
fusion protein	fusion protein [Measles virus genotype H1]	AIG53701.1
fusion protein	fusion protein [Measles virus genotype B3]	ALE27092.1
fusion protein	fusion protein [Measles virus genotype H1]	AIG53714.1

TABLE 15-continued

MeV NCBI Accession Numbers (Amino Acid Sequences)		
Type	Virus Name	GenBank Accession
fusion protein	fusion protein [Measles virus genotype H1]	AIG53694.1
fusion protein	fusion protein [Measles virus genotype H1]	AIG53668.1
fusion protein	fusion protein [Measles virus]	ACC86094.1
fusion protein	fusion protein [Measles virus genotype H1]	AIG53670.1
fusion protein	fusion protein [Measles virus genotype H1]	AIG53707.1
fusion protein	fusion protein [Measles virus genotype B3]	AGA17216.1
fusion protein	fusion protein [Measles virus genotype H1]	AIG53671.1
fusion protein	fusion protein [Measles virus strain MVi/New Jersey,USA/45.05]	AEP40451.1
fusion protein	fusion protein [Measles virus genotype H1]	AIG53684.1
fusion protein	fusion protein [Measles virus genotype H1]	AIG53688.1
fusion protein	fusion protein [Measles virus genotype B3]	AGA17214.1
fusion protein	fusion protein [Measles virus genotype H1]	AIG53683.1
fusion protein	fusion protein [Measles virus genotype H1]	AIG53667.1
fusion protein	fusion protein [Measles virus genotype H1]	AIG53686.1
fusion protein	fusion protein [Measles virus genotype H1]	AIG53685.1
fusion protein	fusion protein [Measles virus genotype H1]	AIG53681.1
fusion protein	unnamed protein product [Measles virus]	CAA34589.1
fusion protein	fusion protein [Measles virus genotype H1]	AIG53678.1
fusion protein	fusion protein [Measles virus genotype H1]	AIG53710.1
fusion protein	fusion protein [Measles virus genotype H1]	AIG53669.1
fusion protein	fusion protein [Measles virus genotype H1]	AIG53664.1
fusion protein	fusion protein [Measles virus]	AAA50547.1
fusion protein	fusion protein [Measles virus genotype H1]	AIG53679.1
fusion protein	fusion protein [Measles virus genotype H1]	AIG53709.1
fusion protein	fusion protein [Measles virus genotype H1]	AIG53672.1
fusion protein	fusion protein [Measles virus genotype H1]	AIG53697.1
fusion protein	fusion protein [Measles virus genotype H1]	AIG53689.1
fusion protein	fusion protein [Measles virus genotype H1]	AIG53676.1
fusion protein	fusion protein [Measles virus genotype H1]	AIG53675.1
fusion protein	fusion protein [Measles virus genotype H1]	AIG53663.1
fusion protein	fusion protein [Measles virus]	BAA19841.1
fusion protein	fusion protein [Measles virus]	AAF02701.1
fusion protein	fusion protein [Measles virus genotype H1]	AIG53680.1
fusion protein	fusion protein [Measles virus genotype H1]	AIG53674.1
C protein	C protein [Measles virus strain Moraten]	AAF85670.1
C protein	RecName: Full = Protein C	P03424.1
C protein	C protein [Measles virus]	ACNS4404.1
C protein	C protein [Measles virus]	ACNS4412.1
C protein	RecName: Full = Protein C	P35977.1
C protein	C protein [Measles virus]	AAF85678.1
C protein	C protein [Measles virus]	ABD33998.1
C protein	unnamed protein product [Measles virus]	CAA34586.1
C protein	C protein [Measles virus]	BAJ51786.1
C protein	C protein [Measles virus]	BAA33869.1
C protein	virulence factor [Measles virus]	ABO69700.1
C protein	C protein [Measles virus]	NP_056920.1
C protein	C protein [Measles virus]	ADO17333.1
C protein	C protein [Measles virus]	ACC86082.1
C protein	C protein [Measles virus]	BAA33875.1
C protein	C protein [Measles virus]	ABY21189.1
C protein	C protein [Measles virus]	BAE98296.1
C protein	C protein [Measles virus]	ADU17782.1
C protein	C protein [Measles virus strain MVi/Virginia,USA/15.09]	AEP40417.1
C protein	C protein [Measles virus]	ADU17814.1
C protein	C protein [Measles virus]	ADU17798.1
C protein	C protein [Measles virus genotype D4]	AFY12700.1
C protein	C protein [Measles virus]	ADU17784.1
C protein	C protein [Measles virus strain MVi/California,USA/16.03]	AEP40465.1
C protein	C protein [Measles virus]	ABB71643.1
C protein	C protein [Measles virus]	AEI91027.1
C protein	C protein [Measles virus]	ADU17874.1
C protein	C protein [Measles virus]	ADU17903.1
C protein	C protein [Measles virus]	CAA34579.1
C protein	C protein [Measles virus]	ADU17790.1
C protein	C protein [Measles virus]	ADU17800.1
C protein	C protein [Measles virus]	ABB71667.1
C protein	unnamed protein product [Measles virus]	CAA34572.1
C protein	C protein [Measles virus strain MVi/Arizona,USA/11.08/2]	AEP40433.1
C protein	C protein [Measles virus]	ADU17830.1
C protein	C protein [Measles virus]	ADU17947.1
C protein	C protein [Measles virus]	ADU17818.1
C protein	C protein [Measles virus strain]	AEP40449.1

TABLE 15-continued

MeV NCBI Accession Numbers (Amino Acid Sequences)		
Type	Virus Name	GenBank Accession
	MVi/New Jersey,USA/45.05]	
C protein	C protein [Measles virus strain MVi/Texas,USA/4.07]	AEP40441.1
C protein	C protein [Measles virus]	ADU17864.1
C protein	C protein [Measles virus]	ADU17838.1
C protein	C protein [Measles virus]	ADU17881.1
C protein	C protein [Measles virus strain MVi/Washington,USA/18.08/1]	AEP40425.1
C protein	C protein [Measles virus]	ADU17927.1
C protein	C protein [Measles virus]	ADU17953.1
C protein	C protein [Measles virus]	ADU17889.1
C protein	C protein [Measles virus]	ADU17963.1
C protein	C protein [Measles virus]	ADU17893.1
C protein	C protein [Measles virus]	ADU17820.1
C protein	C protein [Measles virus]	ABB71651.1
C protein	C protein [Measles virus]	ADU17786.1
C protein	C protein [Measles virus]	ADU17862.1
C protein	C protein [Measles virus]	ADU17923.1
C protein	C protein [Measles virus]	ADU17959.1
C protein	C protein [Measles virus]	ADU17951.1
C protein	C protein [Measles virus]	ADU17916.1
C protein	C protein [Measles virus]	ADU17957.1
C protein	C protein [Measles virus]	ADU17925.1
C protein	C protein [Measles virus]	ADU17901.1
C protein	C protein [Measles virus]	ADU17887.1
C protein	C protein [Measles virus]	ADU17832.1
C protein	C protein [Measles virus]	ADU17891.1
C protein	C protein [Measles virus]	ADU17961.1
C protein	C protein [Measles virus]	ADU17872.1
C protein	C protein [Measles virus]	ADU17929.1
C protein	C protein [Measles virus]	ADU17908.1
C protein	C protein [Measles virus]	ADU17910.1
C protein	C protein [Measles virus]	ADU17921.1
C protein	C protein [Measles virus]	ADU17824.1
C protein	C protein [Measles virus strain MVi/Pennsylvania,USA/20.09]	AEP40473.1
C protein	C protein [Measles virus]	ADU17828.1
C protein	C protein [Measles virus]	ADU17812.1
C protein	C protein [Measles virus genotype D8]	AFY12692.1
C protein	nonstructural C protein [Measles virus]	ABA59559.1
C protein	RecName: Full = Protein C	Q00794.1
C protein	nonstructural C protein [Measles virus]	ADQ17934.1
C protein	nonstructural C protein [Measles virus]	ACJ66773.1
C protein	C protein [Measles virus genotype G3]	AFY12708.1
C protein	RecName: Full = Protein C	P26035.1
C protein	C protein [Measles virus]	BAA84128.1
nucleoprotein	RecName: Full = Nucleoprotein; AltName: Full = Nucleocapsid protein; Short = NP; Short = Protein N	Q77M43.1
nucleoprotein	nucleocapsid protein [Measles virus strain Rubeovax]	AAF85683.1
nucleoprotein	RecName: Full = Nucleoprotein; AltName: Full = Nucleocapsid protein; Short = NP; Short = Protein N	Q89933.1
nucleoprotein	nucleocapsid protein [Measles virus strain AIK-C]	AAF85659.1
nucleoprotein	nucleoprotein [Measles virus]	ABI54102.1
nucleoprotein	nucleoprotein [Measles virus]	AAA56643.1
nucleoprotein	nucleoprotein [Measles virus]	AAC03050.1
nucleoprotein	nucleoprotein [Measles virus]	AAA18990.1
nucleoprotein	nucleoprotein [Measles virus]	AAA56640.1
nucleoprotein	RecName: Full = Nucleoprotein; AltName: Full = Nucleocapsid protein; Short = NP; Short = Protein N	P35972.1
nucleoprotein	RecName: Full=Nucleoprotein; AltName: Full = Nucleocapsid protein; Short = NP; Short = Protein N	P10050.1
nucleoprotein	N protein [Measles virus]	BAB60956.1
nucleoprotein	RecName: Full = Nucleoprotein; AltName: Full = Nucleocapsid protein; Short = NP; Short = Protein N	B1AAA7.1
nucleoprotein	nucleoprotein [Measles virus]	AAA18991.1
nucleoprotein	nucleoprotein [Measles virus]	CAB46894.1
nucleoprotein	nucleoprotein [Measles virus]	CAB46871.1
nucleoprotein	nucleoprotein [Measles virus]	CAB46872.1
nucleoprotein	nucleoprotein [Measles virus]	ABU49606.1
nucleoprotein	nucleocapsid protein [Measles virus]	AAA75494.1
nucleoprotein	nucleoprotein [Measles virus]	CAB46883.1

TABLE 15-continued

MeV NCBI Accession Numbers (Amino Acid Sequences)		
Type	Virus Name	GenBank Accession
nucleoprotein	nucleoprotein [Measles virus]	CAB46892.1
nucleoprotein	unnamed protein product [Measles virus]	CAA34584.1
nucleoprotein	nucleoprotein [Measles virus]	AAA18997.1
nucleoprotein	nucleoprotein [Measles virus]	CAB46863.1
nucleoprotein	nucleoprotein [Measles virus]	AEF30352.1
nucleoprotein	nucleoprotein [Measles virus]	AB154103.1
nucleoprotein	nucleocapsid protein [Measles virus]	AAA46433.1
nucleoprotein	nucleoprotein [Measles virus]	CAB46902.1
nucleoprotein	nucleoprotein [Measles virus]	CAB46873.1
nucleoprotein	nucleoprotein [Measles virus]	CAB46906.1
nucleoprotein	nucleoprotein [Measles virus]	AAA74547.1
nucleoprotein	nucleoprotein [Measles virus]	AAA74537.1
nucleoprotein	nucleoprotein [Measles virus]	CAB46862.1
nucleoprotein	nucleocapsid protein [Measles virus]	BAA09961.1
nucleoprotein	nucleoprotein [Measles virus]	AAO15875.1
nucleoprotein	nucleoprotein [Measles virus]	AAO15871.1
nucleoprotein	nucleoprotein [Measles virus]	CAB46882.1
nucleoprotein	nucleoprotein [Measles virus]	CAB60124.1
nucleoprotein	nucleoprotein [Measles virus]	AB154104.1
nucleoprotein	nucleoprotein [Measles virus]	CAB46869.1
nucleoprotein	nucleoprotein [Measles virus]	CAB46880.1
nucleoprotein	nucleoprotein [Measles virus]	AAA74541.1
nucleoprotein	nucleocapsid protein [Measles virus strain MVi/New Jersey.USA/45.05]	AEP40446.1
nucleoprotein	nucleoprotein [Measles virus]	AB154110.1
nucleoprotein	nucleoprotein [Measles virus]	CAB46903.1
nucleoprotein	nucleoprotein [Measles virus]	CAB46899.1
nucleoprotein	nucleoprotein [Measles virus]	CAB46901.1
nucleoprotein	nucleocapsid protein [Measles virus]	ABB71640.1
nucleoprotein	nucleoprotein [Measles virus]	CAB60113.1
nucleoprotein	nucleoprotein [Measles virus]	CAB60114.1
nucleoprotein	nucleoprotein [Measles virus]	CAB60116.1
nucleoprotein	nucleoprotein [Measles virus]	CAB46895.1
nucleoprotein	nucleoprotein [Measles virus]	CAB60121.1
nucleoprotein	nucleoprotein [Measles virus]	AB154111.1
nucleoprotein	nucleoprotein [Measles virus]	CAB46889.1
nucleoprotein	nucleoprotein [Measles virus]	CAB46898.1
nucleoprotein	nucleoprotein [Measles virus genotype B3]	ALE27083.1
nucleoprotein	nucleoprotein [Measles virus]	CAB60118.1
nucleoprotein	nucleocapsid protein [Measles virus]	CAA34570.1
nucleoprotein	nucleoprotein [Measles virus]	AAC29443.1
nucleoprotein	nucleocapsid protein [Measles virus strain MVi/Washington.USA/18.08/1]	AEP40422.1
nucleoprotein	nucleoprotein [Measles virus]	AAO15872.1
nucleoprotein	nucleoprotein [Measles virus]	CAB46874.1
nucleoprotein	nucleoprotein [Measles virus]	AAA74550.1
nucleoprotein	nucleocapsid protein [Measles virus]	ABB71648.1
nucleoprotein	nucleoprotein [Measles virus]	CAB46900.1
nucleoprotein	nucleoprotein [Measles virus]	BAH22440.1
nucleoprotein	nucleocapsid protein [Measles virus]	AAA46432.1
nucleoprotein	nucleocapsid protein [Measles virus]	BAA33867.1
nucleoprotein	nucleoprotein [Measles virus]	AAA74539.1
nucleoprotein	nucleoprotein [Measles virus]	CAB60115.1
nucleoprotein	nucleoprotein [Measles virus]	CAB60123.1
nucleoprotein	nucleocapsid protein [Measles virus]	ABB71664.1
nucleoprotein	nucleoprotein [Measles virus]	CAB60125.1
nucleoprotein	nucleoprotein [Measles virus]	AAA74546.1
nucleoprotein	nucleoprotein [Measles virus]	CAB46886.1
nucleoprotein	nucleoprotein [Measles virus]	BAH22350.1
nucleoprotein	nucleoprotein [Measles virus]	CAB46867.1
nucleoprotein	nucleocapsid protein [Measles virus]	BAA09954.1
nucleoprotein	nucleoprotein [Measles virus]	AAO15873.1
nucleoprotein	nucleocapsid protein [Measles virus]	AEP95735.1
nucleoprotein	nucleoprotein [Measles virus]	AAL37726.1
nucleoprotein	nucleoprotein [Measles virus]	AAA74549.1
nucleoprotein	RecName: Full = Nucleoprotein; AltName: Full = Nucleocapsid protein; Short = NP; Short = Protein N	P26030.1
nucleoprotein	nucleoprotein [Measles virus ETH55/99]	AAK07777.1
nucleoprotein	nucleoprotein [Measles virus genotype B3]	AGA17238.1
nucleoprotein	nucleoprotein [Measles virus]	AEF30351.1
nucleoprotein	nucleoprotein [Measles virus genotype B3]	AGA17242.1
nucleoprotein	nucleoprotein [Measles virus ETH54/98]	AAK07776.1
nucleoprotein	nucleoprotein [Measles virus]	AAA74548.1
nucleoprotein	nucleoprotein [Measles virus]	AAA19221.1
nucleoprotein	nucleoprotein [Measles virus]	AAC03039.1

TABLE 15-continued

MeV NCBI Accession Numbers (Amino Acid Sequences)		
Type	Virus Name	GenBank Accession
nucleoprotein	nucleoprotein [Measles virus]	AAA19223.1
nucleoprotein	nucleoprotein [Measles virus genotype B3]	AGA17241.1
nucleoprotein	nucleoprotein [Measles virus]	CAB60122.1
nucleoprotein	nucleoprotein [Measles virus]	CAC34599.1
nucleoprotein	nucleoprotein [Measles virus]	AAC03042.1
nucleoprotein	nucleoprotein [Measles virus]	CAC34604.1
nucleoprotein	nucleoprotein [Measles virus]	AAA74544.1
nucleoprotein	nucleocapsid protein [Measles virus]	NP_056918.1
V Protein	RecName: Full = Non-structural protein V	Q9IC37.1
V Protein	RecName: Full = Non-structural protein V	Q9EMA9.1
V Protein	V protein [Measles virus]	ACN54411.1
V Protein	V protein [Measles virus]	ACN54403.1
V Protein	V protein [Measles virus]	AEP95742.1
V Protein	V protein [Measles virus strain MVi/Virginia.USA/15.09]	AEP40416.1
V Protein	V protein [Measles virus]	ADU17801.1
V Protein	V protein [Measles virus]	ADU17849.1
V Protein	V protein [Measles virus]	ABB71642.1
V Protein	V protein [Measles virus genotype D8]	AFY12693.1
V Protein	V protein [Measles virus]	YP_003873249.2
V Protein	V protein [Measles virus strain MVi/Arizona.USA/11.08/2]	AEP40432.1
V Protein	RecName: Full = Non-structural protein V	P26036.1
V Protein	V protein [Measles virus strain MVi/California.USA/16.03]	AEP40464.1
V Protein	V protein [Measles virus strain MVi/California.USA/8.04]	AEP40456.1
V Protein	V protein [Measles virus]	ABY21188.1
V Protein	V protein [Measles virus strain MVi/Washington.USA/18.08/1]	AEP40424.1
V Protein	V protein [Measles virus]	BAH96581.1
V Protein	V protein [Measles virus]	ABB71666.1
V Protein	RecName: Full = Non-structural protein V	P60168.1
V Protein	V protein [Measles virus]	BAH96589.1
V Protein	V protein [Measles virus]	ADU17954.1
V Protein	V protein [Measles virus strain MVi/New York.USA/26.09/3]	AEP40400.1
V Protein	V protein [Measles virus]	ABY21196.1
V Protein	virulence factor [Measles virus]	ABO69701.1
V Protein	V protein [Measles virus]	ABB71650.1
V Protein	V protein [Measles virus]	ACC86086.1
V Protein	V protein [Measles virus genotype D4]	AFY12702.1
V Protein	V protein [Measles virus strain MVi/New Jersey.USA/45.05]	AEP40448.1
V Protein	V protein [Measles virus]	BAE98295.1
V Protein	V protein [Measles virus]	ACC86083.1
V Protein	V protein [Measles virus]	ACU5139.1
V Protein	V protein [Measles virus]	ADO17334.1
V Protein	V protein [Measles virus]	ADU17930.1
V Protein	V protein [Measles virus genotype G3]	AFY12710.1
V Protein	V protein [Measles virus strain MVi/Pennsylvania.USA/20.09]	AEP40472.1
V Protein	phosphoprotein [Measles virus]	ADU17839.1
V Protein	V protein [Measles virus]	ADU17894.1
V Protein	V protein [Measles virus]	ACN50010.1
V Protein	V protein [Measles virus]	ADU17892.1
V Protein	unnamed protein product [Measles virus]	CAA34585.1
V Protein	V protein [Measles virus]	ABD33997.1

TABLE 16

Name	Sequence	SEQ ID NO:
Flagellin Nucleic Acid Sequences		
NT (5' UTR, ORF, 3' UTR)	TCAAGCTTTTGGACCCCTCGTACAGAAGCTAATACGACTCACTAT AGGGAAATAAGAGAGAAAAAGAAGAGTAAGAAGAAATATAAG AGCCACCA TGGCACAAGTCATTAATACAAACAGCCGTGTCGGCTG TTGACCCAGAA TAACCTGAACAAATCCCAGTCCGCACTGGGCA CTGCTATCGAGCGTTTGTCTTCCGGTCTCGCTATCAACAGCGCG AAAGACGATGCGGCAGGACAGGCGATTGCTAACCGTTTACCG CGAACATCAAAGGCTGACTCAGGCTTCCGTAACGCTAACGA	51

TABLE 16-continued

Name	Sequence	SEQ ID NO:
	<p>CGGTATCTCCATTGCGCAGACCACTGAAGGCGCGCTGAACGAA ATCAACAACAACCTGCAGCGTGTGCGTGAACCTGGCGGTTGAGT CTGCGAATGGTACTAACTCCCAGTCTGACCTCGACTCCATCCAG GCTGAAATCACCCAGCGCCTGAACGAAATCGACCGTGTATCCG GCCAGACTCAGTTCACGGCGTGAAGTCTGGCGCAGGACAA CACCCGACCAATCCAGGTTGGTGCCAACGACGGTGAAACATC GATATGATTTAAAAGAAATCAGCTCTAAAACACTGGGACTTG ATAAGCTTAATGTCCAAGATGCCTACACCCCGAAAGAACTGC TGTAAACCGTTGATAAAACTACCTATAAAAATGGTACAGATCCT ATTACAGCCAGAGCAATACTGATATCCAAACTGCAATTGGCG GTGGTGCAACGGGGTACTGGGGCTGATATCAAATTTAAGA TGGTCAATACTATTTAGATGTTAAAGGCGGTCTTCTGCTGGTG TTTATAAAGCCACTTATGATGAAACTACAAGAAAGTAAATAT TGATACGACTGATAAACTCCGTTGGCACTGCGGAAGCTACA GCTATTGCGGGAACGGCCACTATAACCCACAACCAAATGCTG AAGTAACAAAAGAGGGTGTGATACGACCACAGTTGCGGCTCA ACTTGC TG CAGCAGGGGTTACTGGCGCCGATAAGGACAATACT AGCCTTGTA AAACTATCGTTTGAGGATAAAAACGGTAAGGTTA TTGATGGTGGCTATGCAGTGA AAAATGGGCGACGATTTCTATGC CGCTACATATGATGAGAAAACAGGTGCAATTA CTGCTAAAACC ACTACTATACAGATGGTACTGGCGTTGCTCAAACCTGGAGCTGT GAAAATTTGGTGGCGCAAATGGTAAATCTGAAGTTGTTACTGCT ACCGATGGTAAGACTTACTTAGCAAGCGACTTGACAAAACATA ACTTCAGAACAGGCGGTGAGCTTAAAGAGGTTAATACAGATAA GACTGAAAACCCACTGCAGAAAATGATGCTGCCTTGGCACAG GTTGATACACTTCGTTCTGACCTGGGTGCGGTTCAGAACC GTT CAACTCCGCTATCACCAACTGGGCAATACCGTAAATAACCTG TCTTCTGCCCGTAGCCGATCGAAGATTCGACTACGCAACCGA AGTCTCCAACATGCTCGCGCGCAGATTCTGCAGCAGGCGCGT ACCTCCGTTCTGGCGCAGGCGAACCCAGTTCCGCAAAAACGTC TCTCTTACTGCGTTGATAATAGGCTGGAGCCTCGGTGGCCATG CTCTTGGCCCTTGGGCTCCCCCGAGCCCTCCTCCCTTCTCTG CACCCGTACCCCGTGGTCTTTGAATAAAGTCTGAGTGGGCGGC</p>	
ORF Sequence, NT	<p>ATGGCACAAAGTCATTAATACA AACAGCC TGTCGCTGTGACCC AGAATAACCTGAACAAATCCCAGTCCGCACTGGGCACTGCTAT CGAGCGTTTGTCTTCCGGTCTGCGTATCAACAGCGCGAAAGAC GATGGCGCAGGACAGGCGATTGCTAACCGTTTACCGCGAACA TCAAAGGCTGACTCAGGCTTCCCCTAACGCTAACGACGGTAT CTCCATTTGCGCAGACCACTGAAGGCGCGCTGAACGAAATCAAC AACCACTGCAGCGTGTGCGTGAAC TGGCGGTTCACTCTGCGA ATGGTACTAACTCCCAGTCTGACCTCGACTCCATCCAGGCTGAA ATCAACCCAGCGCCTGAACGAAATCGACCGTGTATCCGGCCAGA CTCAGTTCAACGGCGTGAAGTCC TGGCGCAGGACAACACCCCT GACCATCCAGGTTGGTGCCAACGACGGTGAAACTATCGATATT GATTTAAAAGAAATCAGCTCTAAAACACTGGGACTTGATAAGC TTAATGTCCAAGATGCCTACACCCCGAAAGAAACTGCTGTAAC CGTTGATAAAACTACCTATAAAAATGGTACAGATCCTATTACA GCCCAGAGCAATACTGATATCCAAACTGCAATTGGCGGTGGTG CAACGGGGGTTACTGGGGCTGATATCAAATTTAAGATGGTCA ATACTATTTAGATGTTAAAGGCGGTCTCTGCTGGTGT TATA AAGCCACTTATGATGAAACTACAAGAAAGTAAATATGATAC GACTGATAAAACTCCGTTGGCAACTGCGGAAGCTACAGCTATT CGGGGAACGGCCACTATAACCCACAACCAAATTCCTGAAGTAA CAAAAGAGGGTGTGATACGACCACAGTTGCGGCTCAACTTGC TGCAGCAGGGGTTACTGGCGCCGATAAGGACAATACTAGCCTT GTAAAACATATCGTTTGAGGATAAAAACGGTAAGGTTATTGATG GTGGCTATGCAGTGA AAAATGGGCGACGATTTCTATGCCGCTAC ATATGATGAGAAAACAGGTGCAATTA CTGCTAAAACCACTACT TATACAGATGGTACTGGCGTTGCTCAAACCTGGAGCTGTGAAAT TTGGTGGCGCAAATGGTAAATCTGAAGTGT TACTGCTACCGAT GGTAAGACTTACTTAGCAAGCGACTTGACAAAACATAACTTCA GAACAGGCGGTGAGCTTAAAGAGGTTAATACAGATAAGACTG AAAACCCACTGCAGAAAATGATGCTGCTTGGCACAGGTTGA TACACTTCGTTCTGACCTGGGTGCGGTTCAGAACC GTTCAACT CCGCTATCACCAACCTGGGCAATACCGTAAATAACCTGTCTTCT GCCCGTAGCCGATCGAAGATTCGACTACGCAACCGAAGTCT CCAACATGTCTCGCGCGCAGATTCTGCAGCAGGCGGTACCTC CGTTCTGGCGCAGGCGAACCCAGGTTCCGCAAAAACGTCCTCTCT TACTGCGT</p>	52
mRNA Sequence (assumes T100 tail)	<p>G*GGGAAUUAAGAGAGAAAAGAGUUAAGAAGAAUUAUAA GAGCCACCAUGGCACAAGUCAUUAUACAAAACAGCCUGUCGC UGUUGACCAGAAUACCUGAACAAUCCAGUCGCCACUGG GCACUGCUAUCGAGCGUUUGUCUUCGCGUCUGCUAUCACA GCGCGAAAGACGAUGCGGCAGGACAGGCGAUUGCUAACCGUU UUAACCGGAACAUCAAAGGUCUGACUCAGGCUUCCGUAACG</p>	53

TABLE 16-continued

Name	Sequence	SEQ ID NO:
	<p>CUAACGACGGUAUCUCCAUUGCGCAGACCACUGAAGGGCGCG UGAACGAAAUCAACAACACCCUGCAGCGUGUGCGUAACUGG CGGUUCAGUCUGCGAAUGGUAUAACUCUCCAGUCUGACCUCG ACUCCAUCAGGCGUAAAUCACCCAGCGCGUGAACGAAUUCG ACCGUGUAUCCGGCCAGACUCAGUUCACCGGCGUGAAGUCC UGGCGCAGGACAAACCCUGACCAUCCAGGUUGGUGCCAAACG ACGGUGAAACUAUCGAUAUUGAUUAAAAGAAAACAGCUCU AAAACACUGGGACUUGAUAAAGCUUAAUGUCCAAAGUCCUAC ACCCCGAAAGAAACUGCUGUAACCGUGUAUAAAACUACCUAU AAAAAUGGUACAGAUCCUAUUACAGCCCAGAGCAAUACUGAU AUCCAAACUGCAAUUGGCGGUGGUGCAAACGGGGGUUACUGG GGCUGAUUCAAUUUAAAAGUUGGUAUACUAUUUAGAUG UAAAAGGCGGUGCUUCUGCUGGUGUUUAAAAGCCACUUU GAUGAAACUACAAAGAAAGUUAAUUAUGAUACGACUGAUAA AACUCCGUUGGCAACUGCGGAAGCUACAGCUAUUCGGGAAAC GGCCACUAUAACCCACAACCAAUUGCUGAAGUAACAAAGA GGGUGUUAUACGACCACAGUUGCGGCUCAACUUGCUGCAGC AGGGGUUAUCUGGCGCCGAUAAAGGCAAAUACUAGCCUUGUA AACUAUCGUUUGAGGAUAAAACCGUAAGGUUUAUUGAUGGU GGCUAUCAGUAAAAGGGGACGAUUUCUUAUGCCGCUACA UAUGAUGGAAACAGGUGCAAUUACUGCUAAAACCAUAC UUAUACAGAUUGGUACUGGCGUUGCUCAAACUGGAGCUGGA AAUUUGGUGGCGCAAUGGUAAAUUCUGAAGUUGUUAUGCU ACCGAUGGUAAAGCUUACUUAAGCAAGCGACCUUGACAAACU AACUUCAGAACAGGCGGUGAGCUUAAAGAGGUUAAUACAGA UAAGACUGAAAACCCACUGCAGAAAUAUGAUGCUGCCUUGGC ACAGGUGUAUACAUUCGUUCUGACCCUGGGUGCGGUUCAGAA CCGUUUCAAUCUCCGUAUCACCAACCCUGGGCAAUACCGUAAA UAACCUUGUUCUUGCCGUGAGCCGUAUCGAAGAUUCGACUA CGCAACCGAAGUCUCAACAUUCUCCGCGCAGAUUCUGCA GCAGGCCGUAUCCUCCGUUCUGGCGCAGGCGAACAGGUUCC GCAAAACGUCUUCUUAUCUGCGUUAUAUAGGCUUGGAGC CUCGGUGGCAUGCUUCUUGCCCCUUGGGCCUCCCCCAGCC CCUCCUCCCCUUCUGCACCCGUAACCCCGUGGUUUAUUGAAU AAAGUCUGAGUGGGCGGCAAAAAAAAAAAAAAAAAAAAAAA AAA AAA AAAUCUAG</p>	
	<p>Flagellin mRNA Sequences</p>	

<p>NT (5' UTR, ORF, 3' UTR)</p>	<p>UCAAGCUUUGGACCCUCGUACAGAAAGCUAAUACGACUCACU AUAGGGAAAUAAGAGAGAAAAGAAAGAGUAAGAAAGAAUUA AGAGCCACCAUGGCACAAGUCAUUAUAACAACAGCCUGUCG CUGUUGACCCAGAAUAACCGUAACAAUCCAGUCGCGACUG GGCAUCGUAUCGAGCGUUGUCUUCGGUUCUGCGUAUCAAC AGCGCGAAAGACGAUGCGGCGAGGACAGGCGAUUGCUAACCGU UUUACCGCGAAUAUCAAAGGUUGACUCAGGCUUCCCGUAAC GCUAACGACGGUAUCUCUAUUGCGCAGACCACUGAAGGCGCG CUGAACGAAAUAACAACAACUCGACGCGUGUGCGUGAACUG GCGGUUCAGUCUGCGAAUGGUACUAAUCCAGUCUGACCU GACUCCAUCCAGGCGUAAAUCACCCAGCGCCUGAACGAAUUC GACCGUGUUCUGGCGCAGACUCAGUUAACGGCGUGAAGUUC CUGGCGCAGGACAACACCCUGACCAUCCAGGUUGGUGCCAAC GACGGUGAAACUAUCGAUAUUGAUUAAAAGAAAUACGCU UAAAACACUGGGACUUGAUAAAGCUUAAUGUCCAAAGUCCU ACACCCGAAAGAAACUGCUGUAACCGUUGAUAUAAACUACCU AUAAAAGGUACAGAUCCUAUUAACAGCCAGAGCAAUACUG AUAUCCAAACUGCAAUUGGCGGUGGUGCAACGGGGUUACU GGGCGUAUAUCAAUUUAAAAGAUUGUCAAUUAUUAAGA UGUUAAAAGGCGGUGCUUCUGCUGGUGUUUAAAAGCCACUU AUGAUGAAACUACAAGAAAGUUAUUAUUGAUACGACUGAU AAAACUCCGUUGGCAACUGCGGAAGCUACAGCUAUUCGGGGA ACGGCCACUAUAACCCACAACCAAUUGCUGAAGUAACAAAA GAGGGUGUUGAUACGACCACAGUUGCGGCUAACUUGCUGCA GCAGGGUUAUCUGGCGCCGAUAAAGGCAAAUACUAGCCUUGUA AAACUAUCGUUUGAGGAUAAAACCGUAAGGUUUAUUGAUGG UGGCUAUCGAGUAAAAGGGCGAGAUUUUAUGCCGCUAC AUUAUGAUGAAGAAACAGGUGCAAUUAUCGUAAAACCAUA CUUAUACAGAUUGGUACUGGCGUUGCUCAAACUGGAGCUGUG AAUUUUGGUGGCGCAAUUGGUAAAUCUGAAGUUGUUAUCUGC UACCGAUGUAAGACUUAACUUAGCAAGCACCUGACAAAC UAACUUCAGAAACAGGCGGUGAGCUUAAAAGAGGUUAAUACAG AUAAGACUGAAAACCCACUGCAGAAAUAUGAUGCUGCCUUGG CACAGGUUGAUACACUUCGUUCUGACCCUGGGUGCGGUUCAGA ACCGUUUC AACUCCGUAUCACCAACCCUGGGCAAUACCGUAA AUAAACUGUCUUCUGCCGUAAGCGGUUUCGAAAGAUUCGACU ACGCAACCGAAGUCUCCAACAUGUCUGCGCGCAGAUUCUGC AGCAGGCCGGUACCUCCGUUCUGGCGCAGGCGAACAGGUUC</p>	<p>81</p>
---	---	-----------

TABLE 16-continued

Name	Sequence	SEQ ID NO:
	<p>CGCAAACGUCUCUCUUACUGCGUUGAUAUAGGCUGGAG CCUCGGUGGCCAUGCUUCUUGCCCCUUGGGCCUCCCCCAGC CCCUCUCCCCUCCUGCACC CGUACCCCGGUGUCUUUGAA UAAAGUCUGAGUGGGCGGC</p>	
ORF Sequence, NT	<p>AUGGCACAAGUCAUUAUAACAACAGCCUGUCGUGUUGACC CAGAAUAACCGUAACAAAUCCAGUCCGACUGGGCACUGCU AUCGAGCGUUUGUCUUCGGUCUGCGUAUCAACAGCGCGAAA GACGAUGCGGCAGGACAGGCGAUUGCUAACCGUUUACCGCG AACAUCAAAGGUCUGACUCAGGCUUCCCGUAACGCUAACGAC GGUUUCUCUUAUGCGCAGACCAUCUAGAGCGCGCUGAACGAA AUCAAACAACCCUGCAGCGUGUGCGUGAACUGGCGGUCAG UCUGCGAAUUGGUACUAACUCCAGUCUGACCCGACUCCAUC CAGGCGUAAAUCACCAGCGCCUGAACGAAAUCGACCGUGUA UCCGGCCAGACUCAGUUC AACGGCGUAAAAGUCUGGCGCAG GACAAACCCUGACCAUCCAGGUUGGUGCCAAACGACGGUGAA ACUUAUCGAUUAUGAUUUAAAAGAAUACAGCUUAAAACACU GGGACUUGAUAAGCUAAUGUCCAAGAUCCUACACCCCGAA AGAAACUGCUGUAACCGUUGAUA AAAACUACCUAUA AAAAUG GUACAGAUCCUUAUACAGCCCAGAGCAUAUCGUAUACCAA CUGCAAUUGGCGGUGGUGCAACGGGGUUAUCUGGGCUGAU AUCAAAUUUAAAAGAUUGGUAUACUAUUUAGAUGUAAAAGG CGGUGCUUCUGCUGGUGUUUAUAAAGCCACUUAUGAUGAAA CUACAAGAAAGUUAUAUUGAUACGACUGAUA AAAACUCG UUGGCAACUGCGGAAGCUACAGCUAUUCGGGAACGGCCACU AUAACCCACAACCAAUUGCUGAAGUAACAAAAGAGGGUGU UGAUACGACCAAGUUGCGGCUAACUUGCUGCAGCAGGGGU UACUGGCGCCGAUAAGGACAAUACUAGCUUGUA AAAACUAU GUUUGAGGAUAAAACGGUAAGGUUAUUGAUGGUGGCUAUG CAGUGAAAUGGGCGACGAUUUCUAGCCGCUACAUAUGAU GAGAAAACAGGUGCAAUUAUCUCAA AAAACCAUUAUUAUACA GAUGGUACUGGCGUUGCUCAAACUGGAGCUGUGAAAUUUGG UGGCGCAAUGGUA AAUCUGAAGUUGUUAUCUGCUACCGAUG GUAAGACUUAUUAGCAAGCGACCUUGACA AAAACAUAACUUA GAACAGGCGGUGAGCUUAAAAGAGGUUAUAACAGAUAAAGACU GAAAACCCACUGCAGAAA AUUGAUGCUGCCUUGGCACAGGU GAUAACUUCGUUCUGACUUGGGUGCGGUUCAGAACCGUUUC AACUCCGCUUAUACCAACUGGGCAAUACCGUAAAUAACUG UCUCUGCCCGUAGCCGUUUCGAGAUUCCGACUACGCAACC GAAGUCUCCAAUAUGUCUCGCGCGAGAUUCUGCAGCAGGCC GGUACCUCGUUCUGGCGCAGGCGAACAGGUUCCGCAAAAC GUCUCUCUUACUGCGU</p>	82
mRNA Sequence (assumes T100 tail)	<p>G*GGGAAUAAGAGAGAAAAGAGUAAGAAGAAAUUA GAGCCACCAUGGCACAGUCAUUAUACAACAGCCUGUCGC UGUUGACCAGAAUAACUGAAACAAUCCAGUCCGCACUGG GCACUGCUAUCGAGCGUUUGUCUUCGGUCUGCGUAUCAACA GCGGAAAAGACGAUGCGGCAGGACAGGCGAUUGCUAACCGUU UUAACCGGAACAUCAAAGGUCUGACUCAGGCUUCCGUAACG CUAACGACGGUAUCUCCAUUGCGCAGACCACUGAAGGCGCGC UGAACGAAUUAACAACAACCCUGCAGCGUGUGCGUAACUGG CGGUUCAGUCUGCGAAUGGUAUAACUCCAGUCUGACUUCG ACUCCAUCAGGCGUAAAUCACCCAGCGCCUGAACGAAAUCG ACCGUGUAUCCGGCCAGACUCAGUUCACCGGCGUGAAAGUCC UGGCGCAGGACAAACCCUGACCAUCCAGGUUGGUGCCAAACG ACGGUGAAACUAUCGAUUAUGAUUAAAAGAAAUCAGCUUCU AAAACACUGGGACUUGAUUAGCUUAAUGUCCAAAGUCCUAC ACCCCGAAAGAAAUCUGCUUAACCGUUGAUAAAACUACCUAU AAAAAUGGUACAGAUCCUAUUAACAGCCCAGAGCAAUACUGAU AUCCAAACUGCAAUUGGCGGUGGUAACCGGGGUUAUCUGG GGCUGAUAUCAAAUUAAGAUGGUCAAUACUAUUUAGAUG UUAAGGCGGUGCUUCUGCUGGUGUUUAUAAAGCCAUUAU GAUGAAACUACAAGAAAGUUAAUUAUGUACGACUGAUAA AACUCCGUUGGCAACUGCGGAAGCUACAGCUAUUCGGGAAC GGCCACUAUAACCAACAACAAAUUGCUAAGUAACAAAAGA GGGUGUGUAUCGACCACAGUUGCGGCUAACUUGCUGCAGC AGGGGUUAUCUGCGCGCAUAAGGCAUAUACUAGCCUUGUA AACUAUCGUUUAGGAUAAAACGGUAAGGUUAUUGAUGGU GGCUAUGCAGUAAAUGGGCGACGAUUUCUAGCCGCUACA UAUGAUGAAGAAAACAGGUGCAAUUAUCUGCUAAAACCAUAC UUAUAACAGAUUGGUACUGGCGUUGCUAAAACUGGAGCUGUGA AAUUUGGUGGCGAAUUGGUAAAUCUGAAGUUGUUAUCUGCU ACCGAGGUUAGACUUAUCUUAAGCAAGCGACCUUGACAACAU AACUUCAGAACAGGCGGUGAGCUUAAAAGAGGUUAUAACAGA UAAGACUGAAAACCCACUGCAGAAA AUUGAUGCUGCCUUGGC ACAGGUUGUAACAUCUUCGUUCUGACUUGGGUGCGGUUCAGAA CCGUUUCAACUCCGUUAUACCAACCCUGGGCAAUACCGUAAA</p>	83

TABLE 16-continued

Name	Sequence	SEQ ID NO:
	UAACCCUGUCUUCUGCCCGUAGCCGUAUCGAAGAUUCCGACUA CGCAACCGAAGUCUCCACAUGUCUCGCGCGCAGAUUCUGCA GCAGGCCGUAACCUCGUUCUGGCGCAGCCGAAACCAGGUUCC GCAAAACGUCUCUCUUUACUGCGUUGAUAAUAGGCUGGAGC CUCGGUGGCCAUGCUUCUGCCCUUGGGCCUCCCCCAGCC CCUCUCCCCUCCUGCACCCGUACCCCGUGGUCUUUGAAU AAAGUCUGAGUGGGCGCAAAAAAAAAAAAAAAAAAAAAA AAAAAAAAAAAAAAAAAAAAAAAAAAAAAAAAAAAAAA AAAAAAAAAAAAAAAAAAAAAAAAAAAAAAAAAAAAAUCUAG	

TABLE 17

Flagellin Amino Acid Sequences

Name	Sequence	SEQ ID NO:
ORF Sequence, AA	MAQVINTNSLSLLTQNNLNKSQSALGTAIERLSSGLRINSKDDAA GQAIANRFTANI KGLTQASRNANDGIS IAQTTEGALNEINNLRV RELAVQSANGTNSQSDLDSIQAEITQRLNEIDRVSGQTQFNGVKVL AQDNLT TIQVGANDGETIDIDLKEISSKTLGLDKLNVQDAYTPKET AVTVDKTYKNGTDPI TAQSNITDITQTAIGGGATGVTGADI KFKDG QYYLDVKGGASAGVYKATYDETTKKNIDTDTKTPLATAEATAI RGTATI THNQIAEVTKEGVDTTVAQAAGAVTGADKDNISLV KLSFEDKNGKVIDGGYAVKMGDDFYAATYDEKTGAI TAKT TTYT DGTGVAQTGAVKFGGANGKSEVV TADGKTYLASDLKDNFRT GGELKEVNTDKTENPLQKIDAALAQVDTLRSDLGAVQNRFNSAIT NLGNTVNNLSARSRIEDSDYATEVSNMSRAQILQQAGTSVLAQANQVPQNVLSLLR	54
Flagellin-GS linker-circumsporozoite protein (CSP)	MAQVINTNSLSLLTQNNLNKSQSALGTAIERLSSGLRINSKDDAA GQAIANRFTANI KGLTQASRNANDGIS IAQTTEGALNEINNLRV RELAVQSANS TNSQSDLDSIQAEITQRLNEIDRVSGQTQFNGVKVL AQDNLT TIQVGANDGETIDIDLKQINSQTLGLD TLNVQQKYKVS TAATVTGYADTTIALDNSTFKASATGLGGTDQKIDGLKFDDTTG KYAKVTVTGGTGKDGYYEVSVDKTNGEVTLAGGATSPLTGGLP ATATEDVKNVQVANADLTEAKAALTAAGVTGTASVVKMSYTDN NGKTI DGLLAVKVGDDYYSATQNKDGSISINTTKYTADDGTSKTA LNKLGADGKTEVVSIGGKTYAASKAEGHNFKAQPD LAEAAAT TENPLQKIDAALAQVDTLRSDLGAVQNRFNSAITNLGNTVNNLTS ARSRIEDSDYATEVSNMSRAQILQQAGTSVLAQANQVPQNVLSLL RGGGGGGGGMMAPDPNPNANPNANPNANPNANPNANPNANPN NPNANPNANPNANPNANPNANPNANPNANPNANPNANPNANPN ANPNANPNKNQNGQGHNPNDPNRNVDENANANNAVKNMN NEEPSDKHIEQYLKKIKNSISTEWSPCSVTCGNGIQVRIKPGSANK KDELDYENDIEKKICKMEKCSVFNVVNS	55
Flagellin-RPVT linker-circumsporozoite protein (CSP)	MMAPDPNPNANPNANPNANPNANPNANPNANPNANPNANPNANPN ANPNANPNANPNANPNANPNANPNANPNANPNANPNANPNKN QNGQGHNPNDPNRNVDENANANNAVKNMNNEEPSDKHIEQY LKKIKNSISTEWSPCSVTCGNGIQVRIKPGSANKPKDELDYENDIEK KICKMEKCSVFNVVNSRPVTMAQVINTNSLSLLTQNNLNKSQSA LGTAIERLSSGLRINSKDDAAGQAIANRFTANI KGLTQASRNAND GISIAQTTEGALNEINNLRVRELAVQSANS TNSQSDLDSIQAEIT QRLNEIDRVSGQTQFNGVKVLAQDNLT TIQVGANDGETIDIDLKQI NSQTLGLD TLNVQQKYKVS DTAATVTGYADTTIALDNSTFKASAT GLGGTDQKIDGLKFDDTTGKYAKVTVTGGTGKDGYYEVSVD KTNGEVTLAGGATSPLTGGLPATATEDVKNVQVANADLTEAKAA LTAAGVTGTASVVKMSYTDNNGKTI DGLLAVKVGDDYYSATQ KDGSIINTTKYTADDGTSKTLNKLGGADGKTEVVSIGGKTYAA SKAEGHNFKAQPD LAEAAAT TENPLQKIDAALAQVDTLRSDLG AVQNRFNSAITNLGNTVNNLTSARSRIEDSDYATEVSNMSRAQILQ QAGTSVLAQANQVPQNVLSLLR	56

TABLE 18

Human Metapneumovirus Mutant Amino Acid Sequences		
Strain	Sequence	SEQ ID NO:
HMPV_SC_DSCAV1_4MMV	MSWKVVIIFSLLI TPQHGLKESYLEESCSTITEGYLSVLR TGWYTNVFTLEVG DVENLTCSDGPSLIKTEL D L L K S A L R E L K T V S A D Q L A R E Q I E N P G S G S F V L G A I A L G V A A A A A V T A G V A I C K T I R L E S E V T A I N N A L K K T N E A V S T L G N G V R V L A T A V R E L K D F V S K N L T R A I N K N K C D I D D L K M A V S P S Q F N R R P L N V V R Q F S D N A G I T P A I S L D L M T D A E L A R A V P N M P T S A G Q I K L M L E N R A M V R R K G F G I L C G V Y G S S V I Y M V Q L P I F G V I D T P C W I V K A A P S C S E K K G N Y A C L L R E D Q G W Y C Q N A G S T V Y Y P N E K D C E T R G D H V F C D T A A G I N V A E Q S K E C N I N I S T N Y P C K V S T G R H P I S M V A L S P L G A L V A C Y K G V S C S I G S N R V G I I K Q L N K G C S Y I T N Q D A D T V T I D N T V Y Q L S K V E G E Q H V I K G R P V S S S F D P I K F P E D Q P N A L D Q V F E N I E N S Q A L V D Q S N R I L S S A E K G N T G F I I V I I L I A V L G S S M I L V S I F I I K K T K K P T G A P P E L S G V T N N G F I P H N	85
HMPV_SC_DSTRIC_4MMV	MSWKVVIIFSLLI TPQHGLKESYLEESCSTITEGYLSVLR TGWYTNVFTLEVG DVENLTCSDGPSLIKTEL D L L K S A L R E L K T V S A D Q L A R E Q I E N P G S G S F V L G A I A L G V A A A A A V T A G V A I C K T I R L E S E V T A I N N A L K K T N E A V S T L G N G V R V L A T A V R E L K D F V S K N L T R A I N K N K C D I D D L K M A V S P S Q F N R R P L N V V R Q F S D N A G I T P A I S L D L M T D A E L A R A V P N M P T S A G Q I K L M L E N R A M V R R K G F G I L C G V Y G S S V I Y M V Q L P I F G V I D T P C W I V K A A P S C S E K K G N Y A C L L R E D Q G W Y C Q N A G S T V Y Y P N E K D C E T R G D H V F C D T A A G I N V A E Q S K E C N I N I S T N Y P C K V S T G R H P I S M V A L S P L G A L V A C Y K G V S C S I G S N R V G I I K Q L N K G C S Y I T N Q D A D T V T I D N T V Y Q L S K V E G E Q H V I K G R P V S S S F D P I K F P E H Q N H V A L D Q V F E N I E N S Q A L V D Q S N R I L S S A E K G N T G F I I V I I L I A V L G S S M I L V S I F I I K K T K K P T G A P P E L S G V T N N G F I P H N	86
HMPV_SC_DM_Krarup_T74LD185P	MSWKVVIIFSLLI TPQHGLKESYLEESCSTITEGYLSVLR TGWYTNVFTLEVG DVENLTCSDGPSLIKTEL D L L K S A L R E L K T V S A D Q L A R E Q I E N P G S G S F V L G A I A L G V A A A A A V T A G V A I A K T I R L E S E V T A I N N A L K K T N E A V S T L G N G V R V L A T A V R E L K D F V S K N L T R A I N K N K C D I P D L K M A V S P S Q F N R R P L N V V R Q F S D N A G I T P A I S L D L M T D A E L A R A V P N M P T S A G Q I K L M L E N R A M V R R K G F G I L I G V Y G S S V I Y M V Q L P I F G V I D T P C W I V K A A P S C S E K K G N Y A C L L R E D Q G W Y C Q N A G S T V Y Y P N E K D C E T R G D H V F C D T A A G I N V A E Q S K E C N I N I S T N Y P C K V S T G R H P I S M V A L S P L G A L V A C Y K G V S C S I G S N R V G I I K Q L N K G C S Y I T N Q D A D T V T I D N T V Y Q L S K V E G E Q H V I K G R P V S S S F D P I K F P E D Q P Q V A L D Q V F E N I E N S Q A L V D Q S N R I L S S A E K G N T G F I I V I I L I A V L G S S M I L V S I F I I K K T K K P T G A P P E L S G V T N N G F I P H N	87
HMPV_SC_TM_Krarup_T74LD185PD454N	MSWKVVIIFSLLI TPQHGLKESYLEESCSTITEGYLSVLR TGWYTNVFTLEVG DVENLTCSDGPSLIKTEL D L L K S A L R E L K T V S A D Q L A R E Q I E N P G S G S F V L G A I A L G V A A A A A V T A G V A I A K T I R L E S E V T A I N N A L K K T N E A V S T L G N G V R V L A T A V R E L K D F V S K N L T R A I N K N K C D I P D L K M A V S P S Q F N R R P L N V V R Q F S D N A G I T P A I S L D L M T D A E L A R A V P N M P T S A G Q I K L M L E N R A M V R R K G F G I L I G V Y G S S V I Y M V Q L P I F G V I D T P C W I V K A A P S C S E K K G N Y A C L L R E D Q G W Y C Q N A G S T V Y Y P N E K D C E T R G D H V F C D T A A G I N V A E Q S K E C N I N I S T N Y P C K V S T G R H P I S M V A L S P L G A L V A C Y K G V S C S I G S N R V G I I K Q L N K G C S Y I T N Q D A D T V T I D N T V Y Q L S K V E G E Q H V I K G R P V S S S F D P I K F P E N Q P Q V A L D Q V F E N I E N S Q A L V D Q S N R I L S S A E K G N T G F I I V I I L I A V L G S S M I L V S I F I I K K T K K P T G A P P E L S G V T N N G F I P H N	88
HMPV_SC_4M_Krarup_T74LS170LD185P	MSWKVVIIFSLLI TPQHGLKESYLEESCSTITEGYLSVLR TGWYTNVFTLEVG DVENLTCSDGPSLIKTEL D L L K S A L R E L K T V S A D Q L A R E Q I E N P G S G S F V L G A I A L G V A A A A A V T A G V A I A K T I R L E S E V T A I N N A L K K T N E A V S T L G N G V R V L A T A V R E L K D F V L K N L T R A I N K N K C D I P D L K M A V S P S Q F N R R P L N V V R Q F S D N A G I T P A I S L D L M T D A E L A R A V P N M P T S A G Q I K L M L E N R A M V R R K G F G I L I G V Y G S S V I Y M V Q L P I F G V I D T P C W I V K A A P S C S E K K G N Y A C L L R E D Q G W Y C Q N A G S T V Y Y P N E K D C E T R G D H V F C D T A A G I N V A E Q S K E C N I N I S T N Y P C K V S T G R H P I S M V A L S P L G A L V A C Y K G V S C S I G S N R V G I I K Q L N K G C S Y I T N Q D A D T V T I D N T V Y Q L S K V E G E Q H V I K G R P V S S S F D P I K F P E D Q P Q V A L D Q V F E N I E N S Q A L V D Q S N R I L S S A E K G N T G F I I V I I L I A V L G S S M I L V S I F I I K K T K K P T G A P P E L S G V T N N G F I P H N	89
HMPV_SC_5M_Krarup_T74LS170LD185PD454N	MSWKVVIIFSLLI TPQHGLKESYLEESCSTITEGYLSVLR TGWYTNVFTLEVG DVENLTCSDGPSLIKTEL D L L K S A L R E L K T V S A D Q L A R E Q I E N P G S G S F V L G A I A L G V A A A A A V T A G V A I A K T I R L E S E V T A I N N A L K K T N E A V S T L G N G V R V L A T A V R E L K D F V L K N L T R A I N K N K C D I P D L K M A V S P S Q F N R R P L N V V R Q F S D N A G I T P A I S L D L M T D A E L A R A V P N M P T S A G Q I K L M L E N R A M V R R K G F G I L I G V Y G S S V I Y M V Q L P I F G V I D T P C W I V K A A P S C S E K K G N Y A C L L R E D Q G W Y C Q N A G S T V Y Y P N E K D C E T R G D H V F C D T A A G I N V A E Q S K E C N I N I S T N Y P C K V S T G R H P I S M V A L S P L G A L V A C Y K G V S C S I G S N R V G I I K Q L N K G C S Y I T N Q D A D T V T I D N T V Y Q L S K V E G E Q H V I K G R P V S S S F D P I K F P E N Q P Q V A L D Q V F E N I E N S Q A L V D Q S N R I L S S A E K G N T G F I I V I I L I A V L G S S M I L V S I F I I K K T K K P T G A P P E L S G V T N N G F I P H N	90
HMPV_SC_DM_Krarup_E51PT74L	MSWKVVIIFSLLI TPQHGLKESYLEESCSTITEGYLSVLR TGWYTNVFTLEVG DVENLTCSDGPSLIKTEL D L L K S A L R E L K T V S A D Q L A R E Q I E N P G S G S F V L G	91

TABLE 18-continued

Human Metapneumovirus Mutant Amino Acid Sequences		SEQ ID NO:
Strain	Sequence	
	AIALGVAAAAAVTAGVAIAKTIRLES E V T A I N N A L K K T N E A V S T L G N G V R V L A T A V R E L K D F V S K N L T R A I N K N K C D I D D L K M A V S P S Q F N R R F L N V V R Q F S D N A G I T P A I S L D L M T D A E L A R A V P N M P T S A G Q I K L M L E N R A M V R R K G F G I L I G V Y G S S V I Y M V Q L P I P G V I D T P C W I V K A A P S C S E K K G N Y A C L L R E D Q G W Y C Q N A G S T V Y Y P N E K D C E T R G D H V F C D T A A G I N V A E Q S K E C N I N I S T T N Y P C K V S T G R H P I S M V A L S P L G A L V A C Y K G V S C S I G S N R V G I I K Q L N K G C S Y I T N Q D A D T V T I D N T V Y Q L S K V E G E Q H V I K G R P V S S S F D P I K F P E D Q P Q V A L D Q V F E N I E N S Q A L V D Q S N R I L S S A E K G N T G F I I V I I L I A V L G S S M I L V S I P I I I K K T K K P T G A P P E L S G V T N N G F I P H N	
HMPV_SC_TM_Krarup_E51PT74LD454N	MSWKVVIIFSLITPQHGLKESYLEESCSTITEGYLSVLRTGWYTNVFTLEVG DVENLTCSDGPSLIKTELDDLKSALRELKTVSADQLAREEQIENPGSGSFVLG AIALGVAAAAAVTAGVAIAKTIRLES E V T A I N N A L K K T N E A V S T L G N G V R V L A T A V R E L K D F V S K N L T R A I N K N K C D I D D L K M A V S P S Q F N R R F L N V V R Q F S D N A G I T P A I S L D L M T D A E L A R A V P N M P T S A G Q I K L M L E N R A M V R R K G F G I L I G V Y G S S V I Y M V Q L P I P G V I D T P C W I V K A A P S C S E K K G N Y A C L L R E D Q G W Y C Q N A G S T V Y Y P N E K D C E T R G D H V F C D T A A G I N V A E Q S K E C N I N I S T T N Y P C K V S T G R H P I S M V A L S P L G A L V A C Y K G V S C S I G S N R V G I I K Q L N K G C S Y I T N Q D A D T V T I D N T V Y Q L S K V E G E Q H V I K G R P V S S S F D P I K F P E D Q P Q V A L D Q V F E N I E N S Q A L V D Q S N R I L S S A E K G N T G F I I V I I L I A V L G S S M I L V S I P I I I K K T K K P T G A P P E L S G V T N N G F I P H N	92
HMPV_SC_StabilizeAlpha_T74L	MSWKVVIIFSLITPQHGLKESYLEESCSTITEGYLSVLRTGWYTNVFTLEVG DVENLTCSDGPSLIKTELDDLKSALRELKTVSADQLAREEQIENPGSGSFVLG AIALGVAAAAAVTAGVAIAKTIRLES E V T A I N N A L K K T N E A V S T L G N G V R V L A T A V R E L K D F V S K N L T R A I N K N K C D I D D L K M A V S P S Q F N R R F L N V V R Q F S D N A G I T P A I S L D L M T D A E L A R A V P N M P T S A G Q I K L M L E N R A M V R R K G F G I L I G V Y G S S V I Y M V Q L P I P G V I D T P C W I V K A A P S C S E K K G N Y A C L L R E D Q G W Y C Q N A G S T V Y Y P N E K D C E T R G D H V F C D T A A G I N V A E Q S K E C N I N I S T T N Y P C K V S T G R H P I S M V A L S P L G A L V A C Y K G V S C S I G S N R V G I I K Q L N K G C S Y I T N Q D A D T V T I D N T V Y Q L S K V E G E Q H V I K G R P V S S S F D P I K F P E D Q P Q V A L D Q V F E N I E N S Q A L V D Q S N R I L S S A E K G N T G F I I V I I L I A V L G S S M I L V S I P I I I K K T K K P T G A P P E L S G V T N N G F I P H N	93
HMPV_SC_StabilizeAlpha_V55L	MSWKVVIIFSLITPQHGLKESYLEESCSTITEGYLSVLRTGWYTNVFTLEVG DVENLTCSDGPSLIKTELDDLKSALRELKTVSADQLAREEQIENPGSGSFVLG AIALGVAAAAAVTAGVAIAKTIRLES E V T A I N N A L K K T N E A V S T L G N G V R V L A T A V R E L K D F V S K N L T R A I N K N K C D I D D L K M A V S P S Q F N R R F L N V V R Q F S D N A G I T P A I S L D L M T D A E L A R A V P N M P T S A G Q I K L M L E N R A M V R R K G F G I L I G V Y G S S V I Y M V Q L P I P G V I D T P C W I V K A A P S C S E K K G N Y A C L L R E D Q G W Y C Q N A G S T V Y Y P N E K D C E T R G D H V F C D T A A G I N V A E Q S K E C N I N I S T T N Y P C K V S T G R H P I S M V A L S P L G A L V A C Y K G V S C S I G S N R V G I I K Q L N K G C S Y I T N Q D A D T V T I D N T V Y Q L S K V E G E Q H V I K G R P V S S S F D P I K F P E D Q P Q V A L D Q V F E N I E N S Q A L V D Q S N R I L S S A E K G N T G F I I V I I L I A V L G S S M I L V S I P I I I K K T K K P T G A P P E L S G V T N N G F I P H N	94
HMPV_SC_StabilizeAlpha_S170L	MSWKVVIIFSLITPQHGLKESYLEESCSTITEGYLSVLRTGWYTNVFTLEVG DVENLTCSDGPSLIKTELDDLKSALRELKTVSADQLAREEQIENPGSGSFVLG AIALGVAAAAAVTAGVAIAKTIRLES E V T A I N N A L K K T N E A V S T L G N G V R V L A T A V R E L K D F V S K N L T R A I N K N K C D I D D L K M A V S P S Q F N R R F L N V V R Q F S D N A G I T P A I S L D L M T D A E L A R A V P N M P T S A G Q I K L M L E N R A M V R R K G F G I L I G V Y G S S V I Y M V Q L P I P G V I D T P C W I V K A A P S C S E K K G N Y A C L L R E D Q G W Y C Q N A G S T V Y Y P N E K D C E T R G D H V F C D T A A G I N V A E Q S K E C N I N I S T T N Y P C K V S T G R H P I S M V A L S P L G A L V A C Y K G V S C S I G S N R V G I I K Q L N K G C S Y I T N Q D A D T V T I D N T V Y Q L S K V E G E Q H V I K G R P V S S S F D P I K F P E D Q P Q V A L D Q V F E N I E N S Q A L V D Q S N R I L S S A E K G N T G F I I V I I L I A V L G S S M I L V S I P I I I K K T K K P T G A P P E L S G V T N N G F I P H N	95
HMPV_SC_StabilizeAlpha_T174W	MSWKVVIIFSLITPQHGLKESYLEESCSTITEGYLSVLRTGWYTNVFTLEVG DVENLTCSDGPSLIKTELDDLKSALRELKTVSADQLAREEQIENPGSGSFVLG AIALGVAAAAAVTAGVAIAKTIRLES E V T A I N N A L K K T N E A V S T L G N G V R V L A T A V R E L K D F V S K N L W R A I N K N K C D I D D L K M A V S P S Q F N R R F L N V V R Q F S D N A G I T P A I S L D L M T D A E L A R A V P N M P T S A G Q I K L M L E N R A M V R R K G F G I L I G V Y G S S V I Y M V Q L P I P G V I D T P C W I V K A A P S C S E K K G N Y A C L L R E D Q G W Y C Q N A G S T V Y Y P N E K D C E T R G D H V F C D T A A G I N V A E Q S K E C N I N I S T T N Y P C K V S T G R H P I S M V A L S P L G A L V A C Y K G V S C S I G S N R V G I I K Q L N K G C S Y I T N Q D A D T V T I D N T V Y Q L S K V E G E Q H V I K G R P V S S S F D P I K F P E D Q P Q V A L D Q V F E N I E N S Q A L V D Q S N R I L S S A E K G N T G F I I V I I L I A V L G S S M I L V S I P I I I K K T K K P T G A P P E L S G V T N N G F I P H N	96
HMPV_SC_4M_StabilizeAlpha_V55LT74LS170LT174W	MSWKVVIIFSLITPQHGLKESYLEESCSTITEGYLSVLRTGWYTNVFTLEVG DVENLTCSDGPSLIKTELDDLKSALRELKTVSADQLAREEQIENPGSGSFVLG AIALGVAAAAAVTAGVAIAKTIRLES E V T A I N N A L K K T N E A V S T L G N G V R V L A T A V R E L K D F V S K N L W R A I N K N K C D I D D L K M A V S P S Q F N R R F L N V V R Q F S D N A G I T P A I S L D L M T D A E L A R A V P N M P T S A G Q I K L M L E N R A M V R R K G F G I L I G V Y G S S V I Y M V Q L P I P G V I D T P C W I V K A A P S C S E K K G N Y A C L L R E D Q G W Y C Q N A G S T V Y Y P N E K D C E T R G D H V F C D T A A G I N V A E Q S K E C N I N I S T T N Y P C K V S T G R H P I S M V A L S P L G A L V A C Y K G V S C S I G S N R V G I I K Q L N K G C S Y I T N Q D A D T V T I D N T V Y Q L S K V E G E Q H V I K G R P V S S S F D P I K F P E D Q P Q V A L D Q V F E N I E N S Q A L V D Q S N R I L S S A E K G N T G F I I V I I L I A V L G S S M I L V S I P I I I K K T K K P T G A P P E L S G V T N N G F I P H N	97

TABLE 18-continued

Human Metapneumovirus Mutant Amino Acid Sequences		SEQ ID NO:
Strain	Sequence	
	DNAGITPAISLDLMTDAELARAVPNMPTSAGQIKLMLLENRAMVRRKGFGLI GVYSSVIYMQVLPFIGVIDTPCWIVKAAPSCSEKKNYACLLREDQGWYC QNAGSTVYYPNEKDCETRGDHFVCDTAAGINVAEQSKECNINISTTNYPC VSTGRHPI SMVALSPLGALVACYKGVSCSISGNRVGIIKQLNKGCSYITNQD ADTVTIDNTVYQLSKVEGEQHVIGRVPVSSSPDPKFPEDQFQVALDQVFN ENSQALVDQSNRILSSAEKQNTGFIIVILIAVLGSSMILVSIIFIIKKTKKP TGAPPELSTGVTNNGFIPHN	
HMPV_ProlineStab_E51P	MSWKVVIIFSLITPQHGLKESYLEESCSTITEGYLSVLRGTGWTNVFTLEVG DVENLTCSDGPSLIKTELDLTKSALRELKTVSADQLAREEQIENPGSGSFVLG AIALGVAAAAVTAGVAIAKTRLES E V T A I N N A L K K T N E A V S T L G N G V R V LATAVRELKDFVSKNLTRAINKKCDIDDLKMAVSFSQFNRRFLNVVRQFS DNAGITPAISLDLMTDAELARAVPNMPTSAGQIKLMLLENRAMVRRKGFGLI GVYSSVIYMQVLPFIGVIDTPCWIVKAAPSCSEKKNYACLLREDQGWYC QNAGSTVYYPNEKDCETRGDHFVCDTAAGINVAEQSKECNINISTTNYPC VSTGRHPI SMVALSPLGALVACYKGVSCSISGNRVGIIKQLNKGCSYITNQD ADTVTIDNTVYQLSKVEGEQHVIGRVPVSSSPDPKFPEDQFQVALDQVFN ENSQALVDQSNRILSSAEKQNTGFIIVILIAVLGSSMILVSIIFIIKKTKKP TGAPPELSTGVTNNGFIPHN	98
HMPV_ProlineStab_D185P	MSWKVVIIFSLITPQHGLKESYLEESCSTITEGYLSVLRGTGWTNVFTLEVG DVENLTCSDGPSLIKTELDLTKSALRELKTVSADQLAREEQIENPGSGSFVLG AIALGVAAAAVTAGVAIAKTRLES E V T A I N N A L K K T N E A V S T L G N G V R V LATAVRELKDFVSKNLTRAINKKCDIDDLKMAVSFSQFNRRFLNVVRQFS DNAGITPAISLDLMTDAELARAVPNMPTSAGQIKLMLLENRAMVRRKGFGLI GVYSSVIYMQVLPFIGVIDTPCWIVKAAPSCSEKKNYACLLREDQGWYC QNAGSTVYYPNEKDCETRGDHFVCDTAAGINVAEQSKECNINISTTNYPC VSTGRHPI SMVALSPLGALVACYKGVSCSISGNRVGIIKQLNKGCSYITNQD ADTVTIDNTVYQLSKVEGEQHVIGRVPVSSSPDPKFPEDQFQVALDQVFN ENSQALVDQSNRILSSAEKQNTGFIIVILIAVLGSSMILVSIIFIIKKTKKP TGAPPELSTGVTNNGFIPHN	99
HMPV_ProlineStab_D183P	MSWKVVIIFSLITPQHGLKESYLEESCSTITEGYLSVLRGTGWTNVFTLEVG DVENLTCSDGPSLIKTELDLTKSALRELKTVSADQLAREEQIENPGSGSFVLG AIALGVAAAAVTAGVAIAKTRLES E V T A I N N A L K K T N E A V S T L G N G V R V LATAVRELKDFVSKNLTRAINKKCDIDDLKMAVSFSQFNRRFLNVVRQFS DNAGITPAISLDLMTDAELARAVPNMPTSAGQIKLMLLENRAMVRRKGFGLI GVYSSVIYMQVLPFIGVIDTPCWIVKAAPSCSEKKNYACLLREDQGWYC QNAGSTVYYPNEKDCETRGDHFVCDTAAGINVAEQSKECNINISTTNYPC VSTGRHPI SMVALSPLGALVACYKGVSCSISGNRVGIIKQLNKGCSYITNQD ADTVTIDNTVYQLSKVEGEQHVIGRVPVSSSPDPKFPEDQFQVALDQVFN ENSQALVDQSNRILSSAEKQNTGFIIVILIAVLGSSMILVSIIFIIKKTKKP TGAPPELSTGVTNNGFIPHN	100
HMPV_ProlineStab_E131P	MSWKVVIIFSLITPQHGLKESYLEESCSTITEGYLSVLRGTGWTNVFTLEVG DVENLTCSDGPSLIKTELDLTKSALRELKTVSADQLAREEQIENPGSGSFVLG AIALGVAAAAVTAGVAIAKTRLES E V T A I N N A L K K T N E A V S T L G N G V R V LATAVRELKDFVSKNLTRAINKKCDIDDLKMAVSFSQFNRRFLNVVRQFS DNAGITPAISLDLMTDAELARAVPNMPTSAGQIKLMLLENRAMVRRKGFGLI GVYSSVIYMQVLPFIGVIDTPCWIVKAAPSCSEKKNYACLLREDQGWYC QNAGSTVYYPNEKDCETRGDHFVCDTAAGINVAEQSKECNINISTTNYPC VSTGRHPI SMVALSPLGALVACYKGVSCSISGNRVGIIKQLNKGCSYITNQD ADTVTIDNTVYQLSKVEGEQHVIGRVPVSSSPDPKFPEDQFQVALDQVFN ENSQALVDQSNRILSSAEKQNTGFIIVILIAVLGSSMILVSIIFIIKKTKKP TGAPPELSTGVTNNGFIPHN	101
HMPV_ProlineStab_D447P	MSWKVVIIFSLITPQHGLKESYLEESCSTITEGYLSVLRGTGWTNVFTLEVG DVENLTCSDGPSLIKTELDLTKSALRELKTVSADQLAREEQIENPGSGSFVLG AIALGVAAAAVTAGVAIAKTRLES E V T A I N N A L K K T N E A V S T L G N G V R V LATAVRELKDFVSKNLTRAINKKCDIDDLKMAVSFSQFNRRFLNVVRQFS DNAGITPAISLDLMTDAELARAVPNMPTSAGQIKLMLLENRAMVRRKGFGLI GVYSSVIYMQVLPFIGVIDTPCWIVKAAPSCSEKKNYACLLREDQGWYC QNAGSTVYYPNEKDCETRGDHFVCDTAAGINVAEQSKECNINISTTNYPC VSTGRHPI SMVALSPLGALVACYKGVSCSISGNRVGIIKQLNKGCSYITNQD ADTVTIDNTVYQLSKVEGEQHVIGRVPVSSSPDPKFPEDQFQVALDQVFN ENSQALVDQSNRILSSAEKQNTGFIIVILIAVLGSSMILVSIIFIIKKTKKP TGAPPELSTGVTNNGFIPHN	102
HMPV_TramerRepulsionD454N	MSWKVVIIFSLITPQHGLKESYLEESCSTITEGYLSVLRGTGWTNVFTLEVG DVENLTCSDGPSLIKTELDLTKSALRELKTVSADQLAREEQIENPGSGSFVLG AIALGVAAAAVTAGVAIAKTRLES E V T A I N N A L K K T N E A V S T L G N G V R V LATAVRELKDFVSKNLTRAINKKCDIDDLKMAVSFSQFNRRFLNVVRQFS DNAGITPAISLDLMTDAELARAVPNMPTSAGQIKLMLLENRAMVRRKGFGLI GVYSSVIYMQVLPFIGVIDTPCWIVKAAPSCSEKKNYACLLREDQGWYC	103

TABLE 18-continued

Human Metapneumovirus Mutant Amino Acid Sequences		
Strain	Sequence	SEQ ID NO:
	QNAGSTVYYYPNEKDCETRGDHFVCDTAAGINVAEQSKECNINISTTNYPC VSTGRHPI SMVALSPLGALVACYKGVSCSISGNRVGIKQLNKGC SYITNQD ADTVTIDNTVYQLSKVEGEQHVIGRPFVSSSPDPKFPENQFQVALDQVFENI ENSQLVDQSNRILSSAEKGNTEGFIIVILIAVLGSSMILVSIPIIKKTKKP TGAPPELPGVTNNGFIPHN	
HMPV_TramerRepulsionE453N	MSWKVVIIFSLIIPQHLKESYLEESCSTITEGYLSVLRGTWYTNVPTLEVG DVENLTCSDGPSLIKTELDLTKSALRELKTVSADQLAREEQIENPGSGSFVLG AIALGVAAA AVTAGVAIAKTRILESEVTAINNALKKTNEAVSTLGNVVRV LATAVRELKDFVSKNLTRAIKKNKCDIDDLKMAVSPSQPNRRFLNVVRQFS DNAGITPAISLDLMTDAELARAVPNMPTSAQGIKLMLENRAMVRRKGFGLI GVYSSVIYMQLPFIGVIDTPCWIVKAAPSCSEKKNYACLLREDQGWYC QNAGSTVYYYPNEKDCETRGDHFVCDTAAGINVAEQSKECNINISTTNYPC VSTGRHPI SMVALSPLGALVACYKGVSCSISGNRVGIKQLNKGC SYITNQD ADTVTIDNTVYQLSKVEGEQHVIGRPFVSSSPDPKFPQDQFQVALDQVFENI ENSQLVDQSNRILSSAEKGNTEGFIIVILIAVLGSSMILVSIPIIKKTKKP TGAPPELPGVTNNGFIPHN	104
HMPV_StabilizeAlphaF196W	MSWKVVIIFSLIIPQHLKESYLEESCSTITEGYLSVLRGTWYTNVPTLEVG DVENLTCSDGPSLIKTELDLTKSALRELKTVSADQLAREEQIENPGSGSFVLG AIALGVAAA AVTAGVAIAKTRILESEVTAINNALKKTNEAVSTLGNVVRV LATAVRELKDFVSKNLTRAIKKNKCDIDDLKMAVSPSQPNRRFLNVVRQFS DNAGITPAISLDLMTDAELARAVPNMPTSAQGIKLMLENRAMVRRKGFGLI GVYSSVIYMQLPFIGVIDTPCWIVKAAPSCSEKKNYACLLREDQGWYC QNAGSTVYYYPNEKDCETRGDHFVCDTAAGINVAEQSKECNINISTTNYPC VSTGRHPI SMVALSPLGALVACYKGVSCSISGNRVGIKQLNKGC SYITNQD ADTVTIDNTVYQLSKVEGEQHVIGRPFVSSSPDPKFPEDQFQVALDQVFENI ENSQLVDQSNRILSSAEKGNTEGFIIVILIAVLGSSMILVSIPIIKKTKKP TGAPPELPGVTNNGFIPHN	105

TABLE 19

Human Metapneumovirus Mutant Nucleic Acid Sequences		
Strain	Nucleic Acid Sequence	SEQ ID NO:
HMPV_SC_DSCAV1_4MMV	ATGAGCTGGAAGGTGGTCATCATCTTCAGCCTGCTGATCA CACCTCAGCACGGCCTGAAAGAGAGCTACCTGGAAGAGT CCTGCAGCACCATCACAGAGGGCTACCTGCTGTGCTGAG AACCGGCTGGTACACCAACGTGTTCACACTGGAAGTGGC GACGTGCGAATCTGACATGCTCTGATGGCCCTAGCCTGA TCAAGACCGAGCTGGATCTGACCAAGAGCGCCCTGAGAG AACTCAAGACCGTGTCTGCCGATCAGCTGGCCAGAGAGGA ACAGATCGAAGATCCTGGCAGCGGCAGCTTTGTGCTGGGA GCCATTGCTCTGGAGTGGCTGCTGCTGCAGCTGTTACAG CAGCGTGGCCATCTGCAAGACCATCAGACTGGAAGCG AAGTGACCGCCATCAACAACGCCCTGAAGAAGACAAACG AGGCCGTCAGCACACTCGGCAATGGCGTTAGAGTGTGGC CTTGGCGTGGCGAGCTGAAGGACTTCGTGTCCAAGAAC CTGACACGGCCCTGAACAAGAACAAGTGCACATCGAC GACCTGAAGATGGCCGTGCTCTTAGCCAGTTCAACCGG GGTTCTGAACGTGCTGGCGAGTTTAGCGACACCGCGG AATCACACCAGCCATCAGCCTGGACCTGATGACAGATGCT GAGCTGGCTAGAGCCGTGCCTAACATGCCTACATCTGCCG GCCAGATCAAGCTGATGCTCGAGAATAGAGCCATGGTCCG ACGGAAGGCTTCGGCATTCTGTGTGGCGTGTACGGCAGC AGCGTGATCTATATGGTGCAGCTGCCTATCTTCGGCGTGA TCGACACACCCCTGCTGGATTGTGAAGGCGCTCCTAGCTG TAGCGAGAAGAAGGGCAATTACGCCTGCCTGTGAGAGA GGACCAAGGCTGGTATTGTGAGAAGCGCGGACGACCGTG TACTACCTAACGAGAGGACTGCGAGACAAGAGGCGAC CACGTGTTCTGTGATACCGCCGCTGGAAATCAATGTGGCCG AGCAGAGCAAGAGTGCAACATCAACATCAGCACCCACCA ACTATCCCTGCAAGGTGTCACCGGACAGGACCCCTATTTC TATGGTGGCTCTGCTCCTCTGGGAGCCCTGGTGGCTTGTT ATAAGGGCGTCTCTGTAGCATCGGCAGCAACAGAGTGG GCATCATCAAGCAGCTGAA CAAGGGCTGCAGCTACATCAC CAACCAGGACCGGATACCGTGACCATCGACAACACCGTG TATCAGCTGAGCAAGGTGGAAGGCGAACAGCACGTGATC AAGGGCAGACCTGTGTCAGCAGCTTCGACCCATCAAGT	106

TABLE 19-continued

Strain	Nucleic Acid Sequence	SEQ ID NO:
HMPV_SC_DSTRIC_4MMV	<p>TCCTGAGGATCAGTTCAACGTGGCCCTGGACCAGGTGTT CGAGACATCGAGAATCCAGGCTCTGGTGGACCAGTCC AACAGAATCCTGTCTAGCGCCGAGAAGGGAAACCCGGC TTCATCATCGTGATCATCTGATCGCCGTGCTGGGCAGCTC CATGATCCTGGTGTCCATCTTCATCATTATCAAGAGACC AAGAAGCCCACCGGCGCTCTCCAGAACTGAGCGGAGTG ACCAACAAATGGCTTCATCCCTCACAAC</p> <p>ATGAGCTGGAAGGTGGTCAATCTTCAGCCTGCTGATCA CACCTCAGCACGGCCGAAAAGAGAGCTACCTGGAAGAGT CCTGCAGCACCATCACAGAGGGTACCTGTCTGTGCTGAG AACCGGCTGGTACACCAACGTGTTACACTGGAAGTGGGC GACGTCGAGAATCTGACATGCTCTGATGGCCCTAGCCTGA TCAAGACCGAGCTGGATCTGCTCAAGAGCGCCCTGAGAG AACTCAAGACCGTGTCTGCCGATCAGCTGGCCAGAGAGGA ACAGATCGAGAATCCTGGCAGCGGCAGCTTTGTGCTGGGA GCCATTGCTCTTGGAGTGGCTGCTGTCAGCTGTTCAG CAGGCGTGGCCATCTGCAAGACCATCAGACTGGAAAGCG AAGTGACCCGCCATCAACAACGCCCTGAAGAAGACAAACG AGGCCGTCAGCACACTCGGCAATGGCGT TAGAGTGTGGC CACAGCCGTGCGCGAGCTGAAGGACTTCGTGTCCAAGAAC CTGACACGGGCATTAAACAAGAACAAGTGCACATCGAC GACCTGAAGATGGCCGTCTCTTAGCCAGTTCAACCGGC GGTTCGTAACGTCGTGCGGCAGTTTAGCGACAACCGCGG AATCACACCAGCCATCAGCCTGGACCTGATGACAGATGCT GAGCTGGCTAGAGCCGTGCCTAACATGCCTACATCTGCCG GCCAGATCAAGCTGATGCTCGAGAATAGAGCCATGGTCCG ACGGAAGGGCTTCGGCATTCTGTGTGGCGTGTACGGCAGC AGCGTGATCTATATGGTGCAGCTGCCTATCTTCGGCGTGA TCGACACACCCCTGCTGGATTGTGAAGGCCGCTCCTAGCTG TAGCGAGAAGAAGGGCAATTACGCCTGCCTGCTGAGAGA GGACCAAGGCTGGTATTTGTGAGAACCGCCGAGCAGCCGTG TACTACCTTAACGAGAAGGACTGCGAGACAAGAGCGGAC CACGTGTTCTGTGATACCGCCGCTGGAATCAATGTGGCCG AGCAGAGCAAGAGTGCACATCAACATCAGCACCAACA ACTATCCCTGCAAGGTGTCACCGGCAGGCACCCATTTC TATGGTGGCTCTGTCTCCTCTGGGAGCCCTGGTGGCTTGT ATAAGGGCGTGTCTCTGTAGCATCGGCAGCAACAGAGTGG GCATCATCAAGCAGCTGAACAAGGGCTGCAGCTACATCAC CAACCAGGACGCGGATACCGTGACCTCGACAACACCGTG TATCAGCTGAGCAAGGTGGAAGGCGAACAGCAGCTGATC AAGGGCAGACCTGTGTCCAGCAGCTTCGACCCATCAAGT TCCTGAGCACCAAGTGGCATGTGGCCCTGGACCAGGTGTT CGAGAACATCGAGAATCCAGGCTCTGGTGGACCAGTCC AACAGAATCCTGTCTAGCGCCGAGAAGGGAAACCCGGC TTCATCATCGTGATCATCTGATCGCCGTGCTGGGCAGCTC CATGATCCTGGTGTCCATCTTCATCATTATCAAGAGACC AAGAAGCCCACCGGCGCTCTCCAGAACTGAGCGGAGTG ACCAACAAATGGCTTCATCCCTCACAAC</p>	107
HMPV_SC_DM_Krazup_T74LD185P	<p>ATGAGCTGGAAGGTGGTCAATCTTCAGCCTGCTGATCA CACCTCAGCACGGCCGAAAAGAGAGCTACCTGGAAGAGT CCTGCAGCACCATCACAGAGGGTACCTGTCTGTGCTGAG AACCGGCTGGTACACCAACGTGTTACACTGGAAGTGGGC GACGTCGAGAATCTGACATGCTCTGATGGCCCTAGCCTGA TCAAGACCGAGCTGGATCTGCTCAAGAGCGCCCTGAGAGA ACTCAAGACCGTGTCTGCCGATCAGCTGGCCAGAGAGGAA CAGATCGAGAATCCTGGCAGCGGCAGCTTTGTGCTGGGAG CCATTGCTCTTGGAGTGGCTGCTGTCAGCTGTTCAGC AGGCGTGGCCATCGCTAAGACCATCAGACTGGAAGCGA AGTGACCGCCATCAACAACGCCCTGAAGAAGACAAACGA GGCCGTGAGCACACTCGGCAATGGCGTTAGAGTGTGGCC ACAGCCGTGCGCGAGCTGAAGGACTTCGTGTCCAAGAAC TGACACGGGCCATTAAACAAGAACAAGTGCACATCCCTGA CCTGAAGATGGCCGTCTCTTAGCCAGTTCAACCGCGG TTTCTGAACGTCGTGCGGCAGTTTAGCGACAACCGCGGAA TCACACCAGCCATCAGCCTGGACCTGATGACAGATGCTGA GCTGGCTAGAGCCGTGCTAACATGCCTACATCTGCCGGC CAGATCAAGCTGATGCTCGAGAATAGAGCCATGGTCCGAC GGAAGGCTTCGGCATCTGATTGGCGTGTACGGCAGCAG CGTGATCTATATGGTGCAGCTGCCTATCTTCGGCGTGTACG ACACACCCCTGCTGGATTGTGAAGGCCGCTCCTAGCTGTAG CGAGAAGAAGGGCAATTACGCCTGCCTGCTGAGAGAGGA CCAAGGCTGGTATTGTGAGAACCGCCGCGAGCAGCCGTGAC TACCCTAACGAGAAGGACTGCGAGACAGAGGGCGACCAC GTGTTCTGTGATACCGCCGCTGGAATCAATGTGGCCGAGC AGAGCAAGAGTGCACATCAACATCAGCACCCCAACT</p>	108

TABLE 19-continued

Strain	Nucleic Acid Sequence	SEQ ID NO:
HMPV_SC_TM_Krarup_T74LD185PD454N	<p>ATCCCTGCAAGGTGTCCACCGGCAGGCACCCTATTTCTAT GGTGGCTCTGTCTCCTCTGGGAGCCCTGGTGGCTTGTATA AGGGCGTGTCTGTAGCATCGGCAGCAACAGAGTGGGCAT CATCAAGCAGCTGAACAAGGGCTGCAGCTACATCACCAC CAGGACGCCGATACCGTGACCATCGACAACACCGTGTATC AGCTGAGCAAGGTGGAAGGCGAACAGCACCGTGTCAAGG GCAGACCTGTGTCCAGCAGCTTCGACCCTATCAAGTTCCC TGAGGATCAGTTCCAGGTGGCCCTGGACCAGGTGTTTCGAG AACATCGAGAATTTCCAGGCTCTGGTGGACCAGTCCAACA GAATCCTGTCTAGCGCCGAGAAGGAAACACCGGCTTCAT CATCGTGATCATCCTGATCGCCGTGCTGGGCAGCTCCATG ATCCTGGTGTCCATTTTCATCATTATCAAGAAGCAAGA AGCCACCGGCGCTCCTCCAGAACTGAGCGGAGTGACCAA CAATGGCTTCATCCCTCACAC</p>	109
HMPV_SC_4M_Krarup_T74LS170LD185P	<p>ATGAGCTGGAAGGTGGTCATCATCTTCAGCCTGCTGATCA CACCTCAGCACGGCCTGAAAGAGAGCTACCTGGAAGAGT CCTGCAGCACCATCACAGAGGGCTACCTGTCTGTGCTGAG AACCGCTGGTACACCAACGTGTTCAACTGGAAGTGGGC GACGTCGAGAATCTGACATGCTCTGATGGCCCTAGCCTGA TCAAGACCGAGCTGGATCTGCTCAAGAGCGCCCTGAGAGA ACTCAAGACCGTGTCTGCCGATCAGCTGGCCAGAGAGGAA CAGATCGAGAATCCTGGCAGCGGCAGCTTTGTGCTGGGAG CCATTGCTCTTGGAGTGGCTGTGCTGCAGCTGTTACAGC AGGCGTGGCCATCGCTAAGACCATCAGACTGGAAGCGA AGTGACCGCCATCAACAACGCCCTGAAGAAGCAAACGA GGCCGTGAGCAGCTCGCAATGGCGTTAGAGTGTGGCC ACAGCCGTGGCGAGCTGAAGGACTTCGTGTTCAAGAACC TGACACGGGCCATTAACAAGAAACAAGTGGCAGCATCCCTGA CCTGAAGATGGCCGTGCTTTAGCCAGTTCAACCGGCGG TTTCTGAACGTGCTGGCCAGTTTAGCGACAACGCGGAA TCACACCGCCATCAGCCTGGACCTGATGACAGATGCTGA GCTGGCTAGAGCCGTGCCTAACATGCCTACATCTGCCGGC CAGATCAAGCTGATGCTCGAGAATAGAGCCATGGTCCGAC GGAAGGCTTCGGCATTCTGATTGGCGTGTACGGCAGCAG CGTGATCTATATGGTGCAGCTGCCTATCTTCGGCGTGATCG ACACACCCTGCTGGATTGTGAAGGCGGCTCCTAGCTGTAG CGAGAGAGGGGAATTACGCCTGCCTGCTGAGAGAGGA CCAAGGCTGGTATTGTGAGAAGCGCCGAGCACCCTGTAC TACCCTAACGAGAAGGACTGCGAGACAAGAGGCGACAC GTGTTCTGTGATACCGCGCTGGAATCAATGTGGCCGAGC AGAGCAAAGAGTGCAACATCAACATCAGCACCACCAACT ATCCCTGCAAGGTGTCCACCGGCAGGCACCCTATTTCTAT GGTGGCTCTGTCTCCTCTGGGAGCCCTGGTGGCTTGTATA AGGGCGTGTCTGTAGCATCGGCAGCAACAGAGTGGGCAT CATCAAGCAGCTGAACAAGGGCTGCAGCTACATCACCAC CAGGACGCCGATACCGTGACCATCGACAACACCGTGTATC AGCTGAGCAAGGTGGAAGGCGAACAGCACCGTGTCAAGG GCAGACCTGTGTCCAGCAGCTTCGACCCTATCAAGTTCCC TGAGAACAGTTCAGGTGGCCCTGGACCAGGTGTTTCGAG AACATCGAGAATTTCCAGGCTCTGGTGGACCAGTCCAACA GAATCCTGTCTAGCGCCGAGAAGGAAACACCGGCTTCAT CATCGTGATCATCCTGATCGCCGTGCTGGGCAGCTCCATG ATCCTGGTGTCCATTTTCATCATTATCAAGAAGCAAGA AGCCACCGGCGCTCCTCCAGAACTGAGCGGAGTGACCAA CAATGGCTTCATCCCTCACAC</p>	110

TABLE 19-continued

Strain	Nucleic Acid Sequence	SEQ ID NO:
HMPV_SC_5M_Krarup_T74LS170LD185PD454N	<p>CGTGATCTATATGGTGCAGCTGCCTATCTTCGGCGTGATCG ACACACCCTGCTGGATTGTGAAGGCCGCTCCTAGCTGTAG CGAGAAGAAGGGCAATTACGCCCTGCCTGCTGAGAGAGGA CCAAGGCTGGTATTGTCAGAACGCCGGCAGCACCGTGATC TACCCTAACGAGAAGGACTGCGAGACAAGAGGCGACCAC GTGTTCTGTGATACCGCCGCTGGAATCAATGTGGCCGAGC AGAGCAAAGAGTGCAACATCAACATCAGCACCCCAACT ATCCCTGCAAGGTGTCCACCGGCAGGCACCCCTATTTCTAT GGTGGCTCTGTCTCCTCTGGGAGCCCTGGTGGCTTGTATA AGGGCGTGTCCGTAGCATCGGCAGCAACAGAGTGGGCAT CATCAAGCAGCTGAACAAGGGCTGCAGCTACATCACCAC CAGGACGCCGATACCGTGACCATCGACAACACCGTGTATC AGCTGAGCAAGGTGGAAGGCGAACAGCACGTGATCAAGG GCAGACCTGTGTCAGCAGCTTCGACCCATCAAGTTCCC TGAGGATCAGTTCAGGTGGCCCTGGACCAGGTGTTCCGAG AACATCGAGAATCCCAGGCTCTGGTGGACCAGTCCAACA GAATCCTGTCTAGCGCCGAGAAGGGAAACACCGGCTTCAT CATCGTGATCATCCTGATCGCCGTGCTGGGCAGCTCCATG ATCCTGGTGTCCATCTTCATCATTATCAAGAAGACCAAGA AGCCACCGGCGCTCCTCCAGAACTGAGCGGAGTGACCAA CAATGGCTTCATCCCTCACAA</p>	111
HMPV_SC_DM_Krarup_E51PT74L	<p>ATGAGCTGGAAGGTGGTTCATCATCTTCAGCCTGCTGATCA CACCTCAGCACCGCCGTAAGAGAGGCTACCTGGAAGAGT CCTGCAGCACCATCAAGAGGGCTACCTGTCTGTGCTGAG AACCGGCTGGTACACCAACGTGTTACACTGCCTGTGGGC GACGTCGAGAATCTGACATGCTCTGATGGCCCTAGCCTGA TCAAGACCGAGCTGGATCTGCTCAAGAGCGCCCTGAGAGA ACTCAAGACCGTGTCTGCCGATCAGCTGGCCAGAGAGGAA CAGATCGAGAATCCTGGCAGCGGCAGCTTTGTGCTGGGAG CCATTGCTCTTGGAGTGGCTGCTGCTGCAGCTGTACAGC AGGCGTGGCCATCGTAAGACCATCAGACTGGAAGCGA AGTGACCGCCATCAACAACGCCCTGAAGAAGACAAACGA GGCCGTGAGCACACTCGGCAATGGCGTTAGAGTGTGGCC ACAGCCGTGCGCGAGCTGAAGGACTTCGTGCTTAAGAACC TGACACGGGCCATTAACAAGAACAAGTGCAGACATCCCTGA CCTGAAGATGGCCGTGCTTTAGCCAGTTCAACCGGCGG TTTCTGAACGTCGTGCGGCAGTTTAGCGACAACGCGGAA TCACACAGCCATCAGCCTGGACCTGATGACAGATGCTGA GCTGGCTAGAGCCGTGCCTAACATGCCTACATCTGCCGGC CAGATCAAGCTGATGCTCGAGAATAGAGCCATGGTCCGAC GGAAGGCTTCGGCATTCTGATTGGCGGTGTACGGCAGCAG CGTGATCTATATGGTGCAGCTGCCTATCTTCGGCGTGATCG ACACACCCTGCTGGATTGTGAAGGCCGCTCCTAGCTGTAG CGAGAAGAAGGGCAATTACGCCCTGCCTGCTGAGAGAGGA CCAAGGCTGGTATTGTCAGAACGCCGGCAGCACCGTGATC TACCCTAACGAGAAGGACTGCGAGACAAGAGGCGACCAC GTGTTCTGTGATACCGCCGCTGGAATCAATGTGGCCGAGC AGAGCAAAGAGTGCAACATCAACATCAGCACCCCAACT ATCCCTGCAAGGTGTCCACCGGCAGGCACCCCTATTTCTAT GGTGGCTCTGTCTCCTCTGGGAGCCCTGGTGGCTTGTATA AGGGCGTGTCCGTAGCATCGGCAGCAACAGAGTGGGCAT CATCAAGCAGCTGAACAAGGGCTGCAGCTACATCACCAC CAGGACGCCGATACCGTGACCATCGACAACACCGTGTATC AGCTGAGCAAGGTGGAAGGCGAACAGCACGTGATCAAGG GCAGACCTGTGTCAGCAGCTTCGACCCATCAAGTTCCC TGAGAACCAGTTCAGGTGGCCCTGGACCAGGTGTTCCGAG AACATCGAGAATCCCAGGCTCTGGTGGACCAGTCCAACA GAATCCTGTCTAGCGCCGAGAAGGGAAACACCGGCTTCAT CATCGTGATCATCCTGATCGCCGTGCTGGGCAGCTCCATG ATCCTGGTGTCCATCTTCATCATTATCAAGAAGACCAAGA AGCCACCGGCGCTCCTCCAGAACTGAGCGGAGTGACCAA CAATGGCTTCATCCCTCACAA</p>	112

TABLE 19-continued

Strain	Nucleic Acid Sequence	SEQ ID NO:
	TGACACGGGCCATTAACAAGAACAAGTGCACATCGACG ACCTGAAGATGGCCGTGTCCTTTAGCCAGTTCACCGGCC GTTCTGAACGTCGTGCCGCGAGTTTAGCCACAACCGCCGA ATCACACCAGCCATCAGCCTGGACCTGATGACAGATGCTG AGCTGGCTAGAGCCGTGCCAACAATGCCTACATCTGCCGG CCAGATCAAGCTGATGCTCGAGAATAGAGCCATGGTCCGA CGGAAAGGCTTCGGCATTCTGATTGGCGTGTACGGCAGCA GCGTGATCTATATGGTGCAGCTGCCTATCTTCGGCGTATC GACACACCCCTGCTGGATTGTGAAGGCCGCTCCTAGCTGTA GCGAGAAGAAGGGCAATTACGCCTGCCTGCTGAGAGAGG ACCAAGGCTGGTATTGTGAGAACCGCCGAGCACCCTGTGA CTACCCTAACGAGAAGGACTGCGAGACAAGAGGCCACCA CGTGTCTGTGATACCGCCGCTGGAATCAATGTGGCCGAG CAGAGCAAGAGTGCACATCAACATCAGCACCAACCAAC TATCCCTGCAAGGTGTCACCGCCAGGCACCCATTCTTAT GGTGGCTCTGTCTCCTCTGGGAGCCCTGGTGGCTGTTATA AGGGCGTGTCTGTAGCATCGGCAGCAACAGAGTGGGCAT CATCAAGCAGCTGAACAAGGGCTGCAGCTACATCACCAC CAGGACGCCGATAACCGTGACCATCGACAACACCGTGTATC AGCTGAGCAAGGTGGAAGGCGAACAGCACGCTGATCAAGG GCAGACCTGTGCCAGCAGCTTCGACCCATCAAGTTCCC TGAGGATCAGTTCAGGTGGCCCTGGACCAGGTGTTTCGAG AACATCGAGAATTCCAGGCTCTGGTGGACCAGTCCAACA GAATCCTGTCTAGCCCGAGAAGGGAAACACCGGCTTCAT CATCGTGATCATCCTGATCGCCGTGCTGGCAGCTCCATG ATCCTGGTGTCCATCTCATCATATCAAGAAGACCAAGA AGCCACCGCGCTCCTCCAGAACTGAGCGGAGTGACCAA CAATGGCTTCATCCCTCACAAAC	
HMPV_SC_TM_Krarup_E51PT74LD454N	ATGAGCTGGAAGGTGGTCAATCTTACGCCTGCTGATCA CACCTCAGCACCGCCCTGAAAGAGAGCTACCTGGAAGAGT CCTGCAGCACCATCACAGAGGGCTACCTGTCTGTGCTGAG AACCGGCTGGTACACCAACGTGTTACACTGCCTGTGGGC GACGTCGAGAATCTGACATGCTCTGATGGCCCTAGCCTGA TCAAGACCGAGCTGGATCTGCTCAAGAGCGCCCTGAGAGA ACTCAAGACCGTGTCTGCCGATCAGCTGGCCAGAGAGGAA CAGATCGAGAATCCTGGCAGCGCAGCTTGTGCTGGGAG CCATTGCTCTTGGAGTGGCTGCTGCTGCAGCTGTACAGC AGGCGTGGCCATCGCTAAGACCATCAGACTGGAAGCGA AGTGACCGCCATCAACAACGCCCTGAAGAAGACAAACGA GGCCGTGAGCACACTCGGCAATGGCGTTAGAGTGTGGCC ACAGCCGTGCGCGAGCTGAAGGACTTCGTGTCCAAGAACC TGACACGGGCCATTAACAAGAACAAGTGCACATCGACG ACCTGAAGATGGCCGTGTCCTTTAGCCAGTTCACCGGCC GTTCTGAACGTCGTGCCGCGAGTTTAGCCACAACCGCCGA ATCACACCAGCCATCAGCCTGGACCTGATGACAGATGCTG AGCTGGCTAGAGCCGTGCCAACAATGCCTACATCTGCCGG CCAGATCAAGCTGATGCTCGAGAATAGAGCCATGGTCCGA CGGAAAGGCTTCGGCATTCTGATTGGCGTGTACGGCAGCA GCGTGATCTATATGGTGCAGCTGCCTATCTTCGGCGTATC GACACACCCCTGCTGGATTGTGAAGGCCGCTCCTAGCTGTA GCGAGAAGAAGGGCAATTACGCCTGCCTGCTGAGAGAGG ACCAAGGCTGGTATTGTGAGAACCGCCGAGCACCCTGTGA CTACCCTAACGAGAAGGACTGCGAGACAAGAGGCCACCA CGTGTCTGTGATACCGCCGCTGGAATCAATGTGGCCGAG CAGAGCAAGAGTGCACATCAACATCAGCACCAACCAAC TATCCCTGCAAGGTGTCACCGCCAGGCACCCATTCTTAT GGTGGCTCTGTCTCCTCTGGGAGCCCTGGTGGCTGTTATA AGGGCGTGTCTGTAGCATCGGCAGCAACAGAGTGGGCAT CATCAAGCAGCTGAACAAGGGCTGCAGCTACATCACCAC CAGGACGCCGATAACCGTGACCATCGACAACACCGTGTATC AGCTGAGCAAGGTGGAAGGCGAACAGCACGCTGATCAAGG GCAGACCTGTGCCAGCAGCTTCGACCCATCAAGTTCCC TGAGAACCAGTTCAGGTGGCCCTGGACCAGGTGTTTCGAG AACATCGAGAATTCCAGGCTCTGGTGGACCAGTCCAACA GAATCCTGTCTAGCCCGAGAAGGGAAACACCGGCTTCAT CATCGTGATCATCCTGATCGCCGTGCTGGCAGCTCCATG ATCCTGGTGTCCATCTCATCATATCAAGAAGACCAAGA AGCCACCGCGCTCCTCCAGAACTGAGCGGAGTGACCAA CAATGGCTTCATCCCTCACAAAC	113
HMPV_SC_StabilizeAlpha_T74L	ATGAGCTGGAAGGTGGTCAATCTTACGCCTGCTGATCA CACCTCAGCACCGCCCTGAAAGAGAGCTACCTGGAAGAGT CCTGCAGCACCATCACAGAGGGCTACCTGTCTGTGCTGAG AACCGGCTGGTACACCAACGTGTTACACTGGAAGTGGGC GACGTCGAGAATCTGACATGCTCTGATGGCCCTAGCCTGA TCAAGACCGAGCTGGATCTGCTCAAGAGCGCCCTGAGAGA	114

TABLE 19-continued

Strain	Nucleic Acid Sequence	SEQ ID NO:
	ACTCAAGACCGTGTCTGCCGATCAGCTGGCCAGAGAGGAA CAGATCGAGAATCCTGGCAGCGGCAGCTTTGTGCTGGGAG CCATTGCTCTTGGAGTGGCTGTCTGTGCAGCTGTACAGC AGGCGTGGCCATCGCTAAGACCATCAGACTGGAAAGCGA AGTGACCGCCATCAACAACGCCCTGAAGAAGCAAAACGA GGCCGTGAGCAGACTCGGCAATGGCGTTAGAGTGTGGCC ACAGCGTGGCGGAGCTGAAGGACTTCGTGTCCAAGAACC TGACACGGGCCATTAACAAGAACAAGTGCACATCGACG ACCTGAAGATGGCCGTGTCCTTTAGCCAGTTC AACCGGG GTTTCTGAACGTGTGCGGCAGTTTAGCCGACAACGCCGA ATCACAACAGCCATCAGCCTGGACCTGATGACAGATGCTG AGCTGGCTAGAGCCGTGCCCTAACATGCCCTACATCTGCCGG CCAGATCAAGCTGATGCTCGAGAATAGAGCCATGGTCCGA CGGAAGGCTTCGGCATCTGATTGGCGTGTACGGCAGCA GCGTGATCTATATGGTGCAGCTGCCCTATCTTCGGCGTGAT GACACACCCTGCTGGATTGTGAAGGCCGCTCCTAGCTGTA GCGAGAAGAAGGCCAATTACGCCTGCCTGCTGAGAGAGG ACCAAGGCTGGTATTGTGAGAACGCCCGGCAGCACCGTGTA CTACCCCTAACGAGAAGGACTGCGAGACAAGAGGCGACCA CGTGTTCGTGATACCGCCGCTGGAAATCAATGTGGCCGAG CAGAGCAAGAGTGAACAATCAACATCAGCACCAACCAAC TATCCCTGCAAGGTGTCCACCGGCAGGCACCCCTATTTCTAT GGTGGCTCTGTCTCCTCTGGGAGCCCTGGTGGCTTGTATA AGGGCGTGTCTGTAGCATCGGCAGCAACAGAGTGGGCAT CATCAAGCAGCTGAACAAGGGCTGCAGCTACATCAACCAAC CAGGACGCCGATACCGTGACCATCGACAACACCGTGTATC AGCTGAGCAAGGTGGAAGGCGAACAGCACGTGATCAAGG GCAGACCTGTGTCCAGCAGCTTCGACCCCTATCAAGTTCC TGAGGATCAGTTCACGGTGGCCCTGGACCAAGTGTTCGAG AACATCGAGAATTCACGGCTCTGGTGGACCAAGTCCAACA GAATCCTGTCTAGCGCCGAGAAGGGAACACCGGCTTCAT CATCGTGATCATCTGATCGCCGTGCTGGGCAGCTCCATG ATCCTGGTGTCCATCTTATCATTATCAAGAAGCAAGA AGCCACCGGCGCTCCTCCAGAACTGAGCGGAGTGACCAA CAATGGCTTCATCCCTCACAAC	
HMPV_SC_StabilizeAlpha_V55L	ATGAGCTGGAAGGTGGTCATCATCTTCAGCCTGCTGATCA CACCTCAGCACGGCCGAAAGAGAGCTACCTGGAAGAGT CCTGCAGCACCATCACAGAGGGCTACCTGTCTGTGCTGAG AACCGGCTGGTACACCAACGTGTTCAACTGGAAGTGGGC GACCTCGAGAATCTGACATGCTCTGATGGCCCTAGCCTGA TCAAGACCGAGCTGGATCTGACCAAGAGCGCCCTGAGAG AACTCAAGACCCGTGTCTGCCGATCAGCTGGCCAGAGAGGA ACAGATCGAGAATCCTGGCAGCGGCAGCTTTGTGCTGGGA GCCATTGCTCTTGGAGTGGCTGTCTGTGCAGCTGTACAG CAGGCGTGGCCATCGCTAAGACCATCAGACTGGAAAGCG AAGTGACCGCCATCAACAACGCCCTGAAGAAGACAAACG AGGCGTACGACACTCGGCAATGGCGTTAGAGTGTGCGC CACAGCCGTGCGGAGCTGAAGGACTTCGTGTCCAAGAAC CTGACACGGGCATTAAACAAGAACAAGTGCACATCGAC GACCTGAAGATGGCCGTGCTCTTTAGCCAGTTCAACCGG GGTTCGAAACGTGTGCGGCAGTTTAGCGACAACCGCGG AATCACACCAGCCATCAGCCTGGACCTGATGACAGATGCT GAGCTGGCTAGAGCCGTGCCCTAACATGCCCTACATCTGCC GCCAGATCAAGCTGATGCTCGAGAATAGAGCCATGGTCCG ACGAAAGGCTTCGGCATTCTGATTGGCGTGTACGGCAGC AGCGTGATCTATATGGTGCAGCTGCCCTATCTTCGGCGTGA TCGACACACCCTGCTGGATTGTGAAGGCCGCTCCTAGCTG TAGCGAGAAGAAGGGCAATTACGCCTGCCTGCTGAGAGA GGACCAAGGCTGGTATTGTGAGAACGCCCGCAGCACCGTG TACTACCCCTAACGAGAAGGACTGCGAGACAAGAGGGGAC CACGTGTTCTGTGATACCGCCGCTGGAATCAATGTGGCCG AGCAGAGCAAGAGTGCAACATCAACATCAGCACCAACA ACTATCCCTGCAAGGTGTCCACCGGCAGGCACCCATTTTC TATGGTGGCTCTGTCTCCTCTGGGAGCCCTGGTGGCTTGT ATAAGGGCGTGTCTGTAGCATCGGCAGCAACAGAGTGG GCATCATCAAGCAGCTGAACAAGGGCTGCGAGCTACATCAC CAACCAGGACGCCGATACCGTGACCATCGACAACACCGTG TATCAGCTGAGCAAGGTGGAAGGCGAACAGCACGTGATC AAGGGCAGACCTGTGTCCAGCAGCTTCGACCCCTATCAAGT TCCTGAGGATCAGTTCAGGTGGCCCTGGACCAGGTGTT CGAGAATCGAGAATTCACAGGCTCTGGTGGACCAAGTCC AACAGAATCCTGTCTAGCGCCGAGAAGGGAACACCGGC TTCATCATCGTGATCATCTGATCGCCGTGCTGGGCAGCTC CATGATCCTGGTGTCCATCTTATCATTATCAAGAAGACC AAGAAGCCACCGGCGCTCCTCCAGAACTGAGCGGAGTG ACCAACATGGCTTCATCCCTCACAAC	115

TABLE 19-continued

Strain	Nucleic Acid Sequence	SEQ ID NO:
HMPV_SC_StabilizeAlpha_S170L	<p>ATGAGCTGGAAGGTGGTCATCATCTTCAGCCTGCTGATCA CACCTCAGCACGGCCTGAAAGAGAGCTACCTGGAAGAGT CCTGCAGCACCATCACAGAGGGCTACCTGTCTGTGCTGAG AACCGGCTGGTACACCAACGTGTTACACTGGAAGTGGGC GACGTCGAGAATCTGACATGCTCTGATGGCCCTAGCCTGA TCAAGACCGAGCTGGATCTGACCAAGAGCGCCCTGAGAG AACTCAAGACCGTGTCTGCCGATCAGCTGGCCAGAGAGGA ACAGATCGAGAATCCTGGCAGCGGCAGCTTTGTGCTGGGA GCCATTGCTCTTGGAGTGGCTGCTGCTGCAGCTGTTACAG CAGGCGTGGCCATCGCTAAGACCATCAGACTGGAAAGCG AAGTGACCGCCATCAACAACGCCCTGAAGAAGACAAAACG AGGCCGTCAGCACACTCGGCAATGGCGT TAGAGTGTGGC CACAGCGTGGCGGAGCTGAAGGACTTCGTGCTTAAGAAC CTGACACGGGCCATTAAACAAGAACAAGTGGCAGATCGAC GACCTGAAGATGGCCGTGCTCTTAGCCAGTTCAACCGGC GGTTC TGAACGTCTGCGGCAGTTTAGCGACAAACGCCGG AATCACACCAGCCATCAGCCTGGACCTGATGACAGATGCT GAGCTGGCTAGAGCCGTGCCTAACATGCCCTACATCTGCCG GCCAGATCAAGCTGATGCTCGAGAATAGAGCCATGGTCCG ACGGAAAGGCTTCGGCATTCTGATTGGCGTGTACGGCAGC AGCGTGATCTATATGGTGCAGCTGCCTATCTTCGGCGTGA TCGACACACCCCTGCTGGATTGTGAAGGCGCTCCTAGCTG TAGCGAGAAGAAGGGCAATTACGCCTGCCCTGCTGAGAGA GGACCAAGGCTGGTATTGT CAGAACGCCCGCAGCACCGTG TACTACCTTAACGAGAAGGACTGCGAGACAAGAGGGGAC CACGTGTTCTGTGATACCGCCGCTGGAAATCAATGTGGCCG AGCAGAGCAAGAGTGCAACATCAACATCAGCACCCACCA ACTATCCTGCAAGGTGTCACCGGCAGGCACCTATTTTC TATGGTGGCTCTGTCTCCTCTGGGAGCCCTGGTGGCTTGTT ATAAGGGCGTCTCTGTAGCATCGGCAGCAACAGAGTGG GCATCATCAAGCAGCTGAACAAGGGCTGCAGCTACATCAC CAACCAGGACGCCGATACCGTGACCATCGACAACACCGTG TATCAGCTGAGCAAGGTGGAAGGCGAACAGCACGTGATC AAGGGCAGACCTGTGTCCAGCAGCTTCGACCCATCAAGT TCCTGAGGATCAGTTCAGGTGGCCCTGGACCAGGTGTT CGAGAACATCGAGAATCCAGGCTCTGGTGGACCACTCC AACAGAATCCTGTCTAGCGCCGAGAGGGGAAACACCGGC TTCATCATCGTGATCATCTGATCGCCGCTGCTGGGCAGCT CATGATCCTGGTCCATCTTCATCATTATCAAGAAGACC AAGAAGCCACCGCGCTCCTCCAGAACTGAGCGGAGTG ACCAACAATGGCTTCATCCCTCACAAAC</p>	116
HMPV_SC_StabilizeAlpha_T174W	<p>ATGAGCTGGAAGGTGGTCATCATCTTCAGCCTGCTGATCA CACCTCAGCACGGCCTGAAAGAGAGCTACCTGGAAGAGT CCTGCAGCACCATCACAGAGGGCTACCTGTCTGTGCTGAG AACCGGCTGGTACACCAACGTGTTACACTGGAAGTGGGC GACGTCGAGAATCTGACATGCTCTGATGGCCCTAGCCTGA TCAAGACCGAGCTGGATCTGACCAAGAGCGCCCTGAGAG AACTCAAGACCGTGTCTGCCGATCAGCTGGCCAGAGAGGA ACAGATCGAGAATCCTGGCAGCGGCAGCTTTGTGCTGGGA GCCATTGCTCTTGGAGTGGCTGCTGCTGCAGCTGTTACAG CAGGCGTGGCCATCGCTAAGACCATCAGACTGGAAAGCG AAGTGACCGCCATCAACAACGCCCTGAAGAAGACAAAACG AGGCCGTCAGCACACTCGGCAATGGCGT TAGAGTGTGGC CACAGCGTGGCGGAGCTGAAGGACTTCGTGCTCAAGAAC CTGTGGCGGGCCATTAAACAAGAACAAGTGGCAGATCGAC GACCTGAAGATGGCCGTGCTCTTAGCCAGTTCAACCGGC GGTTC TGAACGTCTGCGGCAGTTTAGCGACAAACGCCGG AATCACACCAGCCATCAGCCTGGACCTGATGACAGATGCT GAGCTGGCTAGAGCCGTGCCTAACATGCCCTACATCTGCCG GCCAGATCAAGCTGATGCTCGAGAATAGAGCCATGGTCCG ACGGAAAGGCTTCGGCATTCTGATTGGCGTGTACGGCAGC AGCGTGATCTATATGGTGCAGCTGCCTATCTTCGGCGTGA TCGACACACCCCTGCTGGATTGTGAAGGCGCTCCTAGCTG TAGCGAGAAGAAGGGCAATTACGCCTGCCCTGCTGAGAGA GGACCAAGGCTGGTATTGT CAGAACGCCCGCAGCACCGTG TACTACCTTAACGAGAAGGACTGCGAGACAAGAGGGGAC CACGTGTTCTGTGATACCGCCGCTGGAAATCAATGTGGCCG AGCAGAGCAAGAGTGCAACATCAACATCAGCACCCACCA ACTATCCTGCAAGGTGTCACCGGCAGGCACCTATTTTC TATGGTGGCTCTGTCTCCTCTGGGAGCCCTGGTGGCTTGTT ATAAGGGCGTCTCTGTAGCATCGGCAGCAACAGAGTGG GCATCATCAAGCAGCTGAACAAGGGCTGCAGCTACATCAC CAACCAGGACGCCGATACCGTGACCATCGACAACACCGTG TATCAGCTGAGCAAGGTGGAAGGCGAACAGCACGTGATC AAGGGCAGACCTGTGTCCAGCAGCTTCGACCCATCAAGT</p>	117

TABLE 19-continued

Strain	Nucleic Acid Sequence	SEQ ID NO:
	TCCTGAGGATCAGTTCAGGTGGCCCTGGACCAGGTGTT CGAGACATCGAGAATCCAGGCTCTGGTGGACCAGTCC AACAGAATCCTGTCTAGCGCCGAGAAGGGAAACACCGGC TTCATCATCGTGATCATCTGATCGCCGTGCTGGGCAGCTC CATGATCCTGGTGCCATCTTCATCATTATCAGAGAGACC AAGAAGCCCACCGGCGCTCTCCAGAACTGAGCGGAGTG ACCAACAAATGGCTTCATCCCTCACAA	
HMPV_SC_4M_StabilizeAlpha_V55LT74LS170LT174W	ATGAGCTGGAAGGTGGTTCATCATCTTCAGCCTGCTGATCA CACCTCAGCACGGCCCGAAAAGAGAGCTACCTGGAAGAGT CCTGCAGCACCATCACAGAGGGTACCTGTCTGTGTGAG AACCGGCTGGTACACCAACGTGTTACACTGGAAGTGGGC GACCTCGAGAATCTGACATGCTCTGATGGCCCTAGCCTGA TCAAGACCGAGCTGGATCTGCTCAAGAGCGCCCTGAGAGA ACTCAAGACCGTGTCTGCCGATCAGCTGGCCAGAGAGGAA CAGATCGAGAATCCTGGCAGCGCAGCTTTGTCTGGGAG CCATTGCTCTGGAGTGGCTGCTGCTGCAGCTGTACAGC AGGCGTGGCCATCGTAAGACCATCAGACTGGAAGCGA AGTGACCGCCATCAACAACGCCCTGAAGAAGACAAACGA GGCCGTGAGCACACTCGGCAATGGCGTTAGAGTGTGGCC ACAGCCGTGCGCGAGCTGAAGGACTTCGTGCTTAAGAACC TGTGGCGGGCCATTAACAAGAACAAGTGCAGACATCGACG ACCTGAAGATGGCCGTGCTCTTAGCCAGTTCACCGGGC GTTCTGAACGTGTCGGCAGTTTAGCCGACAACCGCCGA ATCACACCAGCCATCAGCCTGGACCTGATGACAGATGCTG AGCTGGCTAGAGCCGTGCCATAACATGCCTACATCTGCCGG CCAGATCAAGCTGATGCTCGAGAATAGAGCCATGGTCCGA CGGAAAGGCTTCGGCATTCTGATTGGCGTGTACGGCAGCA GCGTGTCTATATGGTGCAGCTGCCTATCTTCGGCGTGTATC GACACACCCCTGCTGGATGTGAAGGCCGCTCCTAGCTGTA GCGAGAAGAAGGGCAATTACGCCTGCCTGCTGAGAGAGG ACCAAGGCTGGTATTGTGAGAAGCCGGCAGCACCCTGTGA CTACCCTAACGAGAAGGACTGCGAGACAAGAGGGCACCA CGTGTCTGTGATACCGCCGCTGGAATCAATGTGGCCGAG CAGAGCAAGAGTGCACATCAACATCAGCACCAACCAAC TATCCCTGCAAGGTGTCCACCGGCAGGCACCCATTTCTAT GGTGGCTCTGTCTCCTCTGGGAGCCCTGGTGGCTTGTATATA AGGGCGTGTCTGTAGCATCGGCAGCAACAGAGTGGGCAT CATCAAGCAGCTGAACAAGGGCTGCAGCTACATCACCAAC CAGGACGCCGATACCGTGAACATCGACAACACCGTGTATC AGCTGAGCAAGGTGGAAGGCGAACAGCAGCAGTGTCAAGG GCAGACCTGTGTCAGCAGCTTCGACCCTATCAAGTTCC TGAGGATCAGTTCAGGTGGCCCTGGACCAGGTGTTTCGAG AACATCGAGAAATCCAGGCTCTGGTGGACCAGTCCAACA GAATCCTGTCTAGCGCCGAGAAGGGAAACACCGGCTTCAT CATCGTGATCATCCTGATCGCCGTGCTGGGCAGCTCCATG ATCCTGGTGTCCATCTTCATCATATCAGAGAAGACCAAGA AGCCACCGGCGCTCCTCCAGAACTGAGCGGAGTGACCAA CAATGGCTTCATCCCTCACAA	118
HMPV_ProlineStab_E51P	ATGAGCTGGAAGGTGGTTCATCATCTTCAGCCTGCTGATCA CACCTCAGCACGGCCCGAAAAGAGAGCTACCTGGAAGAGT CCTGCAGCACCATCACAGAGGGTACCTGTCTGTGTGAG AACCGGCTGGTACACCAACGTGTTACACTGCCTGTGGGC GACGTCGAGAATCTGACATGCTCTGATGGCCCTAGCCTGA TCAAGACCGAGCTGGATCTGACCAAGAGCGCCCTGAGAG AACTCAAGACCGTGTCTGCCGATCAGCTGGCCAGAGAGGA ACAGATCGAGAATCCTGGCAGCGCAGCTTTGTCTGGGA GCCATTGCTCTGGAGTGGCTGCTGCTGCAGCTGTTACAG CAGGCGTGGCCATCGCTAAGACCATCAGACTGGAAAGCG AAGTGACCGCCATCAACAACGCCCTGAAGAAGACAAACG AGGCCGTGAGCACACTCGGCAATGGCGTTAGAGTGTGGC CACAGCCGTGCGCGAGCTGAAGGACTTCGTGTCCAAGAAC CTGACACGGGCCATTACAAGAACAAGTGCAGATCGAC GACCTGAAGATGGCCGTGCTCTTAGCCAGTTCAACCGGC GGTTCGTAACCTGTGCGGCAGTTTAGCGACAACCGCCG AATCACACCAGCCATCAGCCTGGACCTGATGACAGATGCT GAGCTGGCTAGAGCCGTGCCTAACATGCCTACATCTGCCG GCCAGATCAAGCTGATGCTCGAGAATAGAGCCATGGTCCG ACGGAAGGCTTCGGCATTCTGATTGGCGTGTACGGCAGC AGCGTGTCTATATGGTGCAGCTGCCTATCTTCGGCGTGA TCGACACACCCCTGCTGGATTGTGAAGGCCGCTCCTAGCTG TAGCGAGAAGAAGGGCAATTACGCCTGCCTGCTGAGAGA GGACCAAGGCTGGTATTGTGAGAAGCCGGCAGCACCCTG TACTACCCATAACGAGAAGGACTGCGAGACAGAGGGCGAC CAGGTGTTCTGTGATACCGCCGCTGGAATCAATGTGGCCG AGCAGAGCAAGAGTGCACATCAACATCAGCACCAACA	119

TABLE 19-continued

Strain	Nucleic Acid Sequence	SEQ ID NO:
HMPV_ProlineStab_D185P	<p>ACTATCCCTGCAAGGTGCCACCGGCAGGCACCCATTTCT TATGGTGGCTCTGTCTCTCTGGGAGCCCTGGTGGCTTGT ATAAGGGCGTGTCTCTAGCATCGGCAGCAACAGAGTGG GCATCATCAAGCAGCTGAACAAGGGCTGCAGCTACATCAC CAACCAGGACGCCGATACCTGACCATCGACAACCCGTG TATCAGCTGAGCAAGGTGGAAGGCGAACAGCAGCTGATC AAGGGCAGACCTGTGTCCAGCAGCTTCGACCCATCAAGT TCCTGAGGATCAGTTCAGGTGGCCCTGGACCAGGTGTT CGAGAACATCGAGAATTCCAGGCTCTGGTGGACCAGTCC AACAGAATCCTGTCTAGCGCCGAGAAGGGAAACACCGGC TTCATCATCGTGATCATCTGATCGCCGTGCTGGGCAGCTC CATGATCCTGGTGTCCATCTTCATCATTATCAAGAAGACC AAGAAGCCACCGCGCTCCTCCAGAACTGAGCGGAGTG ACCAACATGGCTTCATCCCTCACAAAC</p>	120
HMPV_ProlineStab_D183P	<p>ATGAGCTGGAAGGTGGTCATCATCTTCAGCCTGCTGATCA CACCTCAGCACGGCCGAAAGAGAGCTACCTGGAAGAGT CCTGCAGCACCATCACAGAGGGCTACCTGTCTGTGCTGAG AACCGCTGGTACACCAACGTGTTCAACTGGAAGTGGGC GACGTCGAGAATCTGACATGCTCTGATGGCCCTAGCCTGA TCAAGACCGAGCTGGATCTGACCAAGAGCGCCCTGAGAG AACTCAAGACCCGTGTCTGCCGATCAGCTGGCCAGAGAGGA ACAGATCGAGAATCCTGGCAGCGGCAGCTTTGTGCTGGGA GCCATTGCTCTTGGAGTGGCTGCTGCTGCAGCTGTTACAG CAGGCGTGGCCATCGCTAAGACCATCAGACTGGAAAGCG AAGTGACCGCCATCAACAACGCCCTGAAGAAGACAAACG AGGCCGTCAGCACACTCGGCAATGGCGTTAGAGTGTGGC CACAGCCGTGCGGAGCTGAAGGACTTCGTGTCCAAGAAC CTGACACGGGCATTAAACAAGAACAAGTGCACATCCCTG ACCTGAAGATGGCCGTGCTTTAGCCAGTTCAACCGGGC GTTTCGAAAGCTGCTGCGGCAGTTTAGCCGACAACGCCGA ATCACACCGCCATCAGCCTGGACCTGATGACAGATGCTG AGCTGGCTAGAGCCGTGCCAATGCTTACATCTGCCGG CCAGATCAAGCTGATGCTCGAGAATAGAGCCATGGTCCGA CGGAAAGGCTTCGGCATTCTGATTGGCGTGTACGGCAGCA GCGTGATCTATATGGTGCAGCTGCCATCTTCGGCGTGATC GACACACCTGCTGGATTGTGAAGGCCGCTCCTAGCTGTA GCGAGAAGAGGGCAATACGCCTGCCTGCTGAGAGAGG ACCAAGGCTGGTATTGTGAGAACCGCCGAGCACCCTGTA CTACCCTAACGAGAAGGACTGCGAGACAAGAGGCGACCA CGTGTTCGTGATACCGCCGCTGGAAATCAATGTGGCCGAG CAGAGCAAGAGTGCAACATCAACATCAGCACCAACCAAC TATCCCTGCAAGGTGCCACCGGCAGGCACCCATTTCTAT GGTGGCTCTGTCTCTCTCTGGGAGCCCTGGTGGCTTGTATA AGGGCGTGTCTGTAGCATCGGCAGCAACAGAGTGGGCAT CATCAAGCAGCTGAACAAGGGCTGCAGCTACATCACCAAC CAGGACCGCGATACCGTGACCATCGACAACACCGTGTATC AGCTGAGCAAGGTGGAAGGCGAACAGCACCTGATCAAGG GCAGACCTGTGTCCAGCAGCTTCGACCCTATCAAGTTCC TGAGGATCAGTTCAGGTGGCCCTGGACAGGTGTTTCGAG AACATCGAGAATCCTCAGGCTCTGGTGGACAGTCCACACA GAATCCTGTCTAGCGCCGAGAAGGGAAACACCGCTTCAT CATCGTGATCATCTGATCGCCGTGCTGGGACGCTCCATG ATCCTGGTGTCCATCTTCATCATTATCAAGAAGCAAGA AGCCACCGGCGCTCCTCCAGAACTGAGCGGAGTGACCAA CAATGGCTTCATCCCTCACAAAC</p>	121

TABLE 19-continued

Strain	Nucleic Acid Sequence	SEQ ID NO:
HMPV_ProlineStab_E131P	<p> GCGTGATCTATATGGTGCAGCTGCCTATCTTCGGCGTGATC GACACACCCTGCTGGATTGTGAAGGCCGCTCCTAGCTGTA GCGAGAAGAAGGGCAATTACGCCTGCCTGCTGAGAGAGG ACCAAGGCTGGTATTGT CAGAACGCCGGCAGCACCGTGTA CTACCCTAACGAGAAGGACTGCGAGACAAGAGGCGACCA CGTGTTCCTGTGATACCGCCGCTGGAATCAATGTGGCCGAG CAGAGCAAAGAGTGCACAATCAACATCAGCACCAACCAAC TATCCCTGCAAGGTGTCCACCGCAGGCACCCCTATTCTAT GGTGGCTCTGTCTCCTCTGGGAGCCCTGGTGGCTTGTATA AGGGCGTGTCCGTAGCATCGGCAGCAACAGAGTGGGCAT CATCAAGCAGCTGAACAAGGGCTGCAGCTACATCACCAC CAGGACGCCGATACCGTGACCATCGACAACACCGTGTATC AGCTGAGCAAGGTGGAAGGCGAACAGCACGTGATCAAGG GCAGACCTGTGTCCAGCAGCTTCGACCCATCAAGTTCCC TGAGGATCAGTTCAGGTGGCCCTGGACCAAGTGTTCGAG AACATCGAGAATCCCAGGCTCTGGTGGACAGTCCAACA GAATCCTGTCTAGCGCCGAGAAGGGAAACACCGGCTTCAT CATCGTGATCATCCTGATCGCCGTGCTGGGCAGCTCCATG ATCCTGGTGTCCATCTTCATCATTATCAAGAAGACCAAGA AGCCACCGGGCGCTCCTCCAGAACTGAGCGGAGTGACCAA CAATGGCTTCATCCCTCACAAAC </p>	
HMPV_ProlineStab_E131P	<p> ATGAGCTGGAAGGTGGTCATCATCTTCAGCCTGCTGATCA CACCTCAGCACCGCCGTAAGAGAGCTACCTGGAAGAGT CCTGCAGCACCATCAAGAGGGCTACCTGTCTGTGCTGAG AACCGGCTGGTACACCAACGTGTTACACTGGAAGTGGGC GACGTCGAGAATCTGACATGCTCTGATGGCCCTAGCCTGA TCAAGACCGAGCTGGATCTGACCAAGAGCGCCCTGAGAG AACTCAAGACCGTGTCTGCCGATCAGCTGGCCAGAGAGGA ACAGATCGAGAATCCTGGCAGCGGCAGCTTTGTGTGGGA GCCATTGCTCTTGGAGTGGCTGCTGCTGCAGCTGTTACAG CAGGCGTGGCCATCGCTAAGACCATCAGACTGCCTAGCGA AGTGACCGCCATCAACAACGCCCTGAAGAAGACAAACGA GGCCGTCAGCACACTCGGCAATGGCGTTAGAGTGTGGCC ACAGCGTGGCGGAGCTGAAGGACTTCGTGTCCAAGAAC TGACACGGGCCATTAACAAGAACAAGTGCACATCGACG ACCTGAAGATGGCCGTGCTCTTTAGCCAGTTCAACCGGG GTTCTGAACGTCGTGCGGCAGTTTAGCGACAACGCCGGA ATCACACCAGCCATCAGCCCTGGACCTGATGACAGATGCTG AGCTGGCTAGAGCCGTGCCATAACATGCCATCTGCCTG CCAGATCAAGCTGATGCTCGAGAATAGAGCCATGGTCCGA CGGAAAGGCTTCGGCATCTGATTTGGCGTGTACGGCAGCA GCGTGATCTATATGGTGCAGCTGCCTATCTTCGGCGTGATC GACACACCCTGCTGGATTGTGAAGGCCGCTCCTAGCTGTA GCGAGAAGAAGGGCAATTACGCCTGCCTGCTGAGAGAGG ACCAAGGCTGGTATTGT CAGAACGCCGGCAGCACCGTGTA CTACCCTAACGAGAAGGACTGCGAGACAAGAGGCGACCA CGTGTTCCTGTGATACCGCCGCTGGAATCAATGTGGCCGAG CAGAGCAAAGAGTGCACAATCAACATCAGCACCAACCAAC TATCCCTGCAAGGTGTCCACCGCAGGCACCCCTATTCTAT GGTGGCTCTGTCTCCTCTGGGAGCCCTGGTGGCTTGTATA AGGGCGTGTCCGTAGCATCGGCAGCAACAGAGTGGGCAT CATCAAGCAGCTGAACAAGGGCTGCAGCTACATCACCAC CAGGACGCCGATACCGTGACCATCGACAACACCGTGTATC AGCTGAGCAAGGTGGAAGGCGAACAGCACGTGATCAAGG GCAGACCTGTGTCCAGCAGCTTCGACCCATCAAGTTCCC TGAGGATCAGTTCAGGTGGCCCTGGACCAAGTGTTCGAG AACATCGAGAATCCCAGGCTCTGGTGGACAGTCCAACA GAATCCTGTCTAGCGCCGAGAAGGGAAACACCGGCTTCAT CATCGTGATCATCCTGATCGCCGTGCTGGGCAGCTCCATG ATCCTGGTGTCCATCTTCATCATTATCAAGAAGACCAAGA AGCCACCGGGCGCTCCTCCAGAACTGAGCGGAGTGACCAA CAATGGCTTCATCCCTCACAAAC </p>	122
HMPV_ProlineStab_D447P	<p> ATGAGCTGGAAGGTGGTCATCATCTTCAGCCTGCTGATCA CACCTCAGCACCGCCGTAAGAGAGCTACCTGGAAGAGT CCTGCAGCACCATCAAGAGGGCTACCTGTCTGTGCTGAG AACCGGCTGGTACACCAACGTGTTACACTGGAAGTGGGC GACGTCGAGAATCTGACATGCTCTGATGGCCCTAGCCTGA TCAAGACCGAGCTGGATCTGACCAAGAGCGCCCTGAGAG AACTCAAGACCGTGTCTGCCGATCAGCTGGCCAGAGAGGA ACAGATCGAGAATCCTGGCAGCGGCAGCTTTGTGTGGGA GCCATTGCTCTTGGAGTGGCTGCTGCTGCAGCTGTTACAG CAGGCGTGGCCATCGCTAAGACCATCAGACTGGAAAGCG AAGTGACCGCCATCAACAACGCCCTGAGAGAGACAAACG AGGCGTCAAGCACACTCGGCAATGGCGTTAGAGTGTGGC CACAGCGTGGCGAGCTGAAGGACTTCGTGTCCAAGAAC </p>	123

TABLE 19-continued

Strain	Nucleic Acid Sequence	SEQ ID NO:
	CTGACACGGGCCATTAAACAAGAACAAGTGCACATCGAC GACCTGAAGATGGCCGTGTCTTTAGCCAGTTCAACCGGC GGTTCGAAACGTGTCGGCCAGTTTAGCGACAAACCGCG AATCACACCAGCCATCAGCCTGGACCTGATGACAGATGCT GAGCTGGCTAGAGCCGTGCCTAACATGCCTACATCTGCCG GCCAGATCAAGCTGATGCTCGAGAATAGAGCCATGGTCCG ACGGAAAGGCTTCGGCATTCTGATTGGCCTGTACGGCAGC AGCGTGATCTATATGGTGCAGCTGCCTATCTTCGGCGTGA TCGACACACCTGCTGGATTGTGAAGGCCGCTCCTAGCTG TAGCGAGAAGAAGGGCAATTACGCCTGCCTGCTGAGAGA GGACCAAGGCTGGTATGTGAGAACCGCCGAGCACCCTG TACTACCTAACGAGAAGGACTGCGAGACAAGAGGCGAC CACGTGTTCTGTGATACCGCCGCTGGAATCAATGTGGCCG AGCAGAGCAAGAGTGCACATCAACATCAGCACCACCA ACTATCCCTGCAAGGTGTCACCGGCAGGCACCTATTTT TATGGTGGCTCTGTCTCCTCTGGGAGCCCTGGTGGCTTGT ATAAGGGCGTGTCTGTAGCATCGGCAGCAACAGAGTGG GCATCATCAAGCAGTGAAACAAGGGCTGCAGCTACATCAC CAACCAGGACGCGGATACCGTGACCATCGACAACACCGTG TATCAGCTGAGCAAGGTGGAAGGCGAACAGCAGTGTATC AAGGGCAGACCTGTGTCAGCAGCTTCCACCTATCAAGT TCCTTGAGGATCAGTTCAGGTGGCCCTGGACCAGGTGTT CGAGAACATCGAGAATTCAGGCTCTGGTGGACCACTCC AACAGAATCCTGTCTAGCGCCGAGAAGGGAAACACCGGC TTCATCATCGTGATCATCTGATCGCCGTGCTGGGCAGCTC CATGATCCTGGTGTCCATCTTCATCATTATCAAGAGACC AAGAAGCCCACCGCGCTCTCCAGAACTGAGCGGAGTG ACCAACAATGGCTTCATCCCTCACAAC	
HMPV_TrimerRepulsionD454N	ATGAGCTGGAAGGTGGTCAATCTTCAGCCTGCTGATCA CACCTCAGCACCGCCCTGAAAGAGAGCTACCTGGAAGAGT CCTGCAGCACCATCAGAGGGGTACCTGTCTGTGCTGAG AACCGGCTGGTACACCAAGTGTTCACACTGGAAGTGGGC GACGTCGAGAATCTGACATGCTCTGATGGCCCTAGCCTGA TCAAGACCGAGCTGGATCTGACCAAGAGCGCCCTGAGAG AACTCAAGACCGTGTCTGCCGATCAGCTGGCCAGAGAGGA ACAGATCGAGAATCCTGGCAGCGGAGCTTTGTGCTGGGA GCCATTGCTCTTGGAGTGGCTGCTGCTGCAGCTGTACAG CAGGCGTGGCCATCGCTAAGACCATCAGACTGGAAAGCG AAGTGACCCGCATCAACAACCGCCCTGAAGAAGACAAACG AGGCCGTGAGCACACTCGGCAATGGCGTGTAGAGTGTGGC CACAGCCGTGCGGAGCTGAAGGACTTCGTGTCCAAGAAC CTGACACGGGCATTAAACAAGAACAAGTGCACATCGAC GACCTGAAGATGGCCGTGTCTTTAGCCAGTTCAACCGGC GGTTCGAAACGTGTCGGCCAGTTTAGCGACAAACCGCG AATCACACCAGCCATCAGCCTGGACCTGATGACAGATGCT GAGCTGGCTAGAGCCGTGCCTAACATGCCTACATCTGCCG GCCAGATCAAGCTGATGCTCGAGAATAGAGCCATGGTCCG ACGGAAAGGCTTCGGCATTCTGATTGGCCTGTACGGCAGC AGCGTGATCTATATGGTGCAGCTGCCTATCTTCGGCGTGA TCGACACACCTGCTGGATTGTGAAGGCCGCTCCTAGCTG TAGCGAGAAGAAGGGCAATTACGCCTGCCTGCTGAGAGA GGACCAAGGCTGGTATGTGAGAACCGCCGAGCACCCTG TACTACCTAACGAGAAGGACTGCGAGACAAGAGGCGAC CACGTGTTCTGTGATACCGCCGCTGGAATCAATGTGGCCG AGCAGAGCAAGAGTGCACATCAACATCAGCACCACCA ACTATCCCTGCAAGGTGTCACCGGCAGGCACCTATTTT TATGGTGGCTCTGTCTCCTCTGGGAGCCCTGGTGGCTTGT ATAAGGGCGTGTCTGTAGCATCGGCAGCAACAGAGTGG GCATCATCAAGCAGTGAAACAAGGGCTGCAGCTACATCAC CAACCAGGACGCGGATACCGTGACCATCGACAACACCGTG TATCAGCTGAGCAAGGTGGAAGGCGAACAGCAGTGTATC AAGGGCAGACCTGTGTCAGCAGCTTCCAGCCATCAAGT TCCTTGAGAACCAGTTCAGGTGGCCCTGGACCAGGTGTT CGAGAACATCGAGAATTCAGGCTCTGGTGGACCACTCC AACAGAATCCTGTCTAGCGCCGAGAAGGGAAACACCGGC TTCATCATCGTGATCATCTGATCGCCGTGCTGGGCAGCTC CATGATCCTGGTGTCCATCTTCATCATTATCAAGAGACC AAGAAGCCCACCGCGCTCTCCAGAACTGAGCGGAGTG ACCAACAATGGCTTCATCCCTCACAAC	124
HMPV_TrimerRepulsionE453N	ATGAGCTGGAAGGTGGTCAATCTTCAGCCTGCTGATCA CACCTCAGCACCGCCCTGAAAGAGAGCTACCTGGAAGAGT CCTGCAGCACCATCAGAGGGGTACCTGTCTGTGCTGAG AACCGGCTGGTACACCAAGTGTTCACACTGGAAGTGGGC GACGTCGAGAATCTGACATGCTCTGATGGCCCTAGCCTGA TCAAGACCGAGCTGGATCTGACCAAGAGCGCCCTGAGAG	125

TABLE 19-continued

Strain	Nucleic Acid Sequence	SEQ ID NO:
HMPV_StabilizeAlphaF196W	<p>AACTCAAGACCGTGTCTGCCGATCAGCTGGCCAGAGAGGA ACAGATCGAGAATCCTGGCAGCGGCAGCTTTGTGCTGGGA GCCATTGCTCTTGGAGTGGCTGTCTGTCAGCTGTACAG CAGGCGTGGCCATCGCTAAGACCATCAGACTGGAAAGCG AAGTGACCGCCATCAACAACGCCCTGAAGAAGACAAAG AGGCCGTCAGCACACTCGGCAATGGCGTTAGAGTGTGGC CACAGCCGTGCGGAGCTGAAGGACTTCGTGTCCAAGAAC CTGACACGGCCATTAAACAAGAACAAGTGCACATCGAC GACCTGAAGATGGCCGTGTCTTTAGCCAGTTCAACCGGC GGTTTCTGAACCGTGTGCGGCAGTTTAGCGACAAACCGCG AATCACACCAGCCATCAGCCTGGACCTGATGACAGATGCT GAGCTGGCTAGAGCCGTGCCTAACATGCCCTACATCTGCCG GCCAGATCAAGCTGATGCTCGAGAATAGAGCCATGGTCCG ACGGAAGGCTTCGGCATTCTGATTGGCGTGTACGGCAGC AGCGTGATCTATATGGTGCAGCTGCCCTATCTTCGGCGTGA TCGACACACCCGTGGATTGTGAAGCCGCTCCTAGCTG TAGCGAGAAGAAGGGCAATTACGCCTGCCTGCTGAGAGA GGACCAAGGCTGGTATTGTGAGAACCGCCGAGCACCGTG TACTACCCCTAACGAGAAGGACTGCGAGACAAGAGGGGAC CACGTGTTCTGTGATACCGCCGTGGAATCAATGTGGCCG AGCAGAGCAAGAGTGCAACATCAACATCAGCACCCACCA ACTATCCCTGCAAGGTGTCCACCGGCAGGCACCCATTTTC TATGGTGGCTCTGTCTCCTCTGGGAGCCCTGGTGGCTTGT ATAAGGGCGTGTCTGTAGCATCGGCAGCAACAGAGTGG GCATCATCAAGCAGCTGAACAAGGGCTGCAGCTACATCAC CAACCAGGACGCCGATACCGTGACCATCGACAACCCGTG TATCAGCTGAGCAAGGTGGAAGGCCAACAGCACGTGATC AAGGGCAGACCTGTGTCCAGCAGCTTCGACCCATCAAGT TCCTCAGGATCAGTTCAGGTGGCCCTGGACCAGGTGTT CGAGAACATCGAGAATCCAGGCTCTGGTGGACCAGTCC AACAGAATCCTGTCTAGCGCCGAGAAGGGAAACACCGGC TTCATCATCGTGATCATCTGTATCGCCGTGCTGGCAGCTC CATGATCCTGGTGTCCATCTTCATCATTATCAAGAAGACC AAGAAGCCACCGCCCTCCTCCAGAAGTGAAGCGGAGTG ACCAACATGGCTTCATCCCTCACAAC</p>	
HMPV_StabilizeAlphaF196W	<p>ATGAGCTGGAAGGTGGTCATCATCTTCAGCCTGCTGATCA CACCTCAGCACCGCCGAAAGAGAGCTACCTGGAAGAGT CCTGCAGCACCATCACAGAGGGCTACCTGTCTGTGCTGAG AACCGGCTGGTACACCAACGTGTTCAACTGGAAGTGGGC GACGTCGAGAATCTGACATGCTCTGATGGCCCTAGCCTGA TCAAGACCGAGCTGGATCTGACCAAGAGCGCCCTGAGAG AACTCAAGACCGTGTCTGCCGATCAGCTGGCCAGAGAGGA ACAGATCGAGAATCCTGGCAGCGGCAGCTTTGTGCTGGGA GCCATTGCTCTTGGAGTGGCTGTCTGTCAGCTGTACAG CAGGCGTGGCCATCGCTAAGACCATCAGACTGGAAAGCG AAGTGACCGCCATCAACAACGCCCTGAAGAAGACAAAG AGGCCGTCAGCACACTCGGCAATGGCGTTAGAGTGTGGC CACAGCCGTGCGGAGCTGAAGGACTTCGTGTCCAAGAAC CTGACACGGCCATTAAACAAGAACAAGTGCACATCGAC GACCTGAAGATGGCCGTGTCTTTAGCCAGTTGAAACCGGC GGTTTCTGAACCGTGTGCGGCAGTTTAGCGACAAACCGCG AATCACACCAGCCATCAGCCTGGACCTGATGACAGATGCT GAGCTGGCTAGAGCCGTGCCTAACATGCCCTACATCTGCCG GCCAGATCAAGCTGATGCTCGAGAATAGAGCCATGGTCCG ACGGAAGGCTTCGGCATTCTGATTGGCGTGTACGGCAGC AGCGTGATCTATATGGTGCAGCTGCCCTATCTTCGGCGTGA TCGACACACCCGTGGATTGTGAAGCCGCTCCTAGCTG TAGCGAGAAGAAGGGCAATTACGCCTGCCTGCTGAGAGA GGACCAAGGCTGGTATTGTGAGAACCGCCGAGCACCGTG TACTACCCCTAACGAGAAGGACTGCGAGACAAGAGGGGAC CACGTGTTCTGTGATACCGCCGTGGAATCAATGTGGCCG AGCAGAGCAAGAGTGCAACATCAACATCAGCACCCACCA ACTATCCCTGCAAGGTGTCCACCGGCAGGCACCCATTTTC TATGGTGGCTCTGTCTCCTCTGGGAGCCCTGGTGGCTTGT ATAAGGGCGTGTCTGTAGCATCGGCAGCAACAGAGTGG GCATCATCAAGCAGCTGAACAAGGGCTGCAGCTACATCAC CAACCAGGACGCCGATACCGTGACCATCGACAACCCGTG TATCAGCTGAGCAAGGTGGAAGGCCAACAGCACGTGATC AAGGGCAGACCTGTGTCCAGCAGCTTCGACCCATCAAGT TCCTCAGGATCAGTTCAGGTGGCCCTGGACCAGGTGTT CGAGAACATCGAGAATCCAGGCTCTGGTGGACCAGTCC AACAGAATCCTGTCTAGCGCCGAGAAGGGAAACACCGGC TTCATCATCGTGATCATCTGTATCGCCGTGCTGGCAGCTC CATGATCCTGGTGTCCATCTTCATCATTATCAAGAAGACC AAGAAGCCACCGCCCTCCTCCAGAAGTGAAGCGGAGTG ACCAACATGGCTTCATCCCTCACAAC</p>	126

TABLE 19-continued

Strain	Nucleic Acid Sequence	SEQ ID NO:
Human Metapneumovirus mRNA Sequences		
HMPV_SC_DSCAV1_4MMV	<p>AUGAGCUGGAAGGUGGUCAUCAUCUUCAGCCUGCUGAU CACACCUCAGCACGGCCUGAAAGAGAGCUACCCUGGAAGA GUCCUGCAGCACCAUCACAGAGGGCUACCCUGUCUGUGCU GAGAACC CGG CUGGUACACCAACGUGUUCACACUGGAAGU GGGCGACGUCGAGAAUCUGACAUGCUUGAUGGCCUAG CCUGAUCAGACCGAGCUGGAUCUGACCAAGAGCGCCU GAGAGAACUCAAGACCGUGUCUGCCGAUCAGCUGGCCAG AGAGGAACAGAUUCGAGAUCUGGCAGCCGCGCAGCUUG UGUCUGGAGCCAUUGUCUUGGAGUGGCUUGCUGUCA GCUGUUACAGCAGGCGUGGCCAUCUGCAAGACCAUCAGA CUGGAAGCGAAGUGACCGCCAUCAACAACGCCCUAGAAG AAGACAACGAGGCCGUCAGCACACUCGGCAAUGGCGUU AGAGUGCUGGCCUUGCCGUGCGCGAGCUGAAGGACUUC GUGUCCAAGAACCUGACACGGGCCUGAACAAGAACAG UGCGACAUCCAGACCGAAGAUGGCCGUGUCUUUAGC CAGUUC AACCGGCGUUUCUGAACGUCGCGCAGUUU AGCGACAACCGCGGAUUCACACAGCCAUCCAGCCUGGAC CUGAUGACAGAUUCUGAGCUGGCUAGAGCCGUGCCUAC AUGCCUACAUCUGCCGCCAGAUCAAGCUGAUGCUCGAG AAUAGAGCCAUUGGUCGACGGAAGGCUUCGGCAUUCU GUGUGGCGUGUACGGCAGCAGCGUGAUCUAUAUGGUGC AGCUGCCUAUCUUCGGCGUAUCGACACACCCUGCUGGA UUGUGAAGGCGCUCUAGCUGUAGCGAGAAGAAGGGC AAUUACGCCUGCCUGCUGAGAGAGGACCAAGGCGUGUA UUGUCAGAACCGCGCAGCACCGUGUACUACCCUAACGA GAAGGACUGCGAGACAGAGGGCAGCCAGUGUUCUGUG AUACCGCCGUGAAUCAUUGUGCCGAGCAGAGCAAAG AGUGCAACAUCAUCAUCAGCACCAACCUAUCCUGCA AGGUGUCCACCGCAGGCAACCUAUUUCUAUGGUGGUC UGUCUCUCUGGGAGCCUGGUGGCUUGUUAUAAGGGC GUGUCUGUAGCAUCGGCAGCAACAGAGUGGGCAUCAUC AAGCAGCUGAACAAGGGCUGCAGCUACAUCACCAACCAG GACGCCGAUACCGUGACCAUCGACAAACCGUGUAUCAG CUGAGCAAGGUGGAAGGCAACAGCACGUGAUCAGGG CAGACCUGUUCAGCAGCUUCGACCUAUCAGUUCUCC UGAGGAUCAGUACAAGUGGCCUUGGAC CAGGUGUUCG AGAACAUCCGAGAAUUC CAGGCCUUGGUGAC CAGUCCA ACAGAAUCUGUCUAGCGCCGAGAAGGGAACACCGGCU UCAUCAUCGUGAUCUUCUGAUCGCGGUGCUGGGCAGCU CCAUGAUCCUGGUGUCCAUUCUUAUCAUUAACAAGAAGA CCAAGAAGCCACCGGCGCUCUCAGAACUGAGCGGAG UGACCAACA AUGGCUUCAUCCUCACAAAC</p>	127
HMPV_SC_DSURIC_4MMV	<p>AUGAGCUGGAAGGUGGUCAUCAUCUUCAGCCUGCUGAU CACACCUCAGCACGGCCUGAAAGAGAGCUACCCUGGAAGA GUCCUGCAGCACCAUCACAGAGGGCUACCCUGUCUGUGCU GAGAACC CGG CUGGUACACCAACGUGUUCACACUGGAAGU GGGCGACGUCGAGAAUCUGACAUGCUUGAUGGCCUAG CCUGAUCAGACCGAGCUGGAUCUGACCAAGAGCGCCU GAGAGAACUCAAGACCGUGUCUGCCGAUCAGCUGGCCAG AGAGGAACAGAUUCGAGAUCUGGCAGCCGCGCAGCUUG UGUCUGGAGCCAUUGUCUUGGAGUGGCUUGCUGUCA GCUGUUAACAGCAGGCGUGCCAUCUGCAAGACCAUCAGA CUGGAAGCGAAGUGACCGCCAUCAACAACGCCCUAGAAG AAGACAACGAGGCCGUCAGCACACUCGGCAAUGGCGUU AGAGUGCUGGCCACAGCCGUGCGCAGCUGAAGGACUUC GUGUCCAAGAACCUGACACGGGCCAUUAACAAGAACAAAG UGCGACAUCCAGACCGAAGAUGGCCGUGUCUUUAGC CAGUUC AACCGGCGUUUCUGAACGUCGUGCGCAGUUU AGCGACAACCGCGGAUUCACACAGCCAUCCAGCCUGGAC CUGAUGACAGAUUCUGAGCUGGCUAGAGCCGUGCCUAC AUGCCUACAUCUGCCGCCAGAUCAAGCUGAUGCUCGAG AAUAGAGCCAUUGGUCGACGGAAGGCUUCGGCAUUCU GUGUGGCGUGUACGGCAGCAGCGUGAUCUAUAUGGUGC AGCUGCCUAUCUUCGGCGUGAUCGACACACCCUGCUGGA UUGUGAAGGCGCUCUAGCUGUAGCGAGAAGAAGGGC AAUUACGCCUGCCUGCUGAGAGAGGACCAAGGCGUGUA UUGUCAGAACCGCGCAGCACCGUGUACUACCCUAACGA GAAGGACUGCGAGACAAGAGGGCAGCCAGUGUUCUGUG AUACCGCCGUGGAUCAUUGUGGCCGAGCAGAGCAAAG AGUGCAACAUCAUCAUCAGCACCAACCUAUCCUGCA AGGUGUCCACCGCAGGCAACCUAUUUCUAUGGUGGUC UGUCUCUCUGGGAGCCUGGUGGCUUGUUAUAAGGGC GUGUCCUGUAGCAUCGGCAGCAACAGAGUGGGCAUCAUC AAGCAGCUGAACAGGGCUGCAGCUACAUCACCAACCAG</p>	128

TABLE 19-continued

Strain	Nucleic Acid Sequence	SEQ ID NO:
HMPV_SC_DM_Krarup_U74LD185P	<p>GACGCCGAUACCGUGACCAUCGACAACACCGUGUAUCAG CUGAGCAAGGUGGAAGGCGAACAGCAUGUAUCAAGGG CAGACCUGUGUCAGCAGCUUCGACCCUAUCAAGUCCC UGAGCACAGUGGCAUGUGGCCUUGGACCAGGUGUUCGA GAACAUCGAGAAUUCAGGCUCUGGUGGACCAGUCCAA CAGAAUCCUGUCUAGCGCCGAGAAGGAAACACCGCCU CAUCAUCGUAUCAUCCUGAUCGCCGUGCUGGGCAGCUC CAUGAUCUGGUGUCCAUUCUCAUUAUCAAGAGAC CAAGAAGCCACCGCGCCUCCUCCAGAACUGAGCGGAGU GACCAACAAGGCUUCAUCCUCACAAC</p> <p>AUGAGCUGGAAGGUGGUCAUCAUCUUCAGCCUGCUGAU CACACCUCAGCACGGCCUGAAAGAGAGCUACCUGGAAGA GUCCUGCAGCACCACACAGAGGGCUACUGUCUGUGCU GAGAACCAGGUGUAACCAACGUGUACACUGGAAGU GGGCGACGUCGAGAAUCUGACAUGCUCUGAUGGCCUAG CCUGAUCAGAGCCAGCUGGAUCUGUCAAGAGCGCCU GAGAGAACUCAAGACCGUGUCUGCCGAUCAGCUGGCCAG AGAGGAACAGAUCAAGAAUCCUGGACCGGCAGCUUUG UGUCUGGAGCCAUUGUCUUGGAGUGGUCUGCUGUCA GCUGUACAGCAGGCGUGGCCAUCGCUAAGACCAUCAGA CUGGAAGCGAAGUGACCGCCAUCAACAACGCCUUGAAG AAGACAACGAGGCCUUCAGCACUCGCGAAUGGCGUU AGAGUGCUGGCCACAGCCGUGCGGAGCUGAAGGACUUC GUGUCCAAGAACCUGACACGGGCCAUUAACAAGAAACAG UGCGACAUCUCCUGACUGAAGAUGGCCGUGUCUUAAGC CAGUCAAACCGGCGUUUCUGAACGUCGUGCGGAGUUU AGCGACAACCGCGAUAUCACACAGCAUCAGCCUGGAC CUGAUGACAGAUUGCUGAGCUGGCUAGAGCCGUGCCUAC AUGCCUACAUCUGCCGGCCAGAUAAGCUGAUGCUCGAG AAUAGAGCCAUUGUCCGACGGAAGGCUUCGCAUUCU GAUUGGCGUGUACGGCAGCAGCGUGAUCUAUUGGUGC AGCUGCCUAUCUUCGGCGUAUCGACACACCCUGCUGGA UUGUGAAGGCCCGCUCUAGCUGUAGCGAGAAGAAGGGC AAUUAACGCCUGCCUGCUGGAGAGAGGACCAGGCGUGUA UUGUCAGAACCGCGCAGCACCGUGUACUACCCUAACGA GAAGGACUGCGAGACAGAGGGCGACCAGUGUUCUGUG AUACCGCCCGUGGAUUCUAUUGGCCGAGCAGAGCAAAG AGUGCAACAUCAACUACAGCACCACCAACUACCCUGCA AGGUGUCCACCGCAGGCACCUUAUUCUAUGGUGGUC UGUCUCUUCUGGAGGCCUGGUGGCUUGUUAUAGGGC GUGUCCUGUAGCAUCGGCAGCAACAGAGUGGGCAUCAUC AAGCAGCUGAACAAAGGCGUCAGCUCACUACCAACCAG GACGCCGAUACCGUGACCAUCGACAACCCGUGUAUCAG CUGAGCAAGGUGGAAGGCAACAGCAGCUGAUCAGGG CAGACCUGUUCAGCAGCUCGACCCUACUACAAGUCCC UGAGGAUCAGUUCAGGUGGCCUUGGACCAGGUGUUCG AGAAUCAUCGAGAAUCCAGGCCUUGGUGGACCAGUCCA ACAGAAUCUGUCUAGCGCCGAGAAGGGAACACCGGCU UCAUCAUCGUAUCAUCUGAUCGCGGUGCUGGGCAGCU CCAUGAUCCUGGUGUCCAUUCUCAUUAUCAAGAGA CCAAGAAGCCACCGCGCUCUCCAGAACUGAGCGGAG UGACCAACAAGGCUUCAUCCUCACAAC</p>	129
HMPV_SC_UM_Krarup_U74LD185PD454N	<p>AUGAGCUGGAAGGUGGUCAUCAUCUUCAGCCUGCUGAU CACACCUCAGCACGGCCUGAAAGAGAGCUACCUGGAAGA GUCCUGCAGCACCACACAGAGGGCUACUGUCUGUGCU GAGAACCAGGUGUAACCAACGUGUACACUGGAAGU GGGCGACGUCGAGAAUCUGACAUGCUCUGAUGGCCUAG CCUGAUCAGACCGAGCUGGAUCUGUCAAGAGCGCCU GAGAGAACUCAAGACCGUGUCUGCCGAUCAGCUGGCCAG AGAGGAACAGAUCAAGAAUCCUGGACCGGCAGCUUUG UGUCUGGAGCCAUUGCUCUUGGAGUGGUCUGCUGUCA GCUGUACAGCAGGCGUGGCCAUCGCUAAGACCAUCAGA CUGGAAGCGAAGUGACCGCCAUCAACAACGCCUUGAAG AAGACAACAGGCGCCUAGCACAUCGCGAAUGGCGUU AGAGUGCUGGCCACAGCCGUGCGGAGCUGAAGGACUUC GUGUCCAAGAACCUGACACGGGCCAUUAACAAGAAACAG UGCGACAUCUCCUGACUGAAGAUGGCCGUGUCUUAAGC CAGUCAAACCGGCGUUUCUGAACGUCGUGCGGAGUUU AGCGACAACCGCGAUAUCACACAGCAUCAGCCUGGAC CUGAUGACAGAUUGCUGAGCUGGCUAGAGCCGUGCCUAC AUCCUACAUCUGCCGGCCAGAUAAGCUGAUGCUCGAG AAUAGAGCCAUUGGUCGACGGAAGGCUUCGCAUUCU GAUUGGCGUGUACGGCAGCAGCGUGAUCUAUUGGUGC AGCUGCCUAUCUUCGGCGUAUCGACACACCCUGCUGGA UUGUGAAGGCCCGCUCUAGCUGUAGCGAGAAGAAGGGC</p>	130

TABLE 19-continued

Strain	Nucleic Acid Sequence	SEQ ID NO:
	AAUACGCCUGCCUGCUGAGAGAGGACCAAGGCUGGUA UUGUCAGAACCGCCGGCAGCACCGUGUACUACCCUAACGA GAAGGACUGCGAGACAGAGGGCAGCCACGUGUUCUGUG AUACCGCCCGUGGAAUCAUUGUGGCCGAGCAGAGCAAAG AGUGCAACAUAACAUCAGCACCAACUAUCCUGCA AGGUGUCCACCGGCAGGCACCUAUUUCUUGGUGGCUC UGUCUCCUCUGGGAGCCUGGUGGCUGUUUAAGGGC GUGUCCUGUAGCAUCGGCAGCAACAGAGUGGGCAUCAUC AAGCAGCUGAACAGGGCUGCAGCUACAUCACCAACCAG GACGCCGAUACCGUGACCAUCGACAACCCGUGUAUCAG CUGAGCAAGGUGGAAAGCGAACAGCAUGUAUCAAGGG CAGACCUGUUCAGCAGCUCGACCCUAUCAAGUUC UGAGAACCAUUCAGGUGGCCUGGACAGGUGUUCGA GAACAUCGAGAAUUCAGGCUUCUGGAGCCAGUCCAA CAGAAUCCUGUCAGCGCCGAGAAGGGAAACCCGGCUU CAUCAUCGUAUCAUCCUGAUCGCGUGCUGGGCAGCUC CAUGAUCUGGUGUCAUCUUCAUUUAUCAAGAGAC CAAGAAGCCACCGGCGCUCCUCCAGAACUGAGCGGAGU GACCAACAAGGCUUCAUCCUCACAAC	
HMPV_SC_4M_Krarup_U74LS170LD185P	AUGAGCUGGAAGGUGGUCAUCAUCUUCAGCCUGCUGAU CACACCUCAGCACGGCCUGAAAGAGAGCUACCCUGGAAGA GUCCUGCAGCACCAUCACAGAGGGCUACUUGUCUGUGCU GAGAACCAGGUGGUAACCAACGUGUUCACACUGGAAGU GGGCGACGUCGAGAAUCUGACAUGUCUGAUGGCCUAG CCUGAUCAGACCGAGCUGGAUCUGUCAAGAGCGCCCU GAGAGAACUCAAGACCGUGUCUGCCGUAUCAGCUGGCCAG AGAGGAACAGAUCAAGAAUCCUGGCAGCGGCAGCUUUG UGUCUGGAGCCAUUGUCUUGGAGUGGCUGCUCUGCA GCUGUACAGCAGGCGUGGCCAUCGCUAAGACCAUCAGA CUGGAAAGCGAAGUGACCGCAUCAACAACGCCUGAAG AAGACAACCGAGCCGUCAGCACACUCGGCAAUGGCGUU AGAGUGCUGGCCACAGCCGUGCGGAGCUGAAGGACUUC GUGCUUAAGAACCUGACACGGGCCAUUAACAAGAACAA GUGCGACAUCUCCUGACUUGAAGUGGCCUGUCUUCUAG CCAGUUCACCCGGCGUUUCUGAACGUCUGCGGCAGUU UAGCGACAACCGCGGAUACACACAGCCAUCAAGCUGGA CCUGAUGACAGAUUCUGAGCUGGCUAGAGCCUGGCCUAA CAUGCCUACAUCUGCCGCGCAGAUCAAGCUGAUGCUCGA GAAUAGAGCCAUUGGUCGACCGAAAGGCUUCGGCAUUC UGAUUGGCGUGUACGGCAGCAGCGUGAUCUAUUGGUG CAGCUGCCUAUCUUGGCGUGAUCGACACACCUGCUGG AUUGUGAAGGCCGCUCCUAGCUGUAGCGAGAAGAGGG CAUUAACCGCCUGCCUGUGAGAGAGGACCAAGCUGGUA UUGUCAGAACCAGCGCAGCACCGUGUACUACCCUAACGA GAAGGACUGCGAGACAAGAGGCGACACGUGUUCUGUG AUACCGCCCGUGGAAUCAUUGUGGCCGAGCAGAGCAAAG AGUGCAACAUAACAUCAGCACCAACUAUCCUGCA AGGUGUCCACCGGCAGGCACCUAUUUCUUGGUGGCUC UGUCUCCUCUGGGAGCCUGGUGGCUGUUUAAGGGC GUGUCCUGUAGCAUCGGCAGCAACAGAGUGGGCAUCAUC AAGCAGCUGAACAAAGGCUUCAGCUCUAUCACCAACCAG GACGCCGAUACCGUGACCAUCGACAACCCGUGUAUCAG CUGAGCAAGGUGGAAAGGCAACAGCACCGUAUCAAGGG CAGACCUGUUCAGCAGCUUCGACCCUAUCAAGUUC UGAGGAUCAGUUCAGGUGGCCUGGACAGGUGUUCG AGAACAUCCAGAAUUCAGGCUUCUGGUGACAGUCCA ACAGAAUCUGUCUAGCGCCGAGAAGGGAACACCGGCU UCAUCAUCGUAUCAUCUGAUCGCCUGCUGGGCAGCU CCAUGAUCUGGUGUCCAUUCUAUCAUUAUCAAGAGA CCAAGAAGCCACCGGCGUCCUCCAGAACUGAGCGGAG UGACCAACAAGGCUUCAUCCUCACAAC	131
HMPV_SC_5M_Krarup_U74LS170LD185PD454N	AUGAGCUGGAAGGUGGUCAUCAUCUUCAGCCUGCUGAU CACACCUCAGCACGGCCUGAAAGAGAGCUACCCUGGAAGA GUCCUGCAGCACCAUCACAGAGGGCUACUUGUCUGUGCU GAGAACCAGGUGGUAACCAACGUGUUCACACUGGAAGU GGGCGACGUCGAGAAUCUGACAUGUCUGAUGGCCUAG CCUGAUCAGACCGAGCUGGAUCUGUCAAGAGCGCCCU GAGAGAACUCAAGACCGUGUCUGCCGUAUCAGCUGGCCAG AGAGGAACAGAUCAAGAAUCCUGGCAGCGGCAGCUUUG UGUCUGGAGCCAUUGUCUUGGAGUGGCUGCUCUGCA GCUGUACAGCAGGCGUGGCCAUCGCUAAGACCAUCAGA CUGGAAAGCGAAGUGACCGCAUCAACAACGCCUGAAG AAGACAACCGAGCCGUCAGCACACUCGGCAAUGGCGUU AGAGUGCUGGCCACAGCCGUGCGGAGCUGAAGGACUUC GUGCUUAAGAACCUGACACGGGCCAUUAACAAGAACAA	132

TABLE 19-continued

Strain	Nucleic Acid Sequence	SEQ ID NO:
	GUGCGCAUCCUGACCUGAAGAUGGCCGUGUCCUUUAG CCAGUUCACACCGCGGUUUCUGAACGUCGUGCCGAGUU UAGCGCAACCGCGGAAUCACACAGCCAUAGCCUGGA CCUGAUGACAGAUUCUGAGCUGGCUAGAGCCGUGCUAA CAUGCCUACAUUCGCGGCCAGAUCAAGCUGAUGCUCGA GAAUAGAGCCAUUGGUCGACGGAAGGCUUCGGCAUUC UGAUUGGCGUGUACCGCAGCAGCGUGAUCUUAUUGGUG CAGCUGCCUUAUCUUCGCGUGAUCGACACACCCUGCUGG AUUGUGAAGGCCGCUCCUAGCUGUAGCGAGAAGAGGG CAUUAACGCGCUGCCUGCUGAGAGAGGACCAAGGCUGGUA UUGUCAGAACCGCGCAGCACCGUGUACUACCCUAACGA GAAGGACUGCGAGACAAGAGGCCACCCGUGUUCUGUG AUACCGCCGCGUGAAUCAUUGGCGGAGCAGAGCAAAG AGUGCAACAUACAUCAGCACCAACCAUUAUCCUGCA AGGUGUCCACCGCAGGCACCUUAUUCUAGUGGCGCUC UGUCUCUCUGGGAGCCUGGUGGCUUGUUAUAGGGC GUGUCUGUAGCAUCGGCAGCAACAGAGUGGGCAUCAUC AAGCAGCUGAACAGGGCUGCAGCUACAUCACCAACCAG GACGCGAUACCGUGACCAUCGACAAACCCGUGUAUCAG CUGAGCAAGGUGAAGGCGAACAGCAUGAUCAGGG CAGACCGUGUCCAGCAGCUUCGACCCUAUCAAGUCCC UGAGAACCAUUCAGGUGGCCUGGACAGGUGUUCGA GAACAUAGAAUUCAGGCUUCUGGUGACAGUCCAA CAGAAUCCUGUCUAGCGCCGAGAAGGAAACACCGGCUU CAUCAUCGUAUCAUCCUGAUCGCGUGCUGGGCAGCUC CAUGAUCUGGUGUCAUCUUAUCAUUAUCAAGAGAC CAAGAAGCCACCGGCGUCUCCUCCAGAACUGAGCGGAGU GACCAACAUUGGCUUCAUCCUCACAA	
HMPV_SC_DM_Krarup_E51PU74L	AUGAGCUGGAAGGUGGUAUCAUCUUCAGCCUGCUGAU CACACCUCAGCACGGCCUGAAAGAGAGCUACCUGGAAGA GUCCUGCAGCACCAUCACAGAGGGCUACUGUCUGUGCU GAGAACCGGCGUACACCAACGUGUUCACACUGCCUGU GGGCGACGUCGAGAAUCUGACAUGCUCUGAUGGCCUAG CCUGAUCAGACCGAGCUGAUCUGCUCAGAGCGCCCU GAGAGAACUCAAGACCGUGUCUGCCGUAUCAGCUGGCCAG AGAGGAACAGAUCAAGAAUCCUGGACCGGCGCUCUUG UGUCGGGAGCCAUUCUCUUGGAGUGGCGUCGUCUGCA GCUGUACAGCAGGCGUGCCAUUCGUAAGACCAUCAGA CUGGAAGCGAAGUGACCGCCAUAACAACGCCUGAAG AAGACAAACGAGGCCGUCAGCACACUCGGCAAUGGCGUU AGAGUGCUGGCCACAGCCGUGCGGAGCUGAAGGACUUC GUGUCCAAGAACCUGACACGGCCAUUAACAAGAAACAG UGCGACAUCCGACACCGAAGAUGGCCGUGUCUUAUAGC CAGUUCACCGCGGCUUCUGAACGUCGUGCGGAGUUU AGCGACAACCGCGAAUCAACAGCCAUACAGCCUGGAC CUGAUGACAGAUUCGAGCUGGCUAGAGCCGUGCCUAAC AUGCCUACAUCUGCCGCCAGAUCAAGCUGAUGCUCGAG AAUAGAGCCAUUGGUCGACGGAAGGCUUCGGCAUUCU GAUUGGCGUACGGCAGCAGCGUGAUCUUAUUGGUGC AGCUGCCUUAUCUUCGGCGUAUCGACACACCCUGCUGGA UUUGAAGGCCGCUUCUAGCUGAAGCGAGAAGAGGGC AAUUAACGCGUCUGCUGGAGAGAGGACCAAGGCGUGUA UUGUCAGAACCGCGCAGCACCGUGUACUACCCUAACGA GAAGGACUGCGAGACAAGAGGCGACACGUGUUCUGUG AUACCGCCGCGUGAAUCAUUGGCGGAGCAGAGCAAAG AGUGCAACAUAACAUCAGCACCAACCAUUAUCCUGCA AGGUGUCCACCGCAGGCACCUUAUUCUAGUGGCGUC UGUCUCUCUGGGAGCCUGGUGGCUUGUUAUAGGGC GUGUCCUGUAGCAUCGGCAGCAACAGAGUGGGCAUCAUC AAGCAGCUGAACAGGGCUGCAGCUACAUCACCAACAG GACGCGAUACCGUGACCAUCGACAAACCGUGUAUCAG CUGAGCAAGGUGAAGGCGAACAGCACGUGAUCAGGG CAGACCUGUCCAGCAGCUUCGACCCUAUCAAGUCCC UGAGGAUCAGUUCAGGUGGCCUGGACCAAGGUGUUCG AGAAUCAUCGAGAAUCCAGGCUUCUGGUGACCAAGUCCA ACAGAAUCCUGUCUAGCGCCGAGAAGGAAACACCGGCU UCAUCAUCGUGAUCUUCUGAUCGCGGUGCUGGGCAGCU CCAUGAUCUGGUGUCCAUUCUACAUAUUAACAAGAAGA CCAAGAAGCCACCGGCGUCUCCUCCAGAACUGAGCGGAG UGACCAACAUGGCUUCAUCCUCACAA	133
HMPV_SC_UM_Krarup_E51PU74LD454N	AUGAGCUGGAAGGUGGUAUCAUCUUCAGCCUGCUGAU CACACCUCAGCACGGCCUGAAAGAGAGCUACCUGGAAGA GUCCUGCAGCACCAUCACAGAGGGCUACCGUCUGUGCU GAGAACCGGCGUACACCAACGUGUUCACACUGCCUGU GGGCGACGUCGAGAAUCUGACAUGCUCUGAUGGCCUAG	134

TABLE 19-continued

Strain	Nucleic Acid Sequence	SEQ ID NO:
	CCUGAUCAGAGCCGAGCUGGAUCUGCUCAAGAGCGCCU GAGAGAACUCAAGACCGUGUCUGCCGAUCAGCUGGCCAG AGAGGAACAGAUAGGAAUCCUGGCAGCGGCAGCUUUG UGCUGGGAGCCAUJUGCUUUGGAGUGGCUGCUGCUGCA GCUGUUAACAGCAGGCGUGGCCAUCGCUAAGACCAUCAGA CUGGAAAGCGAAGUGACCGCCAUCAACAACGCCUGAAG AAGACAAACGAGGCCGUCAGCACACUCGGCAAUGGCGUU AGAGUGCUGGCCACAGCCGUGCGGAGCUGAAGGACUUC GUGUCCAAGAACCUGACACGGGCCAUUAACAAGACAAG UGCGACAUCGACGACCUGAAGAUGGCCGUGUCUUUAGC CAGUUCACCGCGGUTUUCUGAACGUCGUGCGGAGUUU AGCGACAACCGCGAAUCAACCCAGCCAUUCAGCCUGGAC CUGAUGACAGAUGCUGAGCUGGCUAGAGCCUGCCUAAC AUGCCUACAUCUGCCGGCCAGAUCAGCUGAUGCUCGAG AAUAGAGCCAUUGGCCGACGAAAGGCUUCGGCAUUCU GAUUGGCGUACGGCAGCAGCGUGAUCUAUAUGGUGC AGCUGCCUAUCUUCGGCGUGAUCGACACCCUGCUGGA UUGUGAAGGCCGUCUAGCUGUAGCGAGAAGAAGGGC AAUUAACGCCUGCCUGCUGAGAGAGGACCAAGGCUUGUA UUGUCAGAACCGCGGACGACCGUGUACUACCCUAACGA GAAGGACUGCGAGACAAGAGGGCACCAGUGUUCUGUG AUACCGCCGCGUGAAUCAUUGUGGCCGAGCAGAGCAAAG AGUGCAACAUCACAUUCAGCACCAACCAUUCUCCUGCA AGGUGUCCACCGCAGGCACCUUAUUUCUAGUGGUCUC UGUCUCUCUGGGAGCCUGGUGGCUUGUUAUAAGGGC GUGUCCUGUAGCAUCGGCAGCAACAGAGUGGGCAUCAUC AAGCAGCUGAACAAAGGCCUGCAGCUACAUCACCAACCAG GACGCCGAUACCGUGACCAUCGACAACACCGUGUAUCAG CUGAGCAAGGUGGAAGGCGAACAGCAUGAUCAGGG CAGACCUGUCCAGCAGCUUCGACCCUAUCAAGUUCUCC UGAGAACCAAGUCCAGGUGGCCUGGACAGGUGUUCGA GAACAUCCGAAAUUCCAGGCUUCUGGUGGACAGUCCAA CAGAAUCCUGUCUAGCGCCGAGAAGGGAACACCGGCUU CAUCAUCGUAUCAUCUGAUCGCGUGCUGGGCAGCUC CAUGAUCUGGUGUCAUCUUCAUCAUUAUCAAGAGAC CAAGAAGCCACCGGCGUCUUCUCCAGAACUGAGCGGAGU GACCAACAUGGCUUCAUCCUCACAAAC	
HMPV_SC_SUabilizeAlpha_U74L	AUGAGCUGGAAGGUGGUAUCAUCUUCAGCCUGCUGAU CACACCUCAGCACGGCCUGAAAGAGAGCUACCCUGGAAGA GUCCUGCAGCACCAUCACAGAGGGCUACCUUGUCUGUGCU GAGAACCAGGUGUACACCAACGUGUUCACACUGGAAGU GGGCGACGUCGAGAAUCUGACAUGCUUCUGAUGCCUAG CCUGAUCAGACCCGAGCUGGAUCUGCUCAAGAGCGCCU GAGAGAACUCAAGACCGUGUCUGCCGAUCAGCUGGCCAG AGAGGAACAGAUCAAGAAUCCUGGCAGCGGCAGCUUUG UGCUGGGAGCCAUJUGCUUUGGAGUGGCUGCUGCUGCA GCUGUUAACAGCAGGCGUGGCCAUCGCUAAGACCAUCAGA CUGGAAAGCGAAGUGACCGCCAUCAACAACGCCUGAAG AAGACAAACGAGGCCGUCAGCACACUCGGCAAUGGCGUU AGAGUGCUGGCCACAGCCGUGCGGAGCUGAAGGACUUC GUGUCCAAGAACCUGACACGGGCCAUUAACAAGAAACAG UGCGACAUCGACGACCUGAAGAUGGCCGUGUCUUUAGC CAGUUCACCGCGGCUUCUGAACGUCGUGCGGAGUUU AGCGACAACCGCGAAUCAACACAGCCAUUCAGCCUGGAC CUGAUGACAGAUGCUGAGCUGGCUAGAGCCGUGCCUAAC AUGCCUACAUCUGCCGGCCGAUCAAGCUGAUGCUCGAG AAUAGAGCCAUUGGUCGACGGAAGGCUUCGGCAUUCU GAUUGGCGUACGGCAGCAGCGUGAUCUAUAUGGUGC AGCUGCCUAUCUUCGGCGUGAUCGACACACCCUGCUGGA UUGUGAAGGCCGUCUAGCUGUAGCGAGAAGAAGGGC AAUUAACGCCUGCCUGCUGAGAGAGGACCAAGGCUUGUA UUGUCAGAACCGCGGACGACCGUGUACUACCCUAACGA GAAGGACUGCGAGACAAGAGGCGAACCGUGUUCUGUG AUACCGCCGCGUGAAUCAUUGUGGCCGAGCAGAGCAAAG AGUGCAACAUCAACAUACAGCACCAACCAUUCUCCUGCA AGGUGUCCACCGCAGGCACCUUAUUUCUAGUGGUCUC UGUCUCUCUGGGAGCCUGGUGGCUUGUUAUAAGGGC GUGUCCUGUAGCAUCGGCAGCAACAGAGUGGGCAUCAUC AAGCAGCUGAACAAAGGCCUGCAGCUACAUCACCAACCAG GACGCCGAUACCGUGACCAUCGACAACACCGUGUAUCAG CUGAGCAAGGUGGAAGGCGAACAGCAAGGUAUCAGGG CAGACCUGUCCAGCAGCUUCGACCCUAUCAAGUUCUCC UGAGGAUCAGUUCAGGUGGCCUGGACAGGUGUUCG AGAAUCAUCGAGAAUUCAGGCUUCUGGUGACAGUCCA ACAGAAUCCUGUCUAGCGCCGAGAAGGGAACACCGGCU UCAUCAUCGUGAUCUUCUGAUCGCCGUGCUGGCCAGCU	135

TABLE 19-continued

Strain	Nucleic Acid Sequence	SEQ ID NO:
HMPV_SC_SUabilizeAlpha_V55L	<p>CCAUGAUCCUGGUGUCCAUUCUUAUUAUUAUUAAGAAGA CCAAGAAGCCACCGGCGUCUCCAGAACUGAGCGGAG UGACCAACAUAUGGCUCAUCCUCACAAAC</p> <p>AUGAGCUGGAAGGUGGUCAUCAUCUUCAGCCUGCUGAU CACACCUCAGCACGGCCUGAAAGAGAGCUACCUGGAAGA GUCCUGCAGCACCAUCACAGAGGGCUACUGUCUGUGCU GAGAACCGGUGUACACCAACGUGUUCACACUGGAAGU GGGCAGCCUCGAGAAUCUGACAUGUCUGAUGGCCUUG CCUGAUCAGACCGAGCUGAUCUGACCAAGAGCGCCU GAGAGAUCAGAGCCGUGUCUGCCGUAUCAGCUGGCCAG AGAGGAACAGAUCCGAGAAUCCUGGCAGCGGACGCUUUG UGCUGGGAGCCAUUGCUUUGGAGUGGCUGCUGUGCA GCUGUUAACAGCAGGCGUGGCCAUCGUAAGACCAUCAGA CUGGAAAGCGAAGUGACCGCCAUCAACAACGCCUGAAG AAGACAAACGAGGCCGUCAGCACACUCGGCAAUGGCGUU AGAGUGCUGGCCACAGCUGGCGGAGCUGAAGGACUUC GUGUCCAAGAACCUGACACGGGCAUUAACAAGAACAAAG UGCGACAUCCAGCAGCUGAAGAUGGCCGUGUCUUAAGC CAGUUCACCGGCGGUUCUGAACGUCGUGCGCAGUUU AGCGACAACCGCGAAUCAACCCAGCAUCAGCCUGGAC CUGAUGACAGAUUCUGAGCUGGCUAGAGCCGUGCCUAC AUGCCUACAUUCGCGGCCAGAUCAAGCUGAUGCUCGAG AAUAGAGCCAUUGGUCGAGCGAAAGGCUUCGGCAUUCU GAUUGGCGUUAACGGCAGCAGCGUAUCUAUAUGGUGC AGCUGCCUAUCUUCGCGGUAUCGACACACCCUGCUGGA UUGUGAAGGCCGUCUAGCUGUAGCGAGAAGAAGGGC AAUUAACGCCUGCCUGCUGAGAGAGGACCAAGGCGUGUA UUGUCAGAACCGCGGACACCGUGUACUACCUAACGA GAAGGACUGCGAGACAGAGGGCAGCCAGGUGUUCUGUG AUACCGCCGUGGAAUCAUUGGCGGAGCAGAGCAAAG AGUGCAACAUAACAUCAGCACCAACCAUUAUCCUGCA AGGUGUCCACCGCAGGCACCUAUUUCUUAUGGUGGCUC UGUCUCUCUGGGAGCCUGGUGGCUUGUUAUAAGGGC GUGUCCUGUAGCAUCGGCAGCAACAGAGUGGGCAUCAUC AAGCAGCUGAACAGGGCUGCAGCUACAUCACCAACCAG GACGCGAUACCGUGACCAUCGACAACACCGUGUAUCAG CUGAGCAAGGUGGAAAGCGAACAGCAGUGAUCAGGG CAGACCUGUCCAGCAGCUUCGACCUAUAAGUUCUCC UGAGGAUCAGUUCAGGUGGCCUGGACAGGUGUUCG AGAACAUCCGAGAAUUCGAGGCUUGGUGACAGUCCA ACAGAAUCCUGUCUAGCGCCGAGAGGGAACACCGGCU UCAUCAUCGUGAUCUUCUGAUCGCGGUGCUGGGCAGCU CCAUGAUCUGGUGUCCAUUCUUAUCAUUAUCAAGAAGA CCAAGAAGCCACCGGCGUCUCCAGAACUGAGCGGAG UGACCAACAUAUGGCUCAUCCUCACAAAC</p>	136
HMPV_SC_SUabilizeAlpha_S170L	<p>AUGAGCUGGAAGGUGGUCAUCAUCUUCAGCCUGCUGAU CACACCUCAGCACGGCCUGAAAGAGAGCUACCUGGAAGA GUCCUGCAGCACCAUCACAGAGGGCUACUGUCUGUGCU GAGAACCGGUGUACACCAACGUGUUCACACUGGAAGU GGGCAGCGUCGAGAAUCUGACAUGUCUGAUGGCCUUG CCUGAUCAGACCGAGCUGAUCUGACCAAGAGCGCCU GAGAGAUCAGAACCGGUGUCUGCCGUAUCAGCUGGCCAG AGAGGAACAGAUCCGAGAAUCCUGGCAGCGGACGCUUUG UGCUGGGAGCCAUUGCUUUGGAGUGGCUGCUGUGCA GCUGUUAACAGCAGGCGUGGCCAUCGUAAGACCAUCAGA CUGGAAAGCGAAGUGACCGCCAUCAACAACGCCUGAAG AAGACAAACGAGGCCGUCAGCACACUCGGCAAUGGCGUU AGAGUGCUGGCCACAGCCGUGCGGAGCUGAAGGACUUC GUGCUUAAGAACCUGACACGGGCAUUAACAAGAACAA GUGCGACAUCCAGCAGCCUGAAGAUUGGCCGUGUCCUUAG CCAGUUAACCGCGGCUUUCUGAACGUCGUGCGGAGUU UAGCGACAACCGCGAAUCACACAGCCAUCAAGCUGGA CCUGAUGACAGAUUCUGAGCUGGCUAGAGCCGUGCCUAA CAUGCCUACAUUCGCGGCCAGAUCAAGCUGAUGCUCGA GAUAAGAGCCAUUGGUCGACGGAAGGCUUCGGCAUUC UGAUUGGCGUUAACGGCAGCAGCGUGAUCUAUAUGGUG CAGCUGCCUUCUUCGGCGUGAUCGACACACCCUGCUGG AUUGUGAAGGCCGUCUUAAGCUGUAGCGAGAAGAAGGG CAAUUAACGCCUGCCUGCUGAGAGAGGACCAAGGCUUGUA UUGUCAGAACCGCGGACACCGUGUACUACCUAACGA GAAGGACUGCGAGACAAAGAGCGACACGUGUUCUGUG AUACCGCCGUGGAAUCAUUGGCGGAGCAGAGCAAAG AGUGCAACAUAACAUCAGCACCAACCAUUAUCCUGCA AGGUGUCCACCGCAGGCACCUAUUUCUUAUGGUGGCUC UGUCUCUCUGGGAGCCUGGUGGCUUGUUAUAAGGGC</p>	137

TABLE 19-continued

Strain	Nucleic Acid Sequence	SEQ ID NO:
HMPV_SC_SUabilizeAlpha_U174W	<p>GUGUCCUGUAGCAUCGGCAGCAACAGAGUGGGCAUCAUC AAGCAGCUGAACAGGGCUGCAGCUACAUCACCAACCAG GACGCCGAUACCGUGACCAUCGACAAACCCGUGUAUCAG CUGAGCAAGGUGGAAGCGAACAGCACGUGAUCAGGG CAGACCUGUGUCCAGCAGCUUCGACCUAUCAAGUCCC UGAGGAUCAGUCCAGGUGGCCUUGGACCAGGUGUUCG AGAACAUCCGAGAAUCCAGGCUCUGGUGGACCAGUCCA ACAGAAUCCUGUCUAGCGCCGAGAAGGGAACACCGGCU UCAUCAUCGUGAUCUCCUGAUCGCCGUGCUGGGCAGCU CCAUGAUCUGGUGUCCAUUCUCAUAUAUCAAGAAGA CCAAGAAGCCACCGGCGUCCUCCAGAACUGAGCGGAG UGACCAACA AUGGCUUCAUCCUCACAAC</p>	138
HMPV_SC_4M_SUabilizeAlpha_V55LU74LS170LU174W	<p>AUGAGCUGGAAGGUGGUCAUCAUCUUCAGCCUGCUGAU CACACCUCAGCACGGCCUGAAAGAGAGCUACCUGGAAGA GUCCUGCAGCACCAUCAAGAGGGCUACUGUCUGUGCU GAGAACCGGUGUACACCAACGUGUUCACACUGGAGU GGGCGACCCGAGAAUCUGACAUGCUUGAUGGCCUAG CCUGAUCAGACCGAGCUGAUCUGUCUAGAGCGGCCU GAGAGAUCUAGACCGGUGUCUGCCGACAGCUGGCCAG AGAGGAACAGAUCCGAGAAUCCUGGACGCCGACUUCG UGUGGGAGCCAUUGCUUUGGAGUGGCUGCUGUGCA GCUGUACAGCAGGCGUGGCCAUCGUAAGACCAUCAGA CUGGAAGCGAAGUGACCGCCAUAACAACGCCUUGAAG AAGACAAACGAGGCCGUCAGCACACUCGGCAAUGGCGUU AGAGUGCUGGCCACAGCCGUGCGGAGCUGAAGGACUUC GUGCUAAGAACCUGUGGCGGGCAUUAACAAGAACAA GUGCGACAUCGACGACCUGAAGAUUGGCCGUGUCCUUAG CCAGUUCACCGCGGCUUUCUGAACGUCGUGGCCAGUU UAGCGACAACCGCGAAUCACACAGCCAUACGCCUGGA CCUGAUGACAGAUUCUGAGCUGGCUAGAGCCGUGCCUAA CAUGCCUACAUUCGCGCCAGAUCAAGCUGAUGCUGCA GAAUAGAGCCAUUGUCCGACGGAAGGCUUCGGCAUUC UGAUUGGCGUGUACGGCAGCAGCGUGAUCUAUUGGUG</p>	139

TABLE 19-continued

Strain	Nucleic Acid Sequence	SEQ ID NO:
HMPV_ProlineSUab_E51P	<p>CAGCUGCCUUAUCUUCGGCGUGAUCGACACACCCUGCUGG AUUGUGAAGGCCGUCUCCUAGCUGUAGCGAGAAGAAGGG CAAUUAACGCCUGCCUGCUGAGAGAGGACCAAGGCUGGUA UUGUCAGAACGCCGGCAGCACCGUGUACUACCCUAACGA GAAGGACUGCGAGACAGAGGGCCACCGUGUUCUGUG AUACCCCGCUGGAAUCAAUGUGGCCGAGCAGAGCAAAG AGUGCAACAUAACAUCAGCACCACCAACUUAUCCUGCA AGGUGUCCACCGCAGGCACCUUAUUUCUAUGUGGCUC UGUCUCCUCUGGGAGCCCGUGGUGCUUGUUAUAGGGC GUGUCCUGUAGCAUCGGCAGCAACAGAGUGGGCAUCAUC AAGCAGCUGAACAGGGCUGCAGCUACAUCACCAACCCAG GACGCCGAUACCGUGACCAUCGACAACACCGUGUAUCAG CUGAGCAAGGUGGAAGCGAACAGCAUGUAUCAAGGG CAGACCUGUCCAGCAGCUUCGACCCUAUCAAGUCCC UGAGGAUCAGUCCAGGUGGCCUGGACCCAGGUGUCCG AGAACAUCCGAGAAUCCAGGCUCUGGUGGACAGUCCA ACAGAAUCUGUCUAGCGCCGAGAAGGGAACACCGGCU UCAUCAUCGUGAUCUCCUGAUCGCCGUGCUGGGCAGCU CCAUGAUCUGGUGUCCAUUCUUAUCAUUAUCAAGAAGA CCAAGAAGCCACCGGCGUCCUCCAGAACUGAGCGGAG UGACCAACA AUGGCUUCAUCCUCACAAC</p>	140
HMPV_ProlineSUab_D185P	<p>AUGAGCUGGAAGGUGGUCAUCAUCUUCAGCCUGCUGAU CACACCUCAGCACGGCCUGAAAGAGAGCUACCUGGAAGA GUCCUGCAGCACCAUCAAGAGGGCUACUGUCUGUGCU GAGAACCGGUGUACACCAACCGUUCACACUGCCUGU GGGCGACGUCGAGAAUCUGACAUGCUUGAUGGCCUAG CCUGAUCAGACCGAGCUGAUCUGACCAAGAGCGCCCU GAGAGAACUCAAGACCGUGUCUGCCGAUCAGCUGGCCAG AGAGGAACAGAUCCGAGAAUCCUGGCAGCGGACGCUUG UGCUGGAGCCAUGUCUUGGAGUGGCUGCUGUGCA GCGACAACCGCGGAUUCACCCAGCCAUUCAGCCUGGAC CUGAUGACAGAUUCGAGCUGGCUAGAGCCGUGCCUAC AUGCCUACAUCUGCCGCCAGAUCAAGCUGAUGCUCGAG AAUAGAGCCAUUGGUCGACGGAAAGGCUUCGGCAUUCU GAUUGGCGUUAACGGCAGCAGCGUGAUCUAUAUGGUGC AGCUGCCUUAUCUUCGGCGUGAUCGACACACCCUGCUGGA UUGUGAAGGCCGUCUCCUAGCUGUAGCGAGAAGAAGGGC AAUUAACCCUGCCUGCUGAGAGAGGACCAAGGCUGGUA UUGUCAGAACGCCGGCAGCACCGUGUACUACCCUAACGA GAAGGACUGCGAGACAAGAGGGCAGCCACCGUGUUCUGUG AUACCGCCGUGGAAUCAAUGUGGCCGAGCAGAGCAAAG AGUGCAACAUAACAUCAGCACCACCAACUUAUCCUGCA AGGUGUCCACCGCAGGCACCUUAUUUCUAUGUGGCUC UGUCUCCUCUGGGAGCCCGUGGUCUUGUUAUAGGGC GUGUCCUGUAGCAUCGGCAGCAACAGAGUGGGCAUCAUC AAGCAGCUGAACAGGGCUGCAGCUACAUCACCAACCAG GACGCCGAUACCGUGACCAUCGACAACACCGUGUAUCAG CUGAGCAAGGUGGAAGCGAACAGCAGUGAUCAGGG CAGACCUGUCCAGCAGCUUCGACCCUAUCAAGUCCC UGAGGAUCAGUCCAGGUGGCCUGGACCCAGGUGUCCG AGAACAUCCGAGAAUCCAGGCUCUGGUGGACAGUCCA ACAGAAUCCUGUCUAGCGCCGAGAGGGAACACCGGCU UCAUCAUCGUGAUCUCCUGAUCGCCGUGCUGGGCAGCU CCAUGAUCUGGUGUCCAUUCUUAUCAUUAUCAAGAAGA CCAAGAAGCCACCGGCGUCCUCCAGAACUGAGCGGAG UGACCAACA AUGGCUUCAUCCUCACAAC</p>	141

TABLE 19-continued

Strain	Nucleic Acid Sequence	SEQ ID NO:
HMPV_ProlineSUab_D183P	<p>AGAGUGCUGGCCACAGCCGUGCGCGAGCUGAAGGACUUC GUGUCCAAGAACCUGACACGGGCCAUUAACAAGAACAAG UGCGACAUCUCCUGACCUGAAGAUGGCCGUGUCUUUAGC CAGUUCAACCGGGGGUUUCUGAACGUCGUGCGGCAGUUU AGCGACAACGCCGGAAUACACCCAGC CAUCAGCCUGGAC CUGAUGACAGAUGCUGAGCUGGCCUAGAGCCGUGCCUAA AUGCCUACAUCUGCCGGCCAGAUAAGCUGAUGCUCGAG AAUAGGCCAUGGUCGACGGAAAGGCUUCGGCAUUCU GAUUGGCGUACCGGCAGCAGCGUGAUCUAUAUGGUGC AGCUGC CAUCUU CGGCUGAUCGACACACCCUGCUGGA UUGUGAAGGCCGCUUCUAGCUGUAGCGAGAAGAGGGC AAUUACGCCUGCCUGCUGAGAGAGGACCAAGGCUUGUA UUGUCAGAACCGCGGCAGCACCGUGUACUACCCUAACGA GAAGGACUGCGAGACAGAGGGCCAGCGUGUUCUGUG AUACCGCCGUGGAAUCAAUGUGGCCGAGCAGAGCAAAG AGUGCAACAUAACAUCAGCACCAACCAUUAUCCUGCA AGGUGUCCACCGGCAGGCACCCUAUUUCUAUGGUGGCUC UGUCUCUUCUGGGAGCCUGGGUGGCUUGUUUAUAGGGC GUGUCCUGUAGCAUCGGCAGCAACAGAGUGGGCAUCAUC AAGCAGCUGAACAGGGCUGCAGCUACAUCACCAACCCAG GACGCCGAUACCGUGACCAUCGACAACCCGUGUAUCAG CUGAGCAAGGUGGAAGCGAACAGCACGUGAUCAGGG CAGACCUGUGUCAGCAGCUUCGACCCUAUCAAGUUCUCC UGAGGAUCAUUCAGGUGGCCUGGACCAAGGUGUUCG AGAACAUUCGAGAAUUC CAGGCUCUGGUGGACAGUCCA ACAGAAUCUGUCUAGCGCCGAGAAGGGAACACCGGCU UCAUCAUCGUGAUCUUCUGAUCGCCGUGCUGGGCAGCU CCAUGAUCUGGUGUCCAUUCUCAUUAUCAAGAAGA CCAAGAAGCCACCGGCUCUCCAGAACUGAGCGGAG UGACCAACA AUGGCUUCAUCCUCACAAC</p>	142
HMPV_ProlineSUab_E131P	<p>AUGAGCUGGAAGGUGGUAUCAUCUUCAGCCUGCUGAU CACACCUCAGCACGGCCUGAAAGAGAGCUACCCUGGAAGA GUCCUCGAGCACCAUCAAGAGGGCUACUUGUCUGUGCU GAGAACC GGUCUGUACACCAACGUGUUCACACUGGAAGU GGGCGACGUCGAGAAUCUGACAUGCUCUGAUGGCCUAG CCUGAUC AAGACCGAGCUGAUCUGACCAAGAGCGCCCU GAGAGAAUC AAGACCGUGUCUGCCGAUCAGCUGGCCAG AGAGGAACAGAUAGAAUUCUGGCAGCGGCAGCUUUG UGCUGGGAGCCAUUGCUUCUGGAGUGGCUGCUGCUGCA GCUGUUAACAGCAGCGGUGGCCAUCGCUAAGACCAUCAGA CUGGAAAGCGAAGUGACCGCCAUAACAACGCCCCUGAAG AAGACAAACGAGGCCGUCAGCACUCGGCAAUGGGCUU AGAGUGCUGGCACAGCCGUGCGCGAGCUGAAGGACUUC GUGUCCAAGAACCUGACACGGGCCAUUAACAAGAACAAG UGCCCUAUCGACGACCUGAAGAUGGCCGUGUCUUUAGC CAGUUCAACCGGGGGUUUCUGAACGUCGUGCGGCAGUUU AGCGACAACGCCGGAAUACACCCAGC CAUCAGCCUGGAC CUGAUGACAGAUGCUGAGCUGGCUAGAGCCGUGCCUAA AUGCCUACAUCUGCCGGCCAGAUAAGCUGAUGCUCGAG AAUAGGCCAUGGUCGACGGAAAGGCUUCGGCAUUCU GAUUGGCGUACCGGCAGCAGCGUGAUCUAUAUGGUGC AGCUGC CAUCUU CGGCUGAUCGACACACCCUGCUGGA UUGUGAAGGCCUCUUCUAGCUGUAGCGAGAAGAAGGGC AAUUACGCCUGCCUGCUGAGAGAGGACCAAGGCUUGUA UUGUCAGAACCGCGGCAGCACCGUGUACUACCCUAACGA GAAGGACUGCGAGACAAGAGGGCCAGCGUGUUCUGUG AUACCGCCGUGGAAUCAAUGUGGCCGAGCAGAGCAAAG AGUGCAACAUAACAUCAGCACCAACCAUUAUCCUGCA AGGUGUCCACCGGCAGGCACCCUAUUUCUAUGGUGGCUC UGUCUCUUCUGGGAGCCUGGGUGGCUUGUUUAUAGGGC GUGUCCUGUAGCAUCGGCAGCAACAGAGUGGGCAUCAUC AAGCAGCUGAACAGGGCUGCAGCUACAUCACCAACCAG GACGCCGAUACCGUGACCAUCGACAACCCGUGUAUCAG CUGAGCAAGGUGGAAGCGAACAGCACGUGAUCAGGG CAGACCUGUGUCCAGCAGCUUCGACCCUAUCAAGUUCUCC UGAGGAUCAUUCAGGUGGCCUGGACCAAGGUGUUCG AGAACAUUCGAGAAUUC CAGGCUCUGGUGGACAGUCCA ACAGAAUCUGUCUAGCGCCGAGAAGGGAACACCGGCU UCAUCAUCGUGAUCUUCUGAUCGCCGUGCUGGGCAGCU CCAUGAUCUGGUGUCCAUUCUCAUUAUCAAGAAGA CCAAGAAGCCACCGGCUCUCCAGAACUGAGCGGAG UGACCAACA AUGGCUUCAUCCUCACAAC</p>	143

TABLE 19-continued

Strain	Nucleic Acid Sequence	SEQ ID NO:
HMPV_ProlineSUb_D447P	<p>GAGAACCGGCGUGUACACCAACGUGUUCACACUGGAAGU GGGCGACGUCGAGAUCUGACAUGUCUGAUGGCCCUAG CCUGAUCAGACCGAGCUGGAUCUGACCAAGAGCGCCCU GAGAGAACUCAAGACCGUGUCUGCCGAUCAGCUGGCCAG AGAGGAACAGAUCCGAGAAUCUGGCGAGCGGCAGCUUUG UGCUGGGAGCCAUUGUCUUGGAGUGGCUGCUGCUGCA GCUGUACAGCAGGCGUGGCCAUCGCUAAGACCAUCAGA CUGCCUAGCGAAGUGACCGCCAUCAACAACCGCCUGAAG AAGACAAACGAGGCCGUCAGCACACUCGGCAAUGGCGUU AGAGUGCUGGCCACAGCCGUGCGCAGCUGAAGGACUUC GUGUCCAGAACCCUGACACGGCCAUUAACAAGAACAG UGCAGCAUCGACGACCUAGAAGUGGCCGUGUCUUUAGC CAGUUCACCGGCGGUUUCUGAACGUCGUGCGGAGUUU AGCGAACACGCGGAAUCACACAGCCAUUCAGCCUGGAC CUGAUGACAGAUUCUGAGCUGGCUAGAGCCGUGCCUAC AUGCCUACAUCUGCCGCCAGAUCAAGCUGAUGCUCGAG AAUAGAGCCAUUGGUCGACGGAAAGGCUUCGGCAUUCU GAUUGGCGUACCGGCGAGCAGCAGCACACCCUGCUGGA AGCUGCCUACUUCGCGGUGAUCGACACACCCUGCUGGA UUGUGAAGGCCGUCUAGCUGUAGCGAGAAGAGGGC AAUUCGCCCUGCCUGCUGAGAGAGGACCAAGGCGUGUA UUGUCAGAACGCGCGCAGCACCGUGUACUACCCUAACGA GAAGGACUGCGAGACAGAGGCCAGCCAGUUCUGUG AUACCGCCGCGUGAAUCAUUGUGGCCGAGCAGAGCAAAG AGUGCAACAUAACAUCAGCACCACCAUAUCCUGCA AGGUGUCCACCGGCGGCACCUAUUCUAGUGGCGUC UGUCUCUCUGGGAGCCUGGUGGCUUGUUAUAGGGC GUGUCCUGUAGCAUCGGCAGCAACAGAGUGGGCAUCAUC AAGCAGCUGAACAGGGCUGCAGCUACAUCACCAACCCAG GACGCCGAUACCGUGACCAUCGACAAACCGUGUAUCAG CUGAGCAAGGUGGAAGCGAACAGCACGUGAUCAGGG CAGACCUGUGUCCAGCAGCUUCGACCCUAUCAAGUCCC UGAGGAUCAGUUCAGGUGGCCUGGACCCAGGUGUUCG AGAACAUCGAGAAUUCAGGCUUCGUGGACCAAGUCCA ACAGAAUCUGUCUAGCGCCGAGAAGGGAACACCGGCU UCAUCAUCGUGAUCUUCUGAUCGCGGUGCUGGGCAGCU CCAUGAUCUGGUGUCCAUUCUCAUUAUCAAGAAGA CCAAGAAGCCACCGGCGUCUCCAGAACUGAGCGGAG UGACCAACAAGGCUUCAUCCUCACCAAC</p> <p>AUGAGCUGGAAGGUGGUCAUCAUCUUCAGCCUGCUGAU CACACCUCAGCACGGCCUGAAAGAGAGCUACCCUGGAAGA GUCCUGCAGCACCAUCACAGAGGGCUACUGUCUGUGCU GAGAACCGGCGUGUACACCAACGUGUUCACACUGGAAGU GGGCGACGUCGAGAAUCUGACAUGUCUGAUGGCCCUAG CCUGAUCAGACCGAGCUGGAUCUGACCAAGAGCGCCCU GAGAGAACUCAAGACCGUGUCUGCCGAUCAGCUGGCCAG AGAGGAACAGAUCCGAGAAUCUGGCGAGCGGCAGCUUUG UGCUGGGAGCCAUUGUCUUGGAGUGGCUGCUGCUGCA GCUGUACAGCAGGCGUGGCCAUCGCUAAGACCAUCAGA CUGGAAGCGAAGUGACCGCCAUCAACAACCGCCUGAAG AAGACAAACGAGGCCGUCAGCACACUCGGCAAUGGCGUU AGAGUGCUGGCACAGCCGUGCGGAGCUGAAGGACUUC GUGUCCAAGAACCUGACACGGGCCAUUAACAAGAACAAG UGCAGCAUCGACGACCUGAAGAUGGCCGUGUCUUUAGC CAGUUCACCGGCGGUUUCUGAACGUCGUGCGGAGUUU AGCGACAAACCGGAAUCAACACAGCCAUUCAGCCUGGAC CUGAUGACAGAUUCUGAGCUGGCUAGAGCCGUGCCUAC AUGCCUACAUUCGCGGCCAGAUCAAGCUGAUGCUCGAG AAUAGAGCCAUUGGUCGACGGAAAGGCUUCGGCAUUCU GAUUGGCGUACCGGCGAGCAGCAGCAGCACACCCUGCUGGA AGCUGCCUACUUCGCGGUGAUCGACACACCCUGCUGGA UUGUGAAGGCCGUCUAGCUGUAGCGAGAAGAGGGC AAUUCGCCCUGCCUGCUGAGAGAGGACCAAGGCGUGUA UUGUCAGAACGCGCGCAGCACCGUGUACUACCCUAACGA GAAGGACUGCGAGACAGAGGGCGACCCGUGUUCUGUG AUACCGCCGCGUGAAUCAUUGUGGCCGAGCAGAGCAAAG AGUGCAACAUAACAUCAGCACCACCAUAUCCUGCA AGGUGUCCACCGGCGGCACCUAUUCUAGUGGCGUC UGUCUCUCUGGGAGCCUGGUGGCUUGUUAUAGGGC GUGUCCUGUAGCAUCGGCAGCAACAGAGUGGGCAUCAUC AAGCAGCUGAACAGGGCUGCAGCUACAUCACCAACCCAG GACGCCGAUACCGUGACCAUCGACAAACCGUGUAUCAG CUGAGCAAGGUGGAAGCGAACAGCACGUGAUCAGGG CAGACCUGUGUCCAGCAGCUUCACCUAUCAGUCCC UGAGGAUCAGUUCAGGUGGCCUGGACCCAGGUGUUCG AGAACAUCGAGAAUUCAGGCUUCGUGGACCAAGUCCA</p>	144

TABLE 19-continued

Strain	Nucleic Acid Sequence	SEQ ID NO:
HMPV_UrimerRepulsionD454N	<p>ACAGAAUCCUGUCUAGCGCCGAGAAGGGAACACCGGCU UCAUCAUCCUGUAUCAUCUGAUCGCGUGCUGGGCAGCU CCAUGAUCCUGGUGUCCAUUCUCAUUAUCAAGAAGA CCAAGAAGCCACCGGCGUCUCACAGAUCUGAGCGGAG UGACCAACAAGGCUUCAUCCUCACAAC</p> <p>AUGAGCUGGAAGGUGGUCAUCAUCUUCAGCCUGCUGAU CACACCUCAGCACGGCCUGAAAGAGAGCUACCCUGGAAGA GUCCUGCAGCACCAUCACAGAGGGCUACCCUGUCUGUCU GAGAACCUGGUGUAACCAACGUGUUCACACUGGAAGU GGGCGACGUCGAGAUCUGACAUUCUGAUGGCCUUG CCUGAUCAGACCGAGCUGAUCUGACCAAGAGCGCCU GAGAGAUCUACAAGACCGUGUCGCGAUCAGCUGGCCAG AGAGGAACAGAUCCGAGAUUCUGGCCAGCGGACGCUUG UGCGGGAGCCAUUGUCUUGGAGUGGCCUGUCUGCUGCA GCUGUUAACAGCAGGCGUGGCCAUCGUAAGACCAUCAGA CUGGAAGCGAAGUGACCGCCAUCACAACCGCCUGAAG AAGACAAACGAGGCCGUCAGCACACUCGGCAAUGGCGUU AGAGUGCUGGCCACAGCCGUGCGGAGCUGAAGGACUUC GUGUCCAGAACCCUGACACCGGCCAUUAACAAGAACAG UGCGCAUCGACGACUGAAGAUGGCCGUGUCUUUAGC CAGUUCACCGCGCGUUUCUGAACGUCGUGCGGACAGUU AGCGACACCGCCGGAUUCACACAGCCAUCCAGCCUGGAC CUGAUGACAGAUUCGAGCUGGCCUAGAGCCGUGCCUAAC AUGCCUACAUCUGCCGCCAGAUCAAGCUGAUGCUCGAG AAUAGAGCCAUUGGUCGACGGAAGGCUUCGGCAUUCU GAUUGGCGUACCGGACGAGCGUGAUCUAUAUGGUGC AGCUGCCUAUCUUCGGCGUAUCGACACACCCUGCUGGA UUGUGAAGGCCGUCUAGCUGUAGCGAGAAGAGGGC AAUUACGCCUGCCUGCUGAGAGAGGACCAAGGCUUGUA UUGUCAGAACCGCGGACGACCCGUGUACUACCCUAACGA GAAGGACUGCGAGACAAGAGGCGACCCAGGUGUUCUGUG AUACCGCCCGUGGAUCAAUGUGGCCGAGCAGAGCAAAG AGUGCAACAUAACAUCAGCACCAACCAUCCUGCA AGGUGUCCACCGGACGACCCUUAUUUCUAUGGUGGUC UGUCUCUCUGGGAGCCUGGUGGCUUGUUUAAGGGC GUGUCUGUAGCAUCGGCAGCAACAGAGUGGGCAUCAUC AAGCAGCUGAACAGGGCUGCAGCUACAUCACCAACCCAG GACGCCAUACCGUGACCAUCGACAAACCCGUGUAUCAG CUGAGCAAGGUGGAAGCGAACAGCAGUGAUCAGGG CAGACCUGUGUCAGCAGCUUCGACCCUAUCAAGUCC UGAGAACCAUUCAGGUGGCCUGGACCAAGGUGUUCGA GAACAUCCAGAAUUCAGGCUUCUGGUGGACAGUCCAA CAGAAUCCUGUCUAGCGCCGAGAAGGAAACACCGGCU CAUCAUCGUAUCAUCUGAUCGCGGUCUGGGCAGCUC CAUGAUCUGGUGUCAUCUUCAUCAUUAACAAGAAGAC CAAGAAGCCACCGGCGUCUCUCCAGAACUGAGCGGAGU GACCAACAAGGCUUCAUCUCCUCAAC</p>	145
HMPV_UrimerRepulsionE453N	<p>AUGAGCUGGAAGGUGGUCAUCAUCUUCAGCCUGCUGAU CACACCUCAGCACGGCCUGAAAGAGAGCUACCCUGGAAGA GUCCUGCAGCACCAUCACAGAGGGCUACCCUGUCUGUCU GAGAACCUGGUGUAACCAACGUGUUCACACUGGAAGU GGGCGACGUCGAGAUCUGACAUUCUGAUGGCCUUG CCUGAUCAGACCGAGCUGGAUCUGACCAAGAGCGCCU GAGAGAUCUACAAGACCGUGUCGCGAUCAGCUGGCCAG AGAGGAACAGAUCCGAGAUUCUGGCCAGCGGACGCUUG UGCGGGAGCCAUUGUCUUGGAGUGGCCUGUCUGCUGCA GCUGUUAACAGCAGGCGUGGCCAUCGUAAGACCAUCAGA CUGGAAGCGAAGUGACCGCCAUCAACAACCGCCUGAAG AAGACAAACGAGGCCGUCAGCACACUCGGCAAUGGCGUU AGAGUGCUGGCCACAGCCGUGCGGAGCUGAAGGACUUC GUGUCCAGAACCUGACACGGCCAUUAACAAGAACAG UGCGCAUCGACGACUGAAGAUGGCCGUGUCUUUAGC CAGUUCACCGCGCGUUUCUGAACGUCGUGCGGACAGUU AGCGCAACCGCCGGAUUCACACAGCCAUCCAGCCUGGAC CUGAUGACAGAUUCGAGCUGGCCUAGAGCCGUGCCUAAC AUGCCUACAUCUGCCGCCAGAUCAAGCUGAUGCUCGAG AAUAGAGCCAUUGGUCGACGGAAGGCUUCGGCAUUCU GAUUGGCGUACCGGACGAGCGUGAUCUAUAUGGUGC AGCUGCCUAUCUUCGGCGUAUCGACACACCCUGCUGGA UUGUGAAGGCCGUCUAGCUGUAGCGAGAAGAGGGC AAUUACGCCUGCCUGCUGAGAGAGGACCAAGGCUUGUA UUGUCAGAACCGCGGACGACCCGUGUACUACCCUAACGA GAAGGACUGCGAGACAAGAGGCGACCCAGGUGUUCUGUG AUACCGCCCGUGGAUCAAUGUGGCCGAGCAGAGCAAAG AGUGCAACAUAACAUCAGCACCAACCAUCCUGCA</p>	146

TABLE 19-continued

Strain	Nucleic Acid Sequence	SEQ ID NO:
HMPV_SUabilizeAlphaF196W	AGGUGUCCACCGGCAGGCACCCUAUUUCUAUGGUGGCUC UGUCUCUCUGGGAGCCUGGUGGCUGUUAUAAGGGC GUGUCCUGUAGCAUCCGCGAGCAACAGAGUGGGCAUCAUC AAGCAGCUGAACAAAGGGCUGCAGCUACAUCACCAACCAG GACGCCGAUACCGUGACCAUCGACAAACACCGUGUAUCAG CUGAGCAAGGUGGAAGGCGAACAGCAGCGUAUCAAGG CAGACCUGUCCAGCAGCUUCGACCCUAUCAAGUCCC UCAGGAUCAGUCCAGGUGGCCUGGACCAGGUGUUCGA GAACAUCGAGAAUCCAGGCUCUGGUGGACCAGUCCAA CAGAUCUCUGUCUAGCGCCGAGAAGGGAACACCGGCUU CAUCAUCGUAUCAUCUGAUCGCGUGCUGGGCAGCUC CAUGAUCUGGUGUCAUCUUAUCAUUAUCAAGAAGAC CAAGAAGCCACCGGCGUCUCCAGAAUCUGAGCGGAGU GACCAACAUGGCUUCAUCCUCAAC	147

EQUIVALENTS

Those skilled in the art will recognize, or be able to ascertain using no more than routine experimentation, many equivalents to the specific embodiments of the disclosure

described herein. Such equivalents are intended to be encompassed by the following claims.

All references, including patent documents, disclosed herein are incorporated by reference in their entirety.

SEQUENCE LISTING

<160> NUMBER OF SEQ ID NOS: 147
 <210> SEQ ID NO 1
 <211> LENGTH: 1620
 <212> TYPE: DNA
 <213> ORGANISM: Human metapneumovirus

-continued

<400> SEQUENCE: 1

```

atgagctgga aggtggtgat tatcttcagc ctgctgatta cacctcaaca cggcctgaag    60
gagagctacc tggaagagag ctgctccacc atcaccgagg gctacctgag cgtgctgcgg    120
accggctggt acaccaacgt gttcacctcg gaggtgggcg acgtggagaa cctgacctgc    180
agcgacggcc ctagcctgat caagaccgag ctggacctga ccaagagcgc tctgagagag    240
ctgaagaccg tgtccgcoga ccagctggcc agagaggaac agatcgagaa ccctcggcag    300
agcagattcg tgetggggcg catcgctctg ggagtcgccc ctgccctgctc agtgacagct    360
ggagtgggcca ttgctaagac catcagactg gaaagcgagg tgacagccat caacaatgcc    420
ctgaagaaga ccaacgaggc cgtgagcacc ctgggcaatg gagtggagag gctggccaca    480
gccgtgcccg agctgaagga cttcgtgagc aagaacctga ccagagccat caacaagaac    540
aagtgcgaca tcgatgaact gaagatggcc gtgagcttct cccagttcaa cagacggttc    600
ctgaacctgg tgagacagtt ctccgacaac gctggaatca cacctgccat tagcctggac    660
ctgatgaccg acgccgagct ggetagagcc gtgcccaaca tgcccaccag cgtggccag    720
atcaagctga tgctggagaa cagagccatg gtgcccagaa agggcttcgg catcctgatt    780
ggggtgtatg gaagctccgt gatctacatg gtgcagctgc ccatcttcgg cgtgatcgac    840
acaccctgct ggatcgtgaa ggcgctcctc agctgctccg agaagaaagg aaactatgcc    900
tgtctgctga gagaggacca gggctggtag tgccagaacg ccggaagcac agtgactat    960
cccaacgaga aggactcgca gaccagaggc gaccacgtgt tctgcgacac cgctgcccga    1020
atcaacctgg ccgagcagag caaggagtgc aacatcaaca tcagcacaac caactacccc    1080
tgcaaggtga gcaccggacg gcaccccata agcatggtgg ctctgagccc tctgggcgct    1140
ctggtggcct gctataaggg cgtgtcctgt agcatcgcca gcaatcgggt gggcatcacc    1200
aagcagctga acaagggatg ctctacatc accaaccagg acgccgacac cgtgaccatc    1260
gacaacaccg tgtaccagct gagcaaggtg gagggcgagc agcacgtgat caagggcaga    1320
cccgtgagct ccagcttoga ccccatcaag ttcctgagg accagttcaa cgtggccctg    1380
gaccaggtgt ttgagaacat cgagaacagc caggccctgg tggaccagag caacagaate    1440
ctgtccagcg ctgagaaggg caacaccggc ttcacattg tgatcattct gatcgccgtg    1500
ctgggcagct ccatgatcct ggtgagcacc ttcacatta tcaagaagac caagaacccc    1560
accggagccc ctctgagct gagcggcgtg accaacaatg gcttcattcc ccacaactga    1620

```

<210> SEQ ID NO 2

<211> LENGTH: 1620

<212> TYPE: DNA

<213> ORGANISM: Human metapneumovirus

<400> SEQUENCE: 2

```

atgtcttggg aagtgatgat catcatttcg ttactcataa caccocagca cgggctaaag    60
gagagttatt tggaagaatc atgtagtact ataactgagg gatacctcag tgttttaaga    120
acaggctggt acactaatgt cttcacatta gaagttggtg atgttgaaaa tcttacatgt    180
actgatggac ctagcttaat caaaacagaa cttgatctaa caaaaagtgc ttttaagggaa    240
ctcaaaacag tctctgctga tcagttggcg agagaggagc aaattgaaaa tcccagacaa    300
tcaagatttg tcttaggtgc gatagctctc ggagttgcta cagcagcagc agtcacagca    360
ggcattgcaa tagccaaaac cataaggcct gagagtgagg tgaatgcaat taaaggtgct    420

```

-continued

```

ctcaaacaaa ctaatgaagc agtatccaca ttagggaatg gtgtgcgggc cctagccact 480
gcagtgagag agctaaaaga atttgtgagc aaaaacctga ctagtgcgat caacaggaac 540
aaatgtgaca ttgctgatct gaagatggct gtcagcttca gtcattcaa cagaagattt 600
ctaaatgttg tgcggcagtt ttcagacaat gcagggataa caccagcaat atcattggac 660
ctgatgactg atgctgagtt ggccagagct gtatcataca tgccaacatc tgcagggcag 720
ataaaactga tgttggagaa ccgcgcaatg gtaaggagaa aaggatttg aatcctgata 780
ggggctctac gaagctctgt gatttacatg gttcaattgc cgatctttgg tgcataagat 840
acacctgttt ggatcatcaa ggcagctccc tcttctcag aaaaaacgg gaattatgct 900
tgcctcctaa gagaggatca aggggtggtat tgtaaaaatg caggatctac tgtttactac 960
ccaaatgaaa aagactgoga aacaagaggt gatcatgttt tttgtgacac agcagcaggg 1020
atcaatgttg ctgagcaatc aagagaatgc aacatcaaca tatctactac caactaccca 1080
tgcaaagtea gcacaggaag acaccctata agcatggttg cactatcacc tctcggtgct 1140
ttggtggctt gctataaagg ggttaagctgc tggattggca gcaattgggt tggaatcacc 1200
aaacaattac ccaaggctg ctcatacata accaaccagg atgcagacac tgtaacaatt 1260
gacaataccg tgtatcaact aagcaagtt gaaggtgaac agcatgtaat aaaagggaga 1320
ccagtttcaa gcagtttga tccaatcaag tttctgagg atcagttcaa tgttgcgctt 1380
gatcaagtct tcgaaagcat tgagaacag caggcactag tggaccagtc aaacaaaatt 1440
ctaaacagtg cagaaaaagg aaacactggt ttcattatcg tagtaatttt ggttctgctt 1500
cttggctctaa ccattgattc agtgagcatc atcatcataa tcaagaaaac aaggaagccc 1560
acaggagcac ctccagagct gaatggtgtc accaacggcg gtttcatacc acatagttag 1620

```

<210> SEQ ID NO 3

<211> LENGTH: 1620

<212> TYPE: DNA

<213> ORGANISM: Human metapneumovirus

<400> SEQUENCE: 3

```

atgtcttggg aagtgatgat tatcatttcg ttactcataa cacctcagca tggactaaaa 60
gaaagtattt tagaagaatc atgtagtact ataactgaag gatattctcag tgttttaaga 120
acaggttggg acaccaatgt ctttacatta gaagttggty atgttgaaa tcttacatgt 180
actgatggac ctagcttaat caaacagaa cttgacctaa ccaaaagtgc ttaagagaa 240
ctcaaacag tttctgctga tcagtttagc agagaagaac aaattgaaa tcccagacaa 300
tcaaggtttg tcctaggtgc aatagetctt ggagttgcca cagcagcagc agtcacagca 360
ggcattgcaa tagccaaaac tataaggctt gagagtgaag tgaatgcaat caaagggtgct 420
ctcaaacaaa ccaatgaggc agtatcaaca ctaggaaatg gagtgcgggt cctagccact 480
gcagtaagag agctgaaaga atttgtgagc aaaaacctga ctagtgcgat caacaagaac 540
aagtgtgaca ttgctgattt gaagatggct gtcagcttca gtcagttcaa cagaagattc 600
ctaaatgttg tgcggcagtt ttcagacaat gcagggataa caccagcaat atcattggac 660
ctgatgaatg atgctgagct ggccagagct gtatcataca tgccaacatc tgcaggacag 720
ataaaactaa tgttagagaa ccgtgcaatg gtgaggagaa aaggatttg aatcctgata 780
ggggctctac gaagctctgt gatttacatg gtcagctgc cgatctttgg tgcataaat 840
acacctgttt ggataatcaa ggcagctccc tcttctcag aaaaagatgg aaattatgct 900
tgcctcctaa gagaggatca aggggtggtat tgtaaaaatg caggatccac tgtttactac 960

```


-continued

```

ccaaatgaaa aagactgoga aacaagaggt gatcatgttt tttgtgacac agcagcaggg 1020
atcaatgttg ctgagcaatc aagagaatgc aacatcaaca tatctaccac caactaccca 1080
tgcaaagtca gcacaggaag acaccctatc agcatgggtg cactatcacc tctcggtgct 1140
ttggtagctt gctacaaagg ggttagctgc tgcactggca gtaatcaggt tggaataatc 1200
aaacaactac ctaaaggctg ctcatacata actaaccagg acgcagacac tgtaacaatt 1260
gacaacactg tgtatcaact aagcaaagtt gaggggtgaac agcatgtaat aaaagggaga 1320
ccagtttcaa gcagttttga tccaatcagg tttcctgagg atcagttcaa tgttgcgctt 1380
gatcaagtct ttgaaagcat tgaaaacagt caagcactag tggaccagtc aaacaaaatt 1440
ctgaacagtg cagaaaaagg aaacactggg ttcatatttg taataatfff gattgctggt 1500
cttgggtaa ccgatgttc agtgagcacc atcatcataa tcaaaaaaac aaggaagccc 1560
acaggggac ctccggagct gaatggtgtt accaacggcg gtttcatacc gcatagttag 1620

```

<210> SEQ ID NO 4

<211> LENGTH: 1725

<212> TYPE: DNA

<213> ORGANISM: Human respiratory syncytial virus

<400> SEQUENCE: 4

```

atggagttgc caatcctcaa aacaaatgca attaccacaa tcttctgctc agtcacactc 60
tgtttcgctt ccagtcaaaa catcactgaa gaattttatc aatcaacatg cagtgcagtt 120
agcaaaggct atcttagtgc tctaagaact ggttggtata ctagtgttat aactatagaa 180
ttaagtaata tcaaggaaaa taagtgtaat ggaacagatg ctaaggtaaa attgataaaa 240
caagaattag ataaatataa aaatgctgta acagaattgc agttgctcat gcaaagcaca 300
ccagcagcca acaatcgagc cagaagagaa ctaccaaggt ttatgaatta tacactcaat 360
aataccaaaa ataccaatgt aacattaagc aagaaaagga aaagaagatt tcttggcttt 420
ttgttaggtg ttggatctgc aatcgccagt ggcattgctg tatctaaggt cctgcacctc 480
gaaggggaag tgaacaaaat caaaagtgtc ctactatcca caaacaaaggc tgtagtcagc 540
ttatcaaagt gagttagttg cttaaccagc aaagtgttag acctcaaaaa ctatatagat 600
aaacagttgt tacctattgt gaacaagcaa agctgcagca tatcaaacat tgaactgtg 660
atagagttcc aacaaaagaa caacagacta ctagagatta ccagggaatt tagtgtaaat 720
gcaggtgtaa ctacacctgt aagcacttat atgttaacta atagtgaatt attatcatta 780
atcaatgata tgcctataac aaatgatcag aaaaagttaa tgtccaacaa tgttcaata 840
gttagacagc aaagttactc tatcatgtcc ataataaagg aggaagtctt agcatatgta 900
gtacaattac cactatatgg tghtaatagat acaccctgtt ggaaactgca cacatcccct 960
ctatgtacaa ccaacacaaa ggaaggttcc aacatctgct taacaagaac cgacagagga 1020
tggattgtg acaatgcagg atcagtatct ttcttcccac aagctgaaac atgtaaagtt 1080
caatcgaatc gggatatttg tgacacaatg aacagtttaa cattaccaag tgaagtaaat 1140
ctctgcaaca ttgacatatt caaccccaaa tatgattgca aaattatgac ttcaaaaaca 1200
gatgtaagca gctccgttat cacatctcta ggagccattg tgtcatgcta tggcaaaact 1260
aaatgtacag catccaataa aaatcgtggg atcataaaga cattttctaa cgggtgtgat 1320
tatgtatcaa ataagggggg ggatactgtg tctgtaggta atacattata ttatgtaaat 1380
aagcaagaag gcaaaagtct ctatgtaaaa ggtgaaccaa taataaattt ctatgacca 1440

```

-continued

ttagtgttcc cctctgatga atttgatgca tcaatatctc aagtcaatga gaagattaac 1500
 cagagcctag catttattcg taaatcogat gaattattac ataatgtaaa tgctggtaaa 1560
 tccaccacaa atatcatgat aactactata attatagtga ttatagtaat attggtatca 1620
 ttaattgcag ttggactgct cctatactgc aaggccagaa gcacaccagt cacactaagt 1680
 aaggatcaac tgagtgggat aaataatatt gcatttagta actga 1725

<210> SEQ ID NO 5
 <211> LENGTH: 539
 <212> TYPE: PRT
 <213> ORGANISM: Human metapneumovirus isolate

<400> SEQUENCE: 5

Met Ser Trp Lys Val Val Ile Ile Phe Ser Leu Leu Ile Thr Pro Gln
 1 5 10 15
 His Gly Leu Lys Glu Ser Tyr Leu Glu Glu Ser Cys Ser Thr Ile Thr
 20 25 30
 Glu Gly Tyr Leu Ser Val Leu Arg Thr Gly Trp Tyr Thr Asn Val Phe
 35 40 45
 Thr Leu Glu Val Gly Asp Val Glu Asn Leu Thr Cys Ser Asp Gly Pro
 50 55 60
 Ser Leu Ile Lys Thr Glu Leu Asp Leu Thr Lys Ser Ala Leu Arg Glu
 65 70 75 80
 Leu Lys Thr Val Ser Ala Asp Gln Leu Ala Arg Glu Glu Gln Ile Glu
 85 90 95
 Asn Pro Arg Gln Ser Arg Phe Val Leu Gly Ala Ile Ala Leu Gly Val
 100 105 110
 Ala Ala Ala Ala Ala Val Thr Ala Gly Val Ala Ile Ala Lys Thr Ile
 115 120 125
 Arg Leu Glu Ser Glu Val Thr Ala Ile Asn Asn Ala Leu Lys Lys Thr
 130 135 140
 Asn Glu Ala Val Ser Thr Leu Gly Asn Gly Val Arg Val Leu Ala Thr
 145 150 155 160
 Ala Val Arg Glu Leu Lys Asp Phe Val Ser Lys Asn Leu Thr Arg Ala
 165 170 175
 Ile Asn Lys Asn Lys Cys Asp Ile Asp Asp Leu Lys Met Ala Val Ser
 180 185 190
 Phe Ser Gln Phe Asn Arg Arg Phe Leu Asn Val Val Arg Gln Phe Ser
 195 200 205
 Asp Asn Ala Gly Ile Thr Pro Ala Ile Ser Leu Asp Leu Met Thr Asp
 210 215 220
 Ala Glu Leu Ala Arg Ala Val Pro Asn Met Pro Thr Ser Ala Gly Gln
 225 230 235 240
 Ile Lys Leu Met Leu Glu Asn Arg Ala Met Val Arg Arg Lys Gly Phe
 245 250 255
 Gly Ile Leu Ile Gly Val Tyr Gly Ser Ser Val Ile Tyr Met Val Gln
 260 265 270
 Leu Pro Ile Phe Gly Val Ile Asp Thr Pro Cys Trp Ile Val Lys Ala
 275 280 285
 Ala Pro Ser Cys Ser Glu Lys Lys Gly Asn Tyr Ala Cys Leu Leu Arg
 290 295 300
 Glu Asp Gln Gly Trp Tyr Cys Gln Asn Ala Gly Ser Thr Val Tyr Tyr
 305 310 315 320
 Pro Asn Glu Lys Asp Cys Glu Thr Arg Gly Asp His Val Phe Cys Asp

-continued

	325		330		335
Thr Ala Ala Gly Ile Asn Val Ala Glu Gln Ser Lys Glu Cys Asn Ile	340		345		350
Asn Ile Ser Thr Thr Asn Tyr Pro Cys Lys Val Ser Thr Gly Arg His	355		360		365
Pro Ile Ser Met Val Ala Leu Ser Pro Leu Gly Ala Leu Val Ala Cys	370		375		380
Tyr Lys Gly Val Ser Cys Ser Ile Gly Ser Asn Arg Val Gly Ile Ile	385		390		400
Lys Gln Leu Asn Lys Gly Cys Ser Tyr Ile Thr Asn Gln Asp Ala Asp	405		410		415
Thr Val Thr Ile Asp Asn Thr Val Tyr Gln Leu Ser Lys Val Glu Gly	420		425		430
Glu Gln His Val Ile Lys Gly Arg Pro Val Ser Ser Ser Phe Asp Pro	435		440		445
Ile Lys Phe Pro Glu Asp Gln Phe Asn Val Ala Leu Asp Gln Val Phe	450		455		460
Glu Asn Ile Glu Asn Ser Gln Ala Leu Val Asp Gln Ser Asn Arg Ile	465		470		480
Leu Ser Ser Ala Glu Lys Gly Asn Thr Gly Phe Ile Ile Val Ile Ile	485		490		495
Leu Ile Ala Val Leu Gly Ser Ser Met Ile Leu Val Ser Ile Phe Ile	500		505		510
Ile Ile Lys Lys Thr Lys Lys Pro Thr Gly Ala Pro Pro Glu Leu Ser	515		520		525
Gly Val Thr Asn Asn Gly Phe Ile Pro His Asn	530		535		

<210> SEQ ID NO 6
 <211> LENGTH: 539
 <212> TYPE: PRT
 <213> ORGANISM: Human metapneumovirus

<400> SEQUENCE: 6

Met Ser Trp Lys Val Met Ile Ile Ile Ser Leu Leu Ile Thr Pro Gln	1	5	10	15
His Gly Leu Lys Glu Ser Tyr Leu Glu Glu Ser Cys Ser Thr Ile Thr	20	25	30	
Glu Gly Tyr Leu Ser Val Leu Arg Thr Gly Trp Tyr Thr Asn Val Phe	35	40	45	
Thr Leu Glu Val Gly Asp Val Glu Asn Leu Thr Cys Thr Asp Gly Pro	50	55	60	
Ser Leu Ile Lys Thr Glu Leu Asp Leu Thr Lys Ser Ala Leu Arg Glu	65	70	75	80
Leu Lys Thr Val Ser Ala Asp Gln Leu Ala Arg Glu Glu Gln Ile Glu	85	90	95	
Asn Pro Arg Gln Ser Arg Phe Val Leu Gly Ala Ile Ala Leu Gly Val	100	105	110	
Ala Thr Ala Ala Ala Val Thr Ala Gly Ile Ala Ile Ala Lys Thr Ile	115	120	125	
Arg Leu Glu Ser Glu Val Asn Ala Ile Lys Gly Ala Leu Lys Gln Thr	130	135	140	
Asn Glu Ala Val Ser Thr Leu Gly Asn Gly Val Arg Val Leu Ala Thr	145	150	155	160

-continued

Ala Val Arg Glu Leu Lys Glu Phe Val Ser Lys Asn Leu Thr Ser Ala
165 170 175

Ile Asn Arg Asn Lys Cys Asp Ile Ala Asp Leu Lys Met Ala Val Ser
180 185 190

Phe Ser Gln Phe Asn Arg Arg Phe Leu Asn Val Val Arg Gln Phe Ser
195 200 205

Asp Asn Ala Gly Ile Thr Pro Ala Ile Ser Leu Asp Leu Met Thr Asp
210 215 220

Ala Glu Leu Ala Arg Ala Val Ser Tyr Met Pro Thr Ser Ala Gly Gln
225 230 235 240

Ile Lys Leu Met Leu Glu Asn Arg Ala Met Val Arg Arg Lys Gly Phe
245 250 255

Gly Ile Leu Ile Gly Val Tyr Gly Ser Ser Val Ile Tyr Met Val Gln
260 265 270

Leu Pro Ile Phe Gly Val Ile Asp Thr Pro Cys Trp Ile Ile Lys Ala
275 280 285

Ala Pro Ser Cys Ser Glu Lys Asn Gly Asn Tyr Ala Cys Leu Leu Arg
290 295 300

Glu Asp Gln Gly Trp Tyr Cys Lys Asn Ala Gly Ser Thr Val Tyr Tyr
305 310 315 320

Pro Asn Glu Lys Asp Cys Glu Thr Arg Gly Asp His Val Phe Cys Asp
325 330 335

Thr Ala Ala Gly Ile Asn Val Ala Glu Gln Ser Arg Glu Cys Asn Ile
340 345 350

Asn Ile Ser Thr Thr Asn Tyr Pro Cys Lys Val Ser Thr Gly Arg His
355 360 365

Pro Ile Ser Met Val Ala Leu Ser Pro Leu Gly Ala Leu Val Ala Cys
370 375 380

Tyr Lys Gly Val Ser Cys Ser Ile Gly Ser Asn Trp Val Gly Ile Ile
385 390 395 400

Lys Gln Leu Pro Lys Gly Cys Ser Tyr Ile Thr Asn Gln Asp Ala Asp
405 410 415

Thr Val Thr Ile Asp Asn Thr Val Tyr Gln Leu Ser Lys Val Glu Gly
420 425 430

Glu Gln His Val Ile Lys Gly Arg Pro Val Ser Ser Ser Phe Asp Pro
435 440 445

Ile Lys Phe Pro Glu Asp Gln Phe Asn Val Ala Leu Asp Gln Val Phe
450 455 460

Glu Ser Ile Glu Asn Ser Gln Ala Leu Val Asp Gln Ser Asn Lys Ile
465 470 475 480

Leu Asn Ser Ala Glu Lys Gly Asn Thr Gly Phe Ile Ile Val Val Ile
485 490 495

Leu Val Ala Val Leu Gly Leu Thr Met Ile Ser Val Ser Ile Ile Ile
500 505 510

Ile Ile Lys Lys Thr Arg Lys Pro Thr Gly Ala Pro Pro Glu Leu Asn
515 520 525

Gly Val Thr Asn Gly Gly Phe Ile Pro His Ser
530 535

<210> SEQ ID NO 7

<211> LENGTH: 539

<212> TYPE: PRT

<213> ORGANISM: Human metapneumovirus

<400> SEQUENCE: 7

-continued

Met Ser Trp Lys Val Met Ile Ile Ile Ser Leu Leu Ile Thr Pro Gln
 1 5 10 15
 His Gly Leu Lys Glu Ser Tyr Leu Glu Glu Ser Cys Ser Thr Ile Thr
 20 25 30
 Glu Gly Tyr Leu Ser Val Leu Arg Thr Gly Trp Tyr Thr Asn Val Phe
 35 40 45
 Thr Leu Glu Val Gly Asp Val Glu Asn Leu Thr Cys Thr Asp Gly Pro
 50 55 60
 Ser Leu Ile Lys Thr Glu Leu Asp Leu Thr Lys Ser Ala Leu Arg Glu
 65 70 75 80
 Leu Lys Thr Val Ser Ala Asp Gln Leu Ala Arg Glu Glu Gln Ile Glu
 85 90 95
 Asn Pro Arg Gln Ser Arg Phe Val Leu Gly Ala Ile Ala Leu Gly Val
 100 105 110
 Ala Thr Ala Ala Ala Val Thr Ala Gly Ile Ala Ile Ala Lys Thr Ile
 115 120 125
 Arg Leu Glu Ser Glu Val Asn Ala Ile Lys Gly Ala Leu Lys Thr Thr
 130 135 140
 Asn Glu Ala Val Ser Thr Leu Gly Asn Gly Val Arg Val Leu Ala Thr
 145 150 155 160
 Ala Val Arg Glu Leu Lys Glu Phe Val Ser Lys Asn Leu Thr Ser Ala
 165 170 175
 Ile Asn Lys Asn Lys Cys Asp Ile Ala Asp Leu Lys Met Ala Val Ser
 180 185 190
 Phe Ser Gln Phe Asn Arg Arg Phe Leu Asn Val Val Arg Gln Phe Ser
 195 200 205
 Asp Asn Ala Gly Ile Thr Pro Ala Ile Ser Leu Asp Leu Met Asn Asp
 210 215 220
 Ala Glu Leu Ala Arg Ala Val Ser Tyr Met Pro Thr Ser Ala Gly Gln
 225 230 235 240
 Ile Lys Leu Met Leu Glu Asn Arg Ala Met Val Arg Arg Lys Gly Phe
 245 250 255
 Gly Ile Leu Ile Gly Val Tyr Gly Ser Ser Val Ile Tyr Met Val Gln
 260 265 270
 Leu Pro Ile Phe Gly Val Ile Asn Thr Pro Cys Trp Ile Ile Lys Ala
 275 280 285
 Ala Pro Ser Cys Ser Glu Lys Asp Gly Asn Tyr Ala Cys Leu Leu Arg
 290 295 300
 Glu Asp Gln Gly Trp Tyr Cys Lys Asn Ala Gly Ser Thr Val Tyr Tyr
 305 310 315 320
 Pro Asn Glu Lys Asp Cys Glu Thr Arg Gly Asp His Val Phe Cys Asp
 325 330 335
 Thr Ala Ala Gly Ile Asn Val Ala Glu Gln Ser Arg Glu Cys Asn Ile
 340 345 350
 Asn Ile Ser Thr Thr Asn Tyr Pro Cys Lys Val Ser Thr Gly Arg His
 355 360 365
 Pro Ile Ser Met Val Ala Leu Ser Pro Leu Gly Ala Leu Val Ala Cys
 370 375 380
 Tyr Lys Gly Val Ser Cys Ser Thr Gly Ser Asn Gln Val Gly Ile Ile
 385 390 395 400
 Lys Gln Leu Pro Lys Gly Cys Ser Tyr Ile Thr Asn Gln Asp Ala Asp
 405 410 415

-continued

Thr Val Thr Ile Asp Asn Thr Val Tyr Gln Leu Ser Lys Val Glu Gly
 420 425 430
 Glu Gln His Val Ile Lys Gly Arg Pro Val Ser Ser Ser Phe Asp Pro
 435 440 445
 Ile Arg Phe Pro Glu Asp Gln Phe Asn Val Ala Leu Asp Gln Val Phe
 450 455 460
 Glu Ser Ile Glu Asn Ser Gln Ala Leu Val Asp Gln Ser Asn Lys Ile
 465 470 475 480
 Leu Asn Ser Ala Glu Lys Gly Asn Thr Gly Phe Ile Ile Val Ile Ile
 485 490 495
 Leu Ile Ala Val Leu Gly Leu Thr Met Ile Ser Val Ser Ile Ile Ile
 500 505 510
 Ile Ile Lys Lys Thr Arg Lys Pro Thr Gly Ala Pro Pro Glu Leu Asn
 515 520 525
 Gly Val Thr Asn Gly Gly Phe Ile Pro His Ser
 530 535

<210> SEQ ID NO 8
 <211> LENGTH: 574
 <212> TYPE: PRT
 <213> ORGANISM: Human respiratory syncytial virus

<400> SEQUENCE: 8

Met Glu Leu Pro Ile Leu Lys Thr Asn Ala Ile Thr Thr Ile Leu Ala
 1 5 10 15
 Ala Val Thr Leu Cys Phe Ala Ser Ser Gln Asn Ile Thr Glu Glu Phe
 20 25 30
 Tyr Gln Ser Thr Cys Ser Ala Val Ser Lys Gly Tyr Leu Ser Ala Leu
 35 40 45
 Arg Thr Gly Trp Tyr Thr Ser Val Ile Thr Ile Glu Leu Ser Asn Ile
 50 55 60
 Lys Glu Asn Lys Cys Asn Gly Thr Asp Ala Lys Val Lys Leu Ile Lys
 65 70 75 80
 Gln Glu Leu Asp Lys Tyr Lys Asn Ala Val Thr Glu Leu Gln Leu Leu
 85 90 95
 Met Gln Ser Thr Pro Ala Ala Asn Asn Arg Ala Arg Arg Glu Leu Pro
 100 105 110
 Arg Phe Met Asn Tyr Thr Leu Asn Asn Thr Lys Asn Thr Asn Val Thr
 115 120 125
 Leu Ser Lys Lys Arg Lys Arg Arg Phe Leu Gly Phe Leu Leu Gly Val
 130 135 140
 Gly Ser Ala Ile Ala Ser Gly Ile Ala Val Ser Lys Val Leu His Leu
 145 150 155 160
 Glu Gly Glu Val Asn Lys Ile Lys Ser Ala Leu Leu Ser Thr Asn Lys
 165 170 175
 Ala Val Val Ser Leu Ser Asn Gly Val Ser Val Leu Thr Ser Lys Val
 180 185 190
 Leu Asp Leu Lys Asn Tyr Ile Asp Lys Gln Leu Leu Pro Ile Val Asn
 195 200 205
 Lys Gln Ser Cys Ser Ile Ser Asn Ile Glu Thr Val Ile Glu Phe Gln
 210 215 220
 Gln Lys Asn Asn Arg Leu Leu Glu Ile Thr Arg Glu Phe Ser Val Asn
 225 230 235 240
 Ala Gly Val Thr Thr Pro Val Ser Thr Tyr Met Leu Thr Asn Ser Glu
 245 250 255

-continued

Leu Leu Ser Leu Ile Asn Asp Met Pro Ile Thr Asn Asp Gln Lys Lys
 260 265 270

Leu Met Ser Asn Asn Val Gln Ile Val Arg Gln Gln Ser Tyr Ser Ile
 275 280 285

Met Ser Ile Ile Lys Glu Glu Val Leu Ala Tyr Val Val Gln Leu Pro
 290 295 300

Leu Tyr Gly Val Ile Asp Thr Pro Cys Trp Lys Leu His Thr Ser Pro
 305 310 315 320

Leu Cys Thr Thr Asn Thr Lys Glu Gly Ser Asn Ile Cys Leu Thr Arg
 325 330 335

Thr Asp Arg Gly Trp Tyr Cys Asp Asn Ala Gly Ser Val Ser Phe Phe
 340 345 350

Pro Gln Ala Glu Thr Cys Lys Val Gln Ser Asn Arg Val Phe Cys Asp
 355 360 365

Thr Met Asn Ser Leu Thr Leu Pro Ser Glu Val Asn Leu Cys Asn Ile
 370 375 380

Asp Ile Phe Asn Pro Lys Tyr Asp Cys Lys Ile Met Thr Ser Lys Thr
 385 390 395 400

Asp Val Ser Ser Ser Val Ile Thr Ser Leu Gly Ala Ile Val Ser Cys
 405 410 415

Tyr Gly Lys Thr Lys Cys Thr Ala Ser Asn Lys Asn Arg Gly Ile Ile
 420 425 430

Lys Thr Phe Ser Asn Gly Cys Asp Tyr Val Ser Asn Lys Gly Val Asp
 435 440 445

Thr Val Ser Val Gly Asn Thr Leu Tyr Tyr Val Asn Lys Gln Glu Gly
 450 455 460

Lys Ser Leu Tyr Val Lys Gly Glu Pro Ile Ile Asn Phe Tyr Asp Pro
 465 470 475 480

Leu Val Phe Pro Ser Asp Glu Phe Asp Ala Ser Ile Ser Gln Val Asn
 485 490 495

Glu Lys Ile Asn Gln Ser Leu Ala Phe Ile Arg Lys Ser Asp Glu Leu
 500 505 510

Leu His Asn Val Asn Ala Gly Lys Ser Thr Thr Asn Ile Met Ile Thr
 515 520 525

Thr Ile Ile Ile Val Ile Ile Val Ile Leu Leu Ser Leu Ile Ala Val
 530 535 540

Gly Leu Leu Leu Tyr Cys Lys Ala Arg Ser Thr Pro Val Thr Leu Ser
 545 550 555 560

Lys Asp Gln Leu Ser Gly Ile Asn Asn Ile Ala Phe Ser Asn
 565 570

<210> SEQ ID NO 9
 <211> LENGTH: 1617
 <212> TYPE: DNA
 <213> ORGANISM: Human parainfluenza virus 3

<400> SEQUENCE: 9

atgccaatTT caatactgTT aattattaca accatgatca tggcatcaca ctgccaaata 60
 gacatcacia aactacagca tgtaggtgta ttggTcaaca gtcccaaagg gatgaagata 120
 tcacaaaact tcgaacaag atatctaate ctgagTctca taccaaaaat agaagattct 180
 aactcttgTg gTgaccaaca gatcaagcaa tacaagaggT tattggatag actgatcatt 240
 cctttatag atggactaag attacagaag gatgtgatag tgactaatca agaatccaat 300

-continued

gaaaacactg atcccagaac agaacgattc tttggagggg taattggaac tattgctcta	360
ggagtagcaa cctcagcaca aattacagca gcagttgctc tggttgaagc caagcaggca	420
agatcagaca ttgaaaaact caaggaagca atcagggaca caaataaagc agtgcagtca	480
gttcagagct ctgtaggaaa tttgatagta gcaattaaat cagtccagga ttatgtcaac	540
aaagaaatcg tgccatcgat tgcgagacta ggttgtgaag cagcaggact tcagttaggg	600
attgcattaa cacagcatta ctcagaatta acaaatatat ttggtgataa cataggatcg	660
ttacaagaaa aaggaataaa attacaaggt atagcatcat tataccgtac aaatatcaca	720
gaaatattca caacatcaac agttgacaaa tatgatattt atgatctatt atttacagaa	780
tcaataaagg tgagagttat agatgttgat ttgaatgatt actcaataac cctccaagtc	840
agactccctt tattgaccag actgctgaac actcaaatct acaaagtaga ttccatatca	900
tacaatatcc aaaatagaga atggtatata cctcttccca gccatatcat gacgaaaggg	960
gcatttctag gtggagcaga tgtcaagaa tgcatagaag cattcagcag ttatatatgc	1020
ccttctgata caggatttgt actaaacct gaaatggaga gctgtctatc aggaaacata	1080
teccaatgta caagaaccac agtcacatca gacatagttc ctaggtatgc atttgcatt	1140
ggaggagtgg ttgcgaattg tataacaact acatgtacat gcaatggat cggtaataga	1200
atcaaccaac cacctgatca aggagtcaaa attataaac ataaagaatg taatacaata	1260
ggtatcaacg gaatgctatt caacacaaac aaagaaggaa ctcttgcat ctacacacca	1320
gacgacataa cattaaacaa ttctgttgca cttgatccga ttgacatata aatcgagctc	1380
aacaaggcca aatcagatct tgaggaaatca aaagaatgga taagaaggtc aatcaaaaag	1440
ctagattcta ttggaagttg gcatcaatct agcactacaa tcatagttat tttgataatg	1500
atgattatat tgtttataat taatataaca ataattacaa ttgcaattaa gtattacaga	1560
attcaaaaga gaaatcgagt ggatcaaaat gataagccgt atgtattaac aaacaag	1617

<210> SEQ ID NO 10

<211> LENGTH: 1716

<212> TYPE: DNA

<213> ORGANISM: Human parainfluenza virus 3

<400> SEQUENCE: 10

atggaatact ggaagcacac caaccacgga aaggatgctg gtaatgagct ggagacatcc	60
acagccactc atggcaacaa gctcaccac aagataacat atatatttg gacgataacc	120
ctggtgttat tatcaatagt cttcatcata gtgctaacta attccatcaa aagtgaaaag	180
gccccggaat cattgctaca agacataaat aatgagttaa tggaaagttac agaaaagatc	240
caagtggcat cggataatac taatgatcta atacagtcag gagtgaatac aaggettctt	300
acaattcaga gtcatgtcca gaattatata ccaatatcat tgacacaaca aatatcggat	360
cttaggaaat tcattagtga aattacaatt agaaatgata atcaagaagt gccaccacaa	420
agaataacac atgatgtggg tataaaacct ttaaatccag atgatttctg gagatgcacg	480
tctggtcttc catctttgat gaaaactcca aaaataagat taatgccggg accaggatta	540
ttagctatgc caacgactgt tgatggctgt gtcagaacct cgtccttagt gataaatgat	600
ctgatttatg cttacacctc aaatctaatt actcgaggtt gccaggatat agggaaatca	660
tatcaagtat tacagatagg gataataact gtaaaactcag acttggatcc tgacttaaat	720
cctaggatct ctcatacctt caacataaat gacaatagaa agtcatgttc tctagcactc	780
ctaaatacag atgtatatca actgtgttca accccaaaag ttgatgaaag atcagattat	840

-continued

```

gcateatcag gcatagaaga tattgtactt gatattgtca attatgatgg ctcaatctcg 900
acaacaagat ttaagaataa taatataagt tttgatcaac catatgctggc attataccca 960
tctgttggac cagggatata ctacaaaggc aaaataatat ttctcgggta tggaggtctt 1020
gaacatccaa taaatgagaa tgcaatctgc aacacaactg ggtgtcctgg gaaaacacag 1080
agagactgta atcaagcadc tcatagtcca tggttttcag atagaaggat ggtcaactct 1140
ataattgttg ttgacaaggg cttgaaactca gttccaaaat tgaaggtatg gacgatatct 1200
atgagacaaa attactgggg gtcagaagga agattacttc tactaggtaa caagatctac 1260
atatacacia gatctacaag ttggcacagc aagttacaat taggaataat tgacattact 1320
gactacagtg atataaggat aaaatggaca tggcataatg tgctatcaag accaggaaac 1380
aatgaatgtc catggggaca ttcatgtccg gatggatgta taacgggagt atataccgat 1440
gcataatccac tcaatcccac aggaagcatt gtatcatctg tcatattgga ctcaaaaaa 1500
tcgagagtca acccagtcac aacttactca acagcaaccg aaagggtaaa cgagctggct 1560
atccgaaaaca aaacactctc agctgggtac acaacaacia gctgcattac aactataac 1620
aaagggtatt gttttcatat agtagaaata aatcataaaa gcttaaacac atttcaacc 1680
atgttgttca aaacagagat tccaaaaagc tgcagt 1716

```

<210> SEQ ID NO 11

<211> LENGTH: 1716

<212> TYPE: DNA

<213> ORGANISM: Artificial Sequence

<220> FEATURE:

<223> OTHER INFORMATION: Synthetic Polynucleotide

<400> SEQUENCE: 11

```

atggaatact ggaagcacac caaccacggc aaggacgctg gcaacgagct ggaaccagc 60
acagccacac acggcaacia gctgaccaac aagatcacct acatcctgtg gaccatcac 120
ctggtgctgc tgagcatcgt gttcatcadc gtgctgacca atagcatcaa gagcgagaag 180
gccagagaga gcctgctgca ggacatcaac aacgagttca tggaaagtac cgagaagatc 240
caggtggcca gcgacaacac caacgaactg atccagagcg gcgtgaaacac ccgctgctg 300
accatccaga gccacgtgca gaactacadc cccatcagcc tgacccagca gatcagcgac 360
ctgcygaagt tcatcagcga gatcaccadc cyggaacgaca accaggaagt gccccccag 420
agaatcacc acgacgtggg catcaagccc ctgaaccccg acgatttctg gcggtgtaca 480
agcggcctgc ccagcctgat gaagaccccc aagatccggc tgatgctgg ccctggactg 540
ctggccatgc ctaccacagt ggatggctgt gtgcyggaacc ccagcctcgt gatcaacgat 600
ctgatctacg cctacaccag caacctgadc acccggggct gccaggatat cggcaagagc 660
taccaggtgc tgcagatcgg catcatcacc gtgaaactcc acctgggtgcc cgacctgaac 720
cctcggatca gccacacctt caacatcaac gacaacagaa agagctgcag cctggctctg 780
ctgaacaccg acgtgtacca gctgtgcagc acccccaagg tggacgagag aagcgactac 840
gccagcagcg gcacgcagga tatcgtgctg gacatcgtga actacgacgg cagcatcagc 900
accaccgggt tcaagaacia caacatcagc ttcgaccagc cctacgccc cctgtaccct 960
tctgtgggcc ctggcatcta ctacaagggc aagatcatct tctgggcta cggcggcctg 1020
gaacacccca tcaacgagaa cgcctatctg aacaccaccg gctgccctgg caagaccag 1080
agagactgca atcagggcag ccacagcccc tggttcagcg accgcagaat ggtcaactct 1140

```

-continued

```

atcatcgtgg tggacaaggg cctgaacagc gtgcccgaagc tgaaagtgtg gacaatcagc 1200
atgcccagca actactgggg cagcgagggc agacttctgc tgctgggaaa caagatctac 1260
atctacaccc ggtccaccag ctggcacagc aaactgcagc tgggaatcat cgacatcacc 1320
gactacagcg acatccggat caagtggacc tggcacaacg tgctgagcag acccggcaac 1380
aatgagtgcc cttggggcca cagctgcccc gatggatgta tcaccggcgt gtacaccgac 1440
gectaccccc tgaatectac cggctccatc gtgtccagcg tgatcctgga cagccagaaa 1500
agcagagtga accccgtgat cacatacagc accgccaccg agagagtgaa cgaactggcc 1560
atcagaaaaca agaccctgag cgcgggctac accaccacaa gctgcatcac aactacaac 1620
aagggtact gcttccatc cgtggaatc aaccacaagt ccctgaaac cttccagccc 1680
atgctgttca agaccgagat cccaagagc tgctcc 1716

```

<210> SEQ ID NO 12

<211> LENGTH: 1617

<212> TYPE: DNA

<213> ORGANISM: Artificial Sequence

<220> FEATURE:

<223> OTHER INFORMATION: Synthetic Polynucleotide

<400> SEQUENCE: 12

```

atgcccata gcacctgct gatcatcacc acaatgatca tggccagcca ctgccagatc 60
gacatcacca agctgcagca cgtgggctg ctcgtgaaca gcccgaagg catgaagatc 120
agccagaact tcgagacagc ctacctgac ctgagcctga tcccgaagat cgaggacagc 180
aacagctgcg ggcaccagca gatcaagcag tacaagcggc tgctggacag actgatcctc 240
cccctgtacg acggcctgcg gctgcagaaa gacgtgatcg tgaccaacca ggaagcaac 300
gagaacaccg acccccggac cgagagatc ttcggcggcg tgatcggcac aatcgccctg 360
ggagtggcca caagcgcaca gattacagcc gctgtggccc tgggtggaagc caagcaggcc 420
agaagcgaca tcgagaagct gaaagaggcc atccgggaca ccaacaaggc cgtgcagagc 480
gtgcagtcca gcgtgggcaa tctgatcgtg gccatcaagt ccgtgcagga ctacgtgaac 540
aaagaaatcg tgccctctat cgcgggctg ggctgtgaag ctgcccgact gcagctgggc 600
attgccctga cacagcacta cagcgagctg accaactct tcggcgacaa catcggcagc 660
ctgcaggaaa agggcattaa gctgcaggga atcggcagcc tgtaccgac caacatcacc 720
gagatcttca ccaccagcac cgtggataag tacgacatct acgacctgct gttaccgag 780
agcatcaaag tgcgctgat cgacgtggac ctgaacgact acagcatcac cctgcaagtg 840
cggtgcccc tgctgaccag actgctgaac acccagatct acaagggtgga cagcatctcc 900
tacaacatcc agaaccgaga gtggtacatc cctctgcccc gccacattat gaccaagggc 960
gcctttctgg gcggagccga cgtgaaagag tgcctcaggg ccttcagcag ctacatctgc 1020
cccagcgacc ctggcttctg gctgaaccac gagatggaaa gctgctgag cggcaacatc 1080
agccagtgcc ccagaaccac cgtgacctcc gacatcgtgc ccagatacgc ctctgtgaat 1140
ggcggcgtgg tggccaactg catcaccacc acctgtacct gcaacggcat cgcaaccgg 1200
atcaaccagc ctcccgatca gggcgtgaag attatcacc acaagagtg taacaccatc 1260
ggcatcaaag gcctgctgtt caataccaac aaagagggca ccctggcctt ctacaccccc 1320
gacgatata ccctgaacaa ctcctggct ctggacccca tcgacatctc catcgagctg 1380
aacaaggcca agagcgacct ggaagagtcc aaagagtgga tccggcggag caaccagaag 1440
ctggactcta tcggcagctg gcaccagagc agcaccacca tcctcgtgat cctgattatg 1500

```

-continued

atgattatoc tgttcatcat caacattacc atcatcacta tggccattaa gtactaccgg 1560

atccagaaac ggaaccgggt ggaccagaat gacaagccct acgtgctgac aaacaag 1617

<210> SEQ ID NO 13

<211> LENGTH: 539

<212> TYPE: PRT

<213> ORGANISM: Human parainfluenza virus 3

<400> SEQUENCE: 13

Met Pro Ile Ser Ile Leu Leu Ile Ile Thr Thr Met Ile Met Ala Ser
1 5 10 15

His Cys Gln Ile Asp Ile Thr Lys Leu Gln His Val Gly Val Leu Val
20 25 30

Asn Ser Pro Lys Gly Met Lys Ile Ser Gln Asn Phe Glu Thr Arg Tyr
35 40 45

Leu Ile Leu Ser Leu Ile Pro Lys Ile Glu Asp Ser Asn Ser Cys Gly
50 55 60

Asp Gln Gln Ile Lys Gln Tyr Lys Arg Leu Leu Asp Arg Leu Ile Ile
65 70 75 80

Pro Leu Tyr Asp Gly Leu Arg Leu Gln Lys Asp Val Ile Val Thr Asn
85 90 95

Gln Glu Ser Asn Glu Asn Thr Asp Pro Arg Thr Glu Arg Phe Phe Gly
100 105 110

Gly Val Ile Gly Thr Ile Ala Leu Gly Val Ala Thr Ser Ala Gln Ile
115 120 125

Thr Ala Ala Val Ala Leu Val Glu Ala Lys Gln Ala Arg Ser Asp Ile
130 135 140

Glu Lys Leu Lys Glu Ala Ile Arg Asp Thr Asn Lys Ala Val Gln Ser
145 150 155 160

Val Gln Ser Ser Val Gly Asn Leu Ile Val Ala Ile Lys Ser Val Gln
165 170 175

Asp Tyr Val Asn Lys Glu Ile Val Pro Ser Ile Ala Arg Leu Gly Cys
180 185 190

Glu Ala Ala Gly Leu Gln Leu Gly Ile Ala Leu Thr Gln His Tyr Ser
195 200 205

Glu Leu Thr Asn Ile Phe Gly Asp Asn Ile Gly Ser Leu Gln Glu Lys
210 215 220

Gly Ile Lys Leu Gln Gly Ile Ala Ser Leu Tyr Arg Thr Asn Ile Thr
225 230 235 240

Glu Ile Phe Thr Thr Ser Thr Val Asp Lys Tyr Asp Ile Tyr Asp Leu
245 250 255

Leu Phe Thr Glu Ser Ile Lys Val Arg Val Ile Asp Val Asp Leu Asn
260 265 270

Asp Tyr Ser Ile Thr Leu Gln Val Arg Leu Pro Leu Leu Thr Arg Leu
275 280 285

Leu Asn Thr Gln Ile Tyr Lys Val Asp Ser Ile Ser Tyr Asn Ile Gln
290 295 300

Asn Arg Glu Trp Tyr Ile Pro Leu Pro Ser His Ile Met Thr Lys Gly
305 310 315 320

Ala Phe Leu Gly Gly Ala Asp Val Lys Glu Cys Ile Glu Ala Phe Ser
325 330 335

Ser Tyr Ile Cys Pro Ser Asp Pro Gly Phe Val Leu Asn His Glu Met
340 345 350

-continued

Glu Ser Cys Leu Ser Gly Asn Ile Ser Gln Cys Pro Arg Thr Thr Val
 355 360 365
 Thr Ser Asp Ile Val Pro Arg Tyr Ala Phe Val Asn Gly Gly Val Val
 370 375 380
 Ala Asn Cys Ile Thr Thr Thr Cys Thr Cys Asn Gly Ile Gly Asn Arg
 385 390 395 400
 Ile Asn Gln Pro Pro Asp Gln Gly Val Lys Ile Ile Thr His Lys Glu
 405 410 415
 Cys Asn Thr Ile Gly Ile Asn Gly Met Leu Phe Asn Thr Asn Lys Glu
 420 425 430
 Gly Thr Leu Ala Phe Tyr Thr Pro Asp Asp Ile Thr Leu Asn Asn Ser
 435 440 445
 Val Ala Leu Asp Pro Ile Asp Ile Ser Ile Glu Leu Asn Lys Ala Lys
 450 455 460
 Ser Asp Leu Glu Glu Ser Lys Glu Trp Ile Arg Arg Ser Asn Gln Lys
 465 470 475 480
 Leu Asp Ser Ile Gly Ser Trp His Gln Ser Ser Thr Thr Ile Ile Val
 485 490 495
 Ile Leu Ile Met Met Ile Ile Leu Phe Ile Ile Asn Ile Thr Ile Ile
 500 505 510
 Thr Ile Ala Ile Lys Tyr Tyr Arg Ile Gln Lys Arg Asn Arg Val Asp
 515 520 525
 Gln Asn Asp Lys Pro Tyr Val Leu Thr Asn Lys
 530 535

<210> SEQ ID NO 14
 <211> LENGTH: 572
 <212> TYPE: PRT
 <213> ORGANISM: Human parainfluenza virus 3

<400> SEQUENCE: 14

Met Glu Tyr Trp Lys His Thr Asn His Gly Lys Asp Ala Gly Asn Glu
 1 5 10 15
 Leu Glu Thr Ser Thr Ala Thr His Gly Asn Lys Leu Thr Asn Lys Ile
 20 25 30
 Thr Tyr Ile Leu Trp Thr Ile Thr Leu Val Leu Leu Ser Ile Val Phe
 35 40 45
 Ile Ile Val Leu Thr Asn Ser Ile Lys Ser Glu Lys Ala Arg Glu Ser
 50 55 60
 Leu Leu Gln Asp Ile Asn Asn Glu Phe Met Glu Val Thr Glu Lys Ile
 65 70 75 80
 Gln Val Ala Ser Asp Asn Thr Asn Asp Leu Ile Gln Ser Gly Val Asn
 85 90 95
 Thr Arg Leu Leu Thr Ile Gln Ser His Val Gln Asn Tyr Ile Pro Ile
 100 105 110
 Ser Leu Thr Gln Gln Ile Ser Asp Leu Arg Lys Phe Ile Ser Glu Ile
 115 120 125
 Thr Ile Arg Asn Asp Asn Gln Glu Val Pro Pro Gln Arg Ile Thr His
 130 135 140
 Asp Val Gly Ile Lys Pro Leu Asn Pro Asp Asp Phe Trp Arg Cys Thr
 145 150 155 160
 Ser Gly Leu Pro Ser Leu Met Lys Thr Pro Lys Ile Arg Leu Met Pro
 165 170 175
 Gly Pro Gly Leu Leu Ala Met Pro Thr Thr Val Asp Gly Cys Val Arg
 180 185 190

-continued

```

Thr Pro Ser Leu Val Ile Asn Asp Leu Ile Tyr Ala Tyr Thr Ser Asn
      195                200                205
Leu Ile Thr Arg Gly Cys Gln Asp Ile Gly Lys Ser Tyr Gln Val Leu
      210                215                220
Gln Ile Gly Ile Ile Thr Val Asn Ser Asp Leu Val Pro Asp Leu Asn
      225                230                235                240
Pro Arg Ile Ser His Thr Phe Asn Ile Asn Asp Asn Arg Lys Ser Cys
      245                250                255
Ser Leu Ala Leu Leu Asn Thr Asp Val Tyr Gln Leu Cys Ser Thr Pro
      260                265                270
Lys Val Asp Glu Arg Ser Asp Tyr Ala Ser Ser Gly Ile Glu Asp Ile
      275                280                285
Val Leu Asp Ile Val Asn Tyr Asp Gly Ser Ile Ser Thr Thr Arg Phe
      290                295                300
Lys Asn Asn Asn Ile Ser Phe Asp Gln Pro Tyr Ala Ala Leu Tyr Pro
      305                310                315                320
Ser Val Gly Pro Gly Ile Tyr Tyr Lys Gly Lys Ile Ile Phe Leu Gly
      325                330                335
Tyr Gly Gly Leu Glu His Pro Ile Asn Glu Asn Ala Ile Cys Asn Thr
      340                345                350
Thr Gly Cys Pro Gly Lys Thr Gln Arg Asp Cys Asn Gln Ala Ser His
      355                360                365
Ser Pro Trp Phe Ser Asp Arg Arg Met Val Asn Ser Ile Ile Val Val
      370                375                380
Asp Lys Gly Leu Asn Ser Val Pro Lys Leu Lys Val Trp Thr Ile Ser
      385                390                395                400
Met Arg Gln Asn Tyr Trp Gly Ser Glu Gly Arg Leu Leu Leu Leu Gly
      405                410                415
Asn Lys Ile Tyr Ile Tyr Thr Arg Ser Thr Ser Trp His Ser Lys Leu
      420                425                430
Gln Leu Gly Ile Ile Asp Ile Thr Asp Tyr Ser Asp Ile Arg Ile Lys
      435                440                445
Trp Thr Trp His Asn Val Leu Ser Arg Pro Gly Asn Asn Glu Cys Pro
      450                455                460
Trp Gly His Ser Cys Pro Asp Gly Cys Ile Thr Gly Val Tyr Thr Asp
      465                470                475                480
Ala Tyr Pro Leu Asn Pro Thr Gly Ser Ile Val Ser Ser Val Ile Leu
      485                490                495
Asp Ser Gln Lys Ser Arg Val Asn Pro Val Ile Thr Tyr Ser Thr Ala
      500                505                510
Thr Glu Arg Val Asn Glu Leu Ala Ile Arg Asn Lys Thr Leu Ser Ala
      515                520                525
Gly Tyr Thr Thr Thr Ser Cys Ile Thr His Tyr Asn Lys Gly Tyr Cys
      530                535                540
Phe His Ile Val Glu Ile Asn His Lys Ser Leu Asn Thr Phe Gln Pro
      545                550                555                560
Met Leu Phe Lys Thr Glu Ile Pro Lys Ser Cys Ser
      565                570

```

<210> SEQ ID NO 15

<211> LENGTH: 20

<212> TYPE: PRT

<213> ORGANISM: Artificial Sequence

<220> FEATURE:

-continued

<223> OTHER INFORMATION: Synthetic Polypeptide

<400> SEQUENCE: 15

Met	Glu	Thr	Pro	Ala	Gln	Leu	Leu	Phe	Leu	Leu	Leu	Leu	Trp	Leu	Pro
1				5					10					15	

Asp	Thr	Thr	Gly
			20

<210> SEQ ID NO 16

<211> LENGTH: 18

<212> TYPE: PRT

<213> ORGANISM: Artificial Sequence

<220> FEATURE:

<223> OTHER INFORMATION: Synthetic Polypeptide

<400> SEQUENCE: 16

Met	Asp	Trp	Thr	Trp	Ile	Leu	Phe	Leu	Val	Ala	Ala	Ala	Thr	Arg	Val
1				5					10					15	

His	Ser
-----	-----

<210> SEQ ID NO 17

<211> LENGTH: 24

<212> TYPE: PRT

<213> ORGANISM: Artificial Sequence

<220> FEATURE:

<223> OTHER INFORMATION: Synthetic Polypeptide

<400> SEQUENCE: 17

Met	Leu	Gly	Ser	Asn	Ser	Gly	Gln	Arg	Val	Val	Phe	Thr	Ile	Leu	Leu
1				5					10					15	

Leu	Leu	Val	Ala	Pro	Ala	Tyr	Ser
							20

<210> SEQ ID NO 18

<211> LENGTH: 17

<212> TYPE: PRT

<213> ORGANISM: Artificial Sequence

<220> FEATURE:

<223> OTHER INFORMATION: Synthetic Polypeptide

<400> SEQUENCE: 18

Met	Lys	Cys	Leu	Leu	Tyr	Leu	Ala	Phe	Leu	Phe	Ile	Gly	Val	Asn	Cys
1				5					10					15	

Ala

<210> SEQ ID NO 19

<211> LENGTH: 15

<212> TYPE: PRT

<213> ORGANISM: Artificial Sequence

<220> FEATURE:

<223> OTHER INFORMATION: Synthetic Polypeptide

<400> SEQUENCE: 19

Met	Trp	Leu	Val	Ser	Leu	Ala	Ile	Val	Thr	Ala	Cys	Ala	Gly	Ala
1				5					10					15

<210> SEQ ID NO 20

<211> LENGTH: 4062

<212> TYPE: DNA

<213> ORGANISM: Middle East respiratory syndrome coronavirus

<400> SEQUENCE: 20

atgatacact cagtgtttct actgatgttc ttgttaacac ctacagaaag ttacgttgat 60

-continued

gtagggccag attctgttaa gtctgcttgt attgaggttg atatacaaca gaccttcttt	120
gataaaactt ggccatagcc aattgatgtt tctaaggctg acggatttat ataccctcaa	180
ggccgtacat attctaacat aactatcact tatcaaggtc tttttcccta tcaggagac	240
catggtgata tgtatgttta ctctgcagga catgctacag gcacaactcc acaaaagttg	300
ttttagtcta actattctca ggacgtcaaa cagtttgcta atgggtttgt cgtccgtata	360
ggagcagctg ccaattccac tggcactgtt attattagcc catctaccag cgctactata	420
cgaaaaattt accctgcttt tatgetgggt tcttcagttg gtaatttctc agatggtaaa	480
atgggcccct tcttcaatca tactctagtt cttttgcccg atggatgtgg cactttactt	540
agagcttttt attgtattct agagcctcgc tetggaaatc attgtcctgc tggcaattcc	600
tatacttctt ttgccactta tcacactcct gcaacagatt gttctgatgg caattacaat	660
cgtaatgcca gtctgaaact ttttaaggag tattttaatt tacgtaactg cacctttatg	720
tacacttata acattaccga agatgagatt ttagagtggg ttggcattac acaaactgct	780
caaggtgttc acctcttctc atctcgggat gttgatttgt acggcggcaa tatgtttcaa	840
tttgccacct tgccctgtta tgatactatt aagtattatt ctatcattcc tcacagtatt	900
cgttctatcc aaagtgatag aaaagcttgg gctgccttct acgtatataa acttcaaccg	960
ttaactttcc tgttggattt ttctgtgat ggttatatac gcagagctat agactgtggg	1020
tttaatgatt tgtcacaact ccactgctca tatgaatcct tcgatgtga atctggagtt	1080
tatteagttt cgtctttoga agcaaaacct tetggctcag ttgtggaaca ggetgaagg	1140
gttgaatgtg atttttcacc tctctgtct ggcacacctc ctcaggttta taatttcaag	1200
cgtttggttt ttaccaattg caattataat cttaccaaat tgetttcact tttttctgtg	1260
aatgatttta cttgtagtca aatatctcca gcagcaattg ctagcaactg ttattcttca	1320
ctgattttgg attattttcc ataccactt agtatgaaat ccgatctcag tgttagttct	1380
gctggtccaa tatcccagtt taattataaa cagtcctttt ctaatccac atgtttgatc	1440
ttagcgaactg ttctctataa ccttactact attactaagc ctcttaagta cagctatatt	1500
aacaagtget ctcgtcttct ttctgatgat cgtactgaag tacctcagtt agtgaacgct	1560
aatcaactact caccctgtgt atccattgtc ccaccactg tgtgggaaga cggtgattat	1620
tataggaaac aactatctcc acttgaagggt ggtggctggc ttgttctag tggctcaact	1680
gttgccatga ctgagcaatt acagatgggc tttggtatta cagttcaata tggtagagac	1740
accaatagtg tttgccccaa gcttgaattt gctaatagaca caaaaattgc ctctcaatta	1800
ggcaattgcy tggaaatctc cctctatggt gtttcgggac gtggtgtttt tcagaattgc	1860
acagctgtag gtgttcgaca gcagccttt gtttatgatg cgtaccagaa tttagttggc	1920
tattattctg atgatggcaa ctactactgt ctgcgtgctt gtgttagtgt tctgtttct	1980
gtcatctatg ataaagaac taaaaccac gctactctat ttggtagtgt tgcagtgaa	2040
cacatttctt ctaccatgct tcaatactcc cgttctacgc gatcaatgct taaacggcga	2100
gattctacat atggccccct tcagacacct gttggttgtg tcttaggact tgttaattcc	2160
tctttgttcg tagaggactg caagttgcct ctcggtcaat ctctctgtgc tcttctgac	2220
acacctagta ctctcacacc tcgcagtgtg cgctctgtgc caggtgaaat gcgcttgga	2280
tccattgctt ttaatcatcc cattcaggtt gatcaactta atagtgtta ttttaatta	2340
agtataccca ctaatttttc ctttgggtg actcaggagt acattcagac aaccattcag	2400
aaagttactg ttgattgtaa acagtaogtt tgcaatggtt tccagaagtg tgagcaatta	2460

-continued

```

ctgcgagagt atggccagtt ttgttccaaa ataaaccagg ctctccatgg tgccaattta 2520
cgccaggatg attctgtacg taatttggtt gcgagcgtga aaagctctca atcatctcct 2580
atcataccag gttttggagg tgactttaat ttgacacttc tagaacctgt ttctatatct 2640
actggcagtc gtagtgacag tagtgctatt gaggatttgc tatttgacaa agtcactata 2700
gctgatcctg gttatatgca aggttaogat gattgtatgc agcaaggtec agcatcagct 2760
cgtgatctta tttgtgctca atatgtggct gggtataaag tattacctcc tcttatggat 2820
gttaatatgg aagccgagta tacttcatct ttgcttggea gcatagcagg tgttggtgg 2880
actgctggct tatcctcctt tgctgctatt ccatttgcac agagtatytt ttataggtta 2940
aacggtgttg gcattactca acaggttctt tcagagaacc aaaagcttat tgccaataag 3000
tttaacagg ctctgggagc tatgcaaaaca ggcttccacta caactaatga agcttttcgg 3060
aaggttcagg atgctgtgaa caacaatgca caggctctat ccaaattagc tagcgagcta 3120
tctaataact ttggtgctat ttccgcctct attggagaca tcatacaacg tcttgatggt 3180
ctcgaaacag acgcccacat agacagactt attaatggcc gtttgacaac actaaatget 3240
tttgttgca acagccttgt tcgttccgaa tcagctgctc ttccogctca attggctaaa 3300
gataaagtea atgagtgtgt caaggcacia tccaagcgtt ctggattttg cggccaaggc 3360
acacatatag tgtcctttgt tgtaaatgcc cctaattggcc tttactttat gcatgttgg 3420
tattacccta gcaaccacat tgaggttgtt tctgcttatg gtctttgca tgcagctaac 3480
cctaactaatt gtatagcccc tgttaatggc tactttatta aaactaataa cactaggatt 3540
gttgatgagt ggtcatatac tggctcgtcc ttctatgca ctagaccat cacctctctt 3600
aatactaagt atgttgacc acaggtgaca taccaaaaca tttctactaa cctccctcct 3660
cctcttctcg gcaattccac cgggattgac ttccaagatg agttggatga gtttttcaaa 3720
aatgttagca ccagtatacc taattttgtt tctctaacac agattaatac tacattactc 3780
gatcttacct acgagatggt gtctcttcaa caagttgta aagcccttaa tgagtcttac 3840
atagacctta aagagcttgg caattatact tattacaaca aatggccgtg gtacatttgg 3900
cttggtttca ttgctgggct tgttgcccta gctctatgcy tcttctctat actgtgctgc 3960
actggttgtg gcacaaactg tatgggaaaa cttaagtgtg atcgttgttg tgatagatac 4020
gaggaatacg acctcgagcc gcataagggt catgttcact aa 4062

```

<210> SEQ ID NO 21

<211> LENGTH: 4062

<212> TYPE: DNA

<213> ORGANISM: Artificial Sequence

<220> FEATURE:

<223> OTHER INFORMATION: Synthetic Polynucleotide

<400> SEQUENCE: 21

```

atgatacact cagtgtttct actgatgttc ttgttaacac ctacagaaag ttacgttgat 60
gtagggccag attctgttaa gtctgcttgt attgaggttg atatacaaca gactttcttt 120
gataaaaact ggccatagcc aattgatggt tetaaggctg acggtattat ataccctcaa 180
ggccgtacat attctaacat aactatcact tatcaaggtc tttttcccta tcagggagac 240
catggtgata tgtatgttta ctctgcagga catgctacag gcacaactcc acaaaagttg 300
ttttagctca actattctca ggacgtcaaa cagtttgcta atgggtttgt cgtccgtata 360
ggagcagctg ccaattccac tggcactggt attattagcc catctaccag cgctactata 420

```


-continued

cgaaaaattt	accctgcttt	tatgetgggt	tcttcagttg	gtaatttctc	agatggtaaa	480
atgggcoget	tcttcaatca	tactctagtt	cttttgcccg	atggatgtgg	cactttactt	540
agagcttttt	attgtattct	ggagcctcgc	tctggaaatc	attgtcctgc	tggcaattcc	600
tatacttctt	ttgccactta	tcacactcct	gcaacagatt	gttctgatgg	caattacaat	660
cgtaatgcca	gtctgaactc	ttttaaggag	tattttaatt	tacgtaactg	caaccttatg	720
tacacttata	acattacoga	agatgagatt	ttagagtggg	ttggcattac	acaaactgct	780
caaggtgttc	acctcttctc	atctcgggat	gttgatttgt	acggcggcaa	tatgtttcaa	840
tttgccacct	tgccctgtta	tgatactatt	aagtattatt	ctatcattcc	tcacagtatt	900
cgtctctatc	aaagtgatag	aaaagcttgg	gctgccttct	acgtatataa	acttcaaccg	960
ttaactttcc	tgttgatttt	ttctgttgat	ggttatatac	gcagagctat	agactgtggg	1020
tttaatgatt	tgtcacaact	ccactgctca	tatgaatcct	tcgatgtga	atctggagtt	1080
tattcagttt	cgtctttoga	agcaaaacct	tctggctcag	ttgtggaaca	ggctgaagggt	1140
gttgaatgtg	atTTTTcacc	tctctgtctc	ggcacacctc	ctcaggttta	taatttcaag	1200
cgtttggttt	ttaccaattg	caattataat	cttaccaaat	tgctttcact	ttttctgtg	1260
aatgatTTta	cttgtagtca	aatatctcca	gcagcaattg	ctagcaactg	ttattcttca	1320
ctgatttttg	attacttttc	ataccactt	agtatgaaat	cogatctcag	tgttagttct	1380
gctggtccaa	tatccagtt	taattataaa	cagtcctttt	ctaatccac	atgtttgatt	1440
ttagecagctg	ttctcataa	ccttactact	attaactaagc	ctcttaagta	cagctatatt	1500
aacaagtgct	ctcgtcttct	ttctgatgat	cgtactgaag	tacctcagtt	agtgaacgct	1560
aatcaactct	cacctgtgt	atccattgtc	ccatccactg	tgtgggaaga	cggtgattat	1620
tataggaaac	aactatctcc	acttgaagggt	ggtggctggc	ttgttgetag	tggctcaact	1680
gttgccatga	ctgagcaatt	acagatgggc	tttggattta	cagttcaata	tggtagacac	1740
accaatagtg	tttgccccaa	gcttgaattt	gctaatagaca	caaaaatgc	ctctcaatta	1800
ggcaattgcy	tggaatatc	cctctatggg	gtttcggggc	gtggtgtttt	tcagaattgc	1860
acagctgtag	gtgttcgaca	gcagcgtttt	gtttatgatg	cgtaccagaa	tttagttggc	1920
tattattctg	atgatggcaa	ctactactgt	ttgcgtgctt	gtgttagtgt	tcctgtttct	1980
gtcatctatg	ataaagaaac	taaaaccac	gctactctat	ttggtagtgt	tgcagtgtgaa	2040
cacatttctt	ctaccatgtc	tcaatactcc	cgttctacgc	gatcaatgct	taaacggcga	2100
gattctacat	atggccccc	tcagacacct	gttggttgtg	tcctaggact	tgttaattcc	2160
tctttgttgc	tagaggactg	caagttgctt	cttggccaat	ctctctgtgc	tcttctgac	2220
acacctagta	ctctcacacc	tcgcagtgtg	cgtctgtttc	caggtgaaat	gcgcttggca	2280
tcacctgctt	ttaatcatcc	tattcagggt	gatcaactta	atagtagtta	ttttaaatta	2340
agtataccca	ctaatttttc	ctttggtgtg	actcaggagt	acattcagac	aaccattcag	2400
aaagtactgt	ttgattgtaa	acagtaogtt	tgcaatgggt	tcagagaagtg	tgagcaatta	2460
ctgcgcgagt	atggccagtt	ttgttccaaa	ataaacagg	ctctccatgg	tgccaattta	2520
cgccaggatg	attctgtacg	taatttgttt	gcgagcgtga	aaagctctca	atcatctcct	2580
atcataccag	gttttggagg	tgactttaat	ttgacacttc	tggaacctgt	ttctatatct	2640
actggcagtc	gtagtgcacg	tagtctatt	gaggatttgc	tatttgaaa	agtcaactata	2700
gctgatcctg	gttatatgca	aggttacgat	gattgcatgc	agcaaggctc	agcatcagct	2760
cgtgatctta	tttgtgctca	atatgtggct	ggttaccaaag	tattacctcc	tcttatggat	2820

-continued

gttaatatgg aagccgogta tacttcatct ttgcttggea gcatagcagg tgttggtg 2880
actgctggct tatcctcctt tgctgctatt ccatttgcac agagtatctt ttataggta 2940
aacggtgttg gcattactca acaggttctt tcagagaacc aaaagcttat tgccaataag 3000
tttaatcagg ctctgggagc tatgcaaaca ggcttcaact caactaatga agcttttcag 3060
aaggttcagg atgctgtgaa caacaatgca caggctctat ccaaattagc tagcgagcta 3120
tctaataactt ttgggtgctat ttccgctctt attggagaca tcatacaacg tcttgatggt 3180
ctcgaaacagg acgcccgaat agacagactt attaatggcc gtttgacaac actaaatget 3240
tttgttgcaac agcagcttgt tcgttccgaa tcagctgctc tttccgctca attggctaaa 3300
gataaagtca atgagtgtgt caaggcacia tccaagcgtt ctggattttg cggccaaggc 3360
acacatatag tgtcctttgt tgtaaatgcc cctaattggcc tttacttcat gcatgttgg 3420
tattacccta gcaaccacat tgaggttgtt tctgcttatg gtctttgcca tgcagctaac 3480
cctactaatt gtatagcccc tgttaatggc tactttatta aaactaataa cactaggatt 3540
gttgatgagt ggtcatatac tggctcgtcc ttctatgcac ctgagcccat tacctcctt 3600
aactaagt atgttgacc acaggtgaca taccaaaaca tttctactaa cctccctcct 3660
cctcttctcg gcaattccac cgggattgac ttccaagatg agttggatga gtttttcaa 3720
aatgttagca ccagtatacc taattttgtt tccctaacac agattaatac tacattactc 3780
gatcttacct acgagatgtt gtctcttcaa caagttgta aagcccttaa tgagtcttac 3840
atagacctta aagagcttgg caattatact tattacaaca aatggccgtg gtacatttgg 3900
cttggtttca ttgctgggct tgttgcccta gctctatgag tcttcttcat actgtgctgc 3960
actggttgtg gcacaaactg tatgggaaaa cttaagtgtg atcgttgttg tgatagatac 4020
gaggaatacg acctcgagcc gcataagggt catgttcaact aa 4062

<210> SEQ ID NO 22
<211> LENGTH: 1845
<212> TYPE: DNA
<213> ORGANISM: Artificial Sequence
<220> FEATURE:
<223> OTHER INFORMATION: Synthetic Polynucleotide

<400> SEQUENCE: 22

atgatccact ccgtgttctt cctcatgttc ctgttgacc ccaactgagtc agactgcaag 60
ctcccgtgg gacagtccct gttgctgctg cctgacactc ctgacactct gaccccacgc 120
tccgtgoggt cgggtgctgg cgaaatgagg ctggcctcca tcgcttcaa tcaccaatc 180
caagtggatc agctgaatag ctctgtttc aagctgtcca tccccacgaa cttctcgttc 240
ggggtcacc aggagtacat ccagaccaca attcagaagg tcaccgtcga ttgcaagcaa 300
tacgtgtgca acgcttcca gaagtgcgag cagctgctga gagaatacgg gcagttttgc 360
agcaagatca accaggcgtt gcatggagct aacttgcgcc aggacgactc cgtgcgcaac 420
ctctttgctt ctgtgaagtc atcccagtc tcccacatca tcccgggatt cggaggggac 480
ttcaacctga cctcctgga gccctgtctg atcagcaccg gtagcagatc ggcgcgctca 540
gccattgaag atcttctgtt cgacaaggtc accatcgccg atcccgggcta catgcagggg 600
tacgacgact gtatgcagca gggaccagcc tccgcgaggg acctcatctg cgcgcaatac 660
gtggccgggt acaaaagtgt gcctcctctg atggatgtga acatggaggc cgcttatact 720
tcgtccctgc tcgctctat cgcggcgtg ggggtggacc cgggcctgct ctccttcgcc 780

-continued

gctatcccoct ttgcacaate cattttctac cggctcaacg gcgtgggcat tactcaacaa	840
gtcctgtcgg agaaccagaa gttgatogca aacaagttea atcaggcoct gggggccatg	900
cagactggat tcactacgac taacgaagcg ttccagaagg tccaggacgc tgtgaacaa	960
aacgcccagg cgctctcaaa gctggcctcc gaactcagca acacottcgg agccatcagc	1020
gcatcgatcg gtgacataat tcagcggctg gacgtgctgg agcaggacgc ccagatcgac	1080
cgctcatca acggacggct gaccaccttg aatgccttcg tggcacaaca gctggtcggg	1140
agcgaatcag cggcactttc cgcccaacte gccaaaggaca aagtcaacga atgogtgaag	1200
gccagtcaca agaggtcogg tttctgoggt caaggaaacc atattgtgtc cttegtogtg	1260
aacgcgcccc acggtctgta ctttatgcac gtcggctact acccgagcaa tcatatogaa	1320
gtggtgtcgg cctacggcct gtgogatgcc gctaaccaca ctaactgtat tgcccctgtg	1380
aacggatatt ttattaagac caacaacacc cgcattgtgg acgaatggtc atacaccggt	1440
togtccctct acgcgccoga gcccatcact tcactgaaca ccaaatacgt ggctccgcaa	1500
gtgacctacc agaacatctc caccaatttg ccgcccgcgc tgcctggaaa cagcaccgga	1560
attgatttcc aagatgaact ggacgaattc ttcaagaacg tgcctacttc cattcccaac	1620
ttcggaaacc tgacacagat caacaccacc ettctcgacc tgacctacga gatgctgagc	1680
cttcaacaag tggtaaggc cctgaacgag agctacatcg acctgaagga gctgggcaac	1740
tatacctact acaacaagtg gccggacaag attgaggaga ttctgtcgaa aatctaccac	1800
attgaaaacg agatcgccag aatcaagaag cttatcggcg aagcc	1845

<210> SEQ ID NO 23

<211> LENGTH: 4071

<212> TYPE: DNA

<213> ORGANISM: Artificial Sequence

<220> FEATURE:

<223> OTHER INFORMATION: Synthetic Polynucleotide

<400> SEQUENCE: 23

atggaaaccc ctgccagct gctgttctctg ctgctgctgt ggctgctga taccaccgga	60
agctatgtgg acgtgggccc cgatagcgtg aagtcgcct gtatcgaagt ggacatccag	120
cagacctttt tcgacaagac ctggcccaga cccatcgacg tgcctcaaggc cgacggcatc	180
atctatccac aaggccggac ctacagcaac atcaccatta cctaccaggg cctgttccca	240
tatcaaggcg accacggcga tatgtaogtg tactctgccc gccacgccac cggcaccaca	300
cccagaaaac tgttcgtggc caactacagc caggacgtga agcagttcgc caacggcttc	360
gtcgtgogga ttggcgcgcg tgccaatagc accggcacag tgatcatcag ccccagcacc	420
agcgcaccca tccggaagat ctaccocgoc ttcattgctgg gcagctccgt gggcaatttc	480
agcgacggca agatgggccc gttcttcaac cacaccctgg tgcctgctgcc cgatggctgt	540
ggcacactgc tgagagcctt ctactgcate ctggaaccca gaagcggcaa ccaactgcct	600
gccggcaata gctacaccag cttegccacc taccacacac ccgccaccga ttgetccgac	660
ggcaactaca accggaacgc cagcctgaac agcttcaaag agtacttcaa cctgcccgaac	720
tgcaccttca tgtacaccta caatatcacc gaggacgaga tcctggaatg gttcggcatc	780
accagaccg cccaggcgtg gcacctgttc agcagcagat acgtggacct gtacggcggc	840
aacatgttcc agtttgccac cctgcccgtg tacgacacca tcaagtacta cagcatcacc	900
ccccacagca tccggtccat ccagagcgac agaaaagcct gggccgcctt ctacgtgtac	960
aagctgcagc cctgacctt cctgctggac ttcagcgtgg acggctacat cagacgggoc	1020

-continued

atcgactgcg	gcttcaaoga	cetgagccag	ctgcaactgt	cctacgagag	cttcgacgtg	1080
gaaagcggcg	tgtacagcgt	gtccagcttc	gaggccaagc	ctagcggcag	cgtggtgga	1140
caggctgagg	gcgtggaatg	cgacttcagc	cctctgctga	gcggcaccce	tccccagggtg	1200
tacaacttca	agcggctggt	gttcaccaac	tgcaattaca	acctgacca	gctgctgagc	1260
ctgttctccg	tgaacgactt	cacctgtagc	cagatcagcc	ctgccccat	tgccagcaac	1320
tgctacagca	gcctgatcct	ggactacttc	agctaccccc	tgagcatgaa	gtccgatctg	1380
agcgtgtcct	ccgccggacc	catcagccag	ttcaactaca	agcagagctt	cagcaaccct	1440
acctgctga	ttctggccac	cgtgccccac	aatctgacca	ccatcaccaa	gccctgaag	1500
tacagctaca	tcaacaagtg	cagcagactg	ctgtccgacg	accggaccga	agtgccccag	1560
ctcgtgaacg	ccaaccagta	cagccccctgc	gtgtccatcg	tgcccagcac	cgtgtgggag	1620
gacggcgact	actacagaaa	gcagctgagc	ccccgggaag	gcggcggatg	gctggtggct	1680
tctggaagca	cagtggccat	gaccgagcag	ctgcagatgg	gctttggcat	caccgtgcag	1740
tacggcaccg	acaccaacag	cgtgtgcccc	aagctggaat	tcgccaatga	caccaagatc	1800
gccagccagc	tgggaaactg	cgtggaatac	tcctctgatg	gcgtgtccgg	acggggcgtg	1860
ttccagaatt	gcacagcagt	gggagtgcgg	cagcagagat	tcgtgtacga	tgctaccag	1920
aacctcgtgg	gctactacag	cgacgacggc	aattactact	gcctgcgggc	ctgtgtgtcc	1980
gtgcccggtg	ccgtgatcta	cgacaaagag	acaaagacc	acgccacact	gttcggctcc	2040
gtggcctcgg	agcacatcag	ctccaccatg	agccagtact	cccgtccac	ccggtcctatg	2100
ctgaagcggg	gagatagcac	ctaccggccc	ctgcagacac	ctgtgggatg	tgtgtggggc	2160
ctcgtgaaca	gctccctggt	tgtggaagat	tgcaagctgc	ccctgggcca	gagcctgtgt	2220
gccctgccag	atacccctag	caccctgacc	cctagaagcg	tgccctctgt	gcccgccgaa	2280
atgcggctgg	cctctatcgc	cttcaatcac	cccaccag	tgaccagct	gaactccagc	2340
tacttcaagc	tgagcatccc	caccaacttc	agcttcggcg	tgaccagga	gtacatccag	2400
accacaatcc	agaaagtgac	cgtggactgc	aagcagtagc	tgtgcaacgg	ctttcagaag	2460
tgcgaaacagc	tgetgcgoga	gtaccggccag	ttctgcagca	agatcaacca	ggccctgcac	2520
ggcgccaacc	tgagacagga	tgacagcgtg	cggaaacctgt	tcgccagcgt	gaaaagcagc	2580
cagtccagcc	ccatcatccc	tgctctcggc	ggcgacttta	acctgacct	gctggaacct	2640
gtgtccatca	gcaaccggtc	cagaagcgcc	agatccgcca	tcgaggacct	gctgttcgac	2700
aaagtgacca	ttgccgacc	cgctacatg	cagggctacg	acgattgcat	gcagcagggc	2760
ccagccagcg	ccagggatct	gatctgtgcc	cagtatgtgg	ccggctacaa	ggtgctgccc	2820
cccctgatgg	acgtgaacat	ggaagccgcc	tacacctcca	gcctgctggg	ctctattgct	2880
ggcgtgggat	ggacagccgg	cctgtctagc	tttgccgcca	tccttttcgc	ccagagcatc	2940
ttctaccggc	tgaacggcgt	gggcatcaca	caacagggtc	tgagcgagaa	ccagaagctg	3000
atcgccaaca	agtttaacca	ggcactgggc	gccatgcaga	ccggcttcac	caccaccaac	3060
gaggccttca	gaaaggtgca	ggacgccgtg	aacaacaacg	cccaggctct	gagcaagctg	3120
gcctccgagc	tgagcaatac	cttcggggcc	atcagcgcct	ccatcggcga	catcatccag	3180
cggctggacg	tgctggaaca	ggacgcccag	atcgaccggc	tgatcaacgg	cagactgacc	3240
acctgaaacg	ccttcgtggc	acagcagctc	gtgcccagcg	aatctgcgcg	tctgtctgct	3300
cagctggcca	aggacaaagt	gaaccagctc	gtgaaggccc	agtcacaagc	gagcggcttt	3360

-continued

```

tgtggccagg gcaccacat cgtgtccttc gtggtgaatg cccccaacgg cctgtacttt 3420
atgcacgtgg gctattacc cagcaaccac atcgaggtgg tgccgccta tggcctgtgc 3480
gacgcccga atcctacaa ctgtatgcc cccgtgaacg gctacttcat caagaccaac 3540
aacaccgga tcgtggaaga gtggtcctac acaggcagca gcttctacgc ccccgagccc 3600
atcacctccc tgaacaccaa atacgtggcc cccaagtga cataccagaa catctccacc 3660
aacctgcccc ctccactgt gggaaattcc accggcatcg acttcagga cgagctggac 3720
gagttcttca agaacgtgtc cacctccatc cccaacttcg gcagcctgac ccagatcaac 3780
accactctgc tggacctgac ctacgagatg ctgtccctgc aacaggtcgt gaaagccctg 3840
aacgagagct acatcgacct gaaagagctg gggaaactaca cctactacaa caagtggcct 3900
tggtacattt ggctgggctt tatcgccggc ctggtggccc tggcctgtg cgtgttcttc 3960
atcctgtgct gcaccggctg cggcaccaat tgcattggca agctgaaatg caaccggctg 4020
tgcgacagat acgaggaata cgacctggaa cctcacaag tgcattgtga c 4071
    
```

```

<210> SEQ ID NO 24
<211> LENGTH: 1353
<212> TYPE: PRT
<213> ORGANISM: Middle East respiratory syndrome coronavirus
    
```

<400> SEQUENCE: 24

```

Met Ile His Ser Val Phe Leu Leu Met Phe Leu Leu Thr Pro Thr Glu
1           5           10          15
Ser Tyr Val Asp Val Gly Pro Asp Ser Val Lys Ser Ala Cys Ile Glu
20          25          30
Val Asp Ile Gln Gln Thr Phe Phe Asp Lys Thr Trp Pro Arg Pro Ile
35          40          45
Asp Val Ser Lys Ala Asp Gly Ile Ile Tyr Pro Gln Gly Arg Thr Tyr
50          55          60
Ser Asn Ile Thr Ile Thr Tyr Gln Gly Leu Phe Pro Tyr Gln Gly Asp
65          70          75          80
His Gly Asp Met Tyr Val Tyr Ser Ala Gly His Ala Thr Gly Thr Thr
85          90          95
Pro Gln Lys Leu Phe Val Ala Asn Tyr Ser Gln Asp Val Lys Gln Phe
100         105         110
Ala Asn Gly Phe Val Val Arg Ile Gly Ala Ala Ala Asn Ser Thr Gly
115         120         125
Thr Val Ile Ile Ser Pro Ser Thr Ser Ala Thr Ile Arg Lys Ile Tyr
130         135         140
Pro Ala Phe Met Leu Gly Ser Ser Val Gly Asn Phe Ser Asp Gly Lys
145         150         155         160
Met Gly Arg Phe Phe Asn His Thr Leu Val Leu Leu Pro Asp Gly Cys
165         170         175
Gly Thr Leu Leu Arg Ala Phe Tyr Cys Ile Leu Glu Pro Arg Ser Gly
180         185         190
Asn His Cys Pro Ala Gly Asn Ser Tyr Thr Ser Phe Ala Thr Tyr His
195         200         205
Thr Pro Ala Thr Asp Cys Ser Asp Gly Asn Tyr Asn Arg Asn Ala Ser
210         215         220
Leu Asn Ser Phe Lys Glu Tyr Phe Asn Leu Arg Asn Cys Thr Phe Met
225         230         235         240
Tyr Thr Tyr Asn Ile Thr Glu Asp Glu Ile Leu Glu Trp Phe Gly Ile
245         250         255
    
```

-continued

Thr Gln Thr Ala Gln Gly Val His Leu Phe Ser Ser Arg Tyr Val Asp
 260 265 270
 Leu Tyr Gly Gly Asn Met Phe Gln Phe Ala Thr Leu Pro Val Tyr Asp
 275 280 285
 Thr Ile Lys Tyr Tyr Ser Ile Ile Pro His Ser Ile Arg Ser Ile Gln
 290 295 300
 Ser Asp Arg Lys Ala Trp Ala Ala Phe Tyr Val Tyr Lys Leu Gln Pro
 305 310 315 320
 Leu Thr Phe Leu Leu Asp Phe Ser Val Asp Gly Tyr Ile Arg Arg Ala
 325 330 335
 Ile Asp Cys Gly Phe Asn Asp Leu Ser Gln Leu His Cys Ser Tyr Glu
 340 345 350
 Ser Phe Asp Val Glu Ser Gly Val Tyr Ser Val Ser Ser Phe Glu Ala
 355 360 365
 Lys Pro Ser Gly Ser Val Val Glu Gln Ala Glu Gly Val Glu Cys Asp
 370 375 380
 Phe Ser Pro Leu Leu Ser Gly Thr Pro Pro Gln Val Tyr Asn Phe Lys
 385 390 395 400
 Arg Leu Val Phe Thr Asn Cys Asn Tyr Asn Leu Thr Lys Leu Leu Ser
 405 410 415
 Leu Phe Ser Val Asn Asp Phe Thr Cys Ser Gln Ile Ser Pro Ala Ala
 420 425 430
 Ile Ala Ser Asn Cys Tyr Ser Ser Leu Ile Leu Asp Tyr Phe Ser Tyr
 435 440 445
 Pro Leu Ser Met Lys Ser Asp Leu Ser Val Ser Ser Ala Gly Pro Ile
 450 455 460
 Ser Gln Phe Asn Tyr Lys Gln Ser Phe Ser Asn Pro Thr Cys Leu Ile
 465 470 475 480
 Leu Ala Thr Val Pro His Asn Leu Thr Thr Ile Thr Lys Pro Leu Lys
 485 490 495
 Tyr Ser Tyr Ile Asn Lys Cys Ser Arg Leu Leu Ser Asp Asp Arg Thr
 500 505 510
 Glu Val Pro Gln Leu Val Asn Ala Asn Gln Tyr Ser Pro Cys Val Ser
 515 520 525
 Ile Val Pro Ser Thr Val Trp Glu Asp Gly Asp Tyr Tyr Arg Lys Gln
 530 535 540
 Leu Ser Pro Leu Glu Gly Gly Gly Trp Leu Val Ala Ser Gly Ser Thr
 545 550 555 560
 Val Ala Met Thr Glu Gln Leu Gln Met Gly Phe Gly Ile Thr Val Gln
 565 570 575
 Tyr Gly Thr Asp Thr Asn Ser Val Cys Pro Lys Leu Glu Phe Ala Asn
 580 585 590
 Asp Thr Lys Ile Ala Ser Gln Leu Gly Asn Cys Val Glu Tyr Ser Leu
 595 600 605
 Tyr Gly Val Ser Gly Arg Gly Val Phe Gln Asn Cys Thr Ala Val Gly
 610 615 620
 Val Arg Gln Gln Arg Phe Val Tyr Asp Ala Tyr Gln Asn Leu Val Gly
 625 630 635 640
 Tyr Tyr Ser Asp Asp Gly Asn Tyr Tyr Cys Leu Arg Ala Cys Val Ser
 645 650 655
 Val Pro Val Ser Val Ile Tyr Asp Lys Glu Thr Lys Thr His Ala Thr
 660 665 670

-continued

Leu Phe Gly Ser Val Ala Cys Glu His Ile Ser Ser Thr Met Ser Gln
 675 680 685
 Tyr Ser Arg Ser Thr Arg Ser Met Leu Lys Arg Arg Asp Ser Thr Tyr
 690 695 700
 Gly Pro Leu Gln Thr Pro Val Gly Cys Val Leu Gly Leu Val Asn Ser
 705 710 715 720
 Ser Leu Phe Val Glu Asp Cys Lys Leu Pro Leu Gly Gln Ser Leu Cys
 725 730 735
 Ala Leu Pro Asp Thr Pro Ser Thr Leu Thr Pro Arg Ser Val Arg Ser
 740 745 750
 Val Pro Gly Glu Met Arg Leu Ala Ser Ile Ala Phe Asn His Pro Ile
 755 760 765
 Gln Val Asp Gln Leu Asn Ser Ser Tyr Phe Lys Leu Ser Ile Pro Thr
 770 775 780
 Asn Phe Ser Phe Gly Val Thr Gln Glu Tyr Ile Gln Thr Thr Ile Gln
 785 790 795 800
 Lys Val Thr Val Asp Cys Lys Gln Tyr Val Cys Asn Gly Phe Gln Lys
 805 810 815
 Cys Glu Gln Leu Leu Arg Glu Tyr Gly Gln Phe Cys Ser Lys Ile Asn
 820 825 830
 Gln Ala Leu His Gly Ala Asn Leu Arg Gln Asp Asp Ser Val Arg Asn
 835 840 845
 Leu Phe Ala Ser Val Lys Ser Ser Gln Ser Ser Pro Ile Ile Pro Gly
 850 855 860
 Phe Gly Gly Asp Phe Asn Leu Thr Leu Leu Glu Pro Val Ser Ile Ser
 865 870 875 880
 Thr Gly Ser Arg Ser Ala Arg Ser Ala Ile Glu Asp Leu Leu Phe Asp
 885 890 895
 Lys Val Thr Ile Ala Asp Pro Gly Tyr Met Gln Gly Tyr Asp Asp Cys
 900 905 910
 Met Gln Gln Gly Pro Ala Ser Ala Arg Asp Leu Ile Cys Ala Gln Tyr
 915 920 925
 Val Ala Gly Tyr Lys Val Leu Pro Pro Leu Met Asp Val Asn Met Glu
 930 935 940
 Ala Ala Tyr Thr Ser Ser Leu Leu Gly Ser Ile Ala Gly Val Gly Trp
 945 950 955 960
 Thr Ala Gly Leu Ser Ser Phe Ala Ala Ile Pro Phe Ala Gln Ser Ile
 965 970 975
 Phe Tyr Arg Leu Asn Gly Val Gly Ile Thr Gln Gln Val Leu Ser Glu
 980 985 990
 Asn Gln Lys Leu Ile Ala Asn Lys Phe Asn Gln Ala Leu Gly Ala Met
 995 1000 1005
 Gln Thr Gly Phe Thr Thr Thr Asn Glu Ala Phe Arg Lys Val Gln
 1010 1015 1020
 Asp Ala Val Asn Asn Asn Ala Gln Ala Leu Ser Lys Leu Ala Ser
 1025 1030 1035
 Glu Leu Ser Asn Thr Phe Gly Ala Ile Ser Ala Ser Ile Gly Asp
 1040 1045 1050
 Ile Ile Gln Arg Leu Asp Val Leu Glu Gln Asp Ala Gln Ile Asp
 1055 1060 1065
 Arg Leu Ile Asn Gly Arg Leu Thr Thr Leu Asn Ala Phe Val Ala
 1070 1075 1080
 Gln Gln Leu Val Arg Ser Glu Ser Ala Ala Leu Ser Ala Gln Leu

-continued

1085	1090	1095
Ala Lys Asp Lys Val Asn Glu 1100	Cys Val Lys Ala Gln 1105	Ser Lys Arg 1110
Ser Gly Phe Cys Gly Gln Gly 1115	Thr His Ile Val 1120	Ser Phe Val Val 1125
Asn Ala Pro Asn Gly Leu Tyr 1130	Phe Met His Val 1135	Gly Tyr Tyr Pro 1140
Ser Asn His Ile Glu Val Val 1145	Ser Ala Tyr Gly Leu 1150	Cys Asp Ala 1155
Ala Asn Pro Thr Asn Cys Ile 1160	Ala Pro Val Asn Gly 1165	Tyr Phe Ile 1170
Lys Thr Asn Asn Thr Arg Ile 1175	Val Asp Glu Trp 1180	Ser Tyr Thr Gly 1185
Ser Ser Phe Tyr Ala Pro Glu 1190	Pro Ile Thr Ser 1195	Leu Asn Thr Lys 1200
Tyr Val Ala Pro Gln Val Thr 1205	Tyr Gln Asn Ile 1210	Ser Thr Asn Leu 1215
Pro Pro Pro Leu Leu Gly Asn 1220	Ser Thr Gly Ile Asp 1225	Phe Gln Asp 1230
Glu Leu Asp Glu Phe Phe Lys 1235	Asn Val Ser Thr 1240	Ser Ile Pro Asn 1245
Phe Gly Ser Leu Thr Gln Ile 1250	Asn Thr Thr Leu Leu 1255	Asp Leu Thr 1260
Tyr Glu Met Leu Ser Leu Gln 1265	Gln Val Val Lys Ala 1270	Leu Asn Glu 1275
Ser Tyr Ile Asp Leu Lys Glu 1280	Leu Gly Asn Tyr Thr 1285	Tyr Tyr Asn 1290
Lys Trp Pro Trp Tyr Ile Trp 1295	Leu Gly Phe Ile Ala 1300	Gly Leu Val 1305
Ala Leu Ala Leu Cys Val Phe 1310	Phe Ile Leu Cys Cys 1315	Thr Gly Cys 1320
Gly Thr Asn Cys Met Gly Lys 1325	Leu Lys Cys Asn Arg 1330	Cys Cys Asp 1335
Arg Tyr Glu Glu Tyr Asp Leu 1340	Glu Pro His Lys Val 1345	His Val His 1350

<210> SEQ ID NO 25

<211> LENGTH: 1353

<212> TYPE: PRT

<213> ORGANISM: Artificial Sequence

<220> FEATURE:

<223> OTHER INFORMATION: Synthetic Polypeptide

<400> SEQUENCE: 25

Met Ile His Ser Val Phe Leu Leu Met Phe Leu Leu Thr Pro Thr Glu
1 5 10 15

Ser Tyr Val Asp Val Gly Pro Asp Ser Val Lys Ser Ala Cys Ile Glu
20 25 30

Val Asp Ile Gln Gln Thr Phe Phe Asp Lys Thr Trp Pro Arg Pro Ile
35 40 45

Asp Val Ser Lys Ala Asp Gly Ile Ile Tyr Pro Gln Gly Arg Thr Tyr
50 55 60

Ser Asn Ile Thr Ile Thr Tyr Gln Gly Leu Phe Pro Tyr Gln Gly Asp
65 70 75 80

His Gly Asp Met Tyr Val Tyr Ser Ala Gly His Ala Thr Gly Thr Thr

-continued

85					90					95					
Pro	Gln	Lys	Leu	Phe	Val	Ala	Asn	Tyr	Ser	Gln	Asp	Val	Lys	Gln	Phe
			100					105					110		
Ala	Asn	Gly	Phe	Val	Val	Arg	Ile	Gly	Ala	Ala	Ala	Asn	Ser	Thr	Gly
		115					120					125			
Thr	Val	Ile	Ile	Ser	Pro	Ser	Thr	Ser	Ala	Thr	Ile	Arg	Lys	Ile	Tyr
	130					135					140				
Pro	Ala	Phe	Met	Leu	Gly	Ser	Ser	Val	Gly	Asn	Phe	Ser	Asp	Gly	Lys
145					150					155					160
Met	Gly	Arg	Phe	Phe	Asn	His	Thr	Leu	Val	Leu	Leu	Pro	Asp	Gly	Cys
			165						170						175
Gly	Thr	Leu	Leu	Arg	Ala	Phe	Tyr	Cys	Ile	Leu	Glu	Pro	Arg	Ser	Gly
		180						185						190	
Asn	His	Cys	Pro	Ala	Gly	Asn	Ser	Tyr	Thr	Ser	Phe	Ala	Thr	Tyr	His
		195					200					205			
Thr	Pro	Ala	Thr	Asp	Cys	Ser	Asp	Gly	Asn	Tyr	Asn	Arg	Asn	Ala	Ser
	210					215						220			
Leu	Asn	Ser	Phe	Lys	Glu	Tyr	Phe	Asn	Leu	Arg	Asn	Cys	Thr	Phe	Met
225					230					235					240
Tyr	Thr	Tyr	Asn	Ile	Thr	Glu	Asp	Glu	Ile	Leu	Glu	Trp	Phe	Gly	Ile
			245						250						255
Thr	Gln	Thr	Ala	Gln	Gly	Val	His	Leu	Phe	Ser	Ser	Arg	Tyr	Val	Asp
			260					265						270	
Leu	Tyr	Gly	Gly	Asn	Met	Phe	Gln	Phe	Ala	Thr	Leu	Pro	Val	Tyr	Asp
		275					280					285			
Thr	Ile	Lys	Tyr	Tyr	Ser	Ile	Ile	Pro	His	Ser	Ile	Arg	Ser	Ile	Gln
	290					295						300			
Ser	Asp	Arg	Lys	Ala	Trp	Ala	Ala	Phe	Tyr	Val	Tyr	Lys	Leu	Gln	Pro
305					310						315				320
Leu	Thr	Phe	Leu	Leu	Asp	Phe	Ser	Val	Asp	Gly	Tyr	Ile	Arg	Arg	Ala
			325						330						335
Ile	Asp	Cys	Gly	Phe	Asn	Asp	Leu	Ser	Gln	Leu	His	Cys	Ser	Tyr	Glu
			340					345						350	
Ser	Phe	Asp	Val	Glu	Ser	Gly	Val	Tyr	Ser	Val	Ser	Ser	Phe	Glu	Ala
		355					360						365		
Lys	Pro	Ser	Gly	Ser	Val	Val	Glu	Gln	Ala	Glu	Gly	Val	Glu	Cys	Asp
	370					375					380				
Phe	Ser	Pro	Leu	Leu	Ser	Gly	Thr	Pro	Pro	Gln	Val	Tyr	Asn	Phe	Lys
385					390					395					400
Arg	Leu	Val	Phe	Thr	Asn	Cys	Asn	Tyr	Asn	Leu	Thr	Lys	Leu	Leu	Ser
			405						410						415
Leu	Phe	Ser	Val	Asn	Asp	Phe	Thr	Cys	Ser	Gln	Ile	Ser	Pro	Ala	Ala
			420					425						430	
Ile	Ala	Ser	Asn	Cys	Tyr	Ser	Ser	Leu	Ile	Leu	Asp	Tyr	Phe	Ser	Tyr
	435							440					445		
Pro	Leu	Ser	Met	Lys	Ser	Asp	Leu	Ser	Val	Ser	Ser	Ala	Gly	Pro	Ile
	450					455						460			
Ser	Gln	Phe	Asn	Tyr	Lys	Gln	Ser	Phe	Ser	Asn	Pro	Thr	Cys	Leu	Ile
465					470					475					480
Leu	Ala	Thr	Val	Pro	His	Asn	Leu	Thr	Thr	Ile	Thr	Lys	Pro	Leu	Lys
			485						490						495
Tyr	Ser	Tyr	Ile	Asn	Lys	Cys	Ser	Arg	Leu	Leu	Ser	Asp	Asp	Arg	Thr
			500					505							510

-continued

Glu Val Pro Gln Leu Val Asn Ala Asn Gln Tyr Ser Pro Cys Val Ser
 515 520 525
 Ile Val Pro Ser Thr Val Trp Glu Asp Gly Asp Tyr Tyr Arg Lys Gln
 530 535 540
 Leu Ser Pro Leu Glu Gly Gly Gly Trp Leu Val Ala Ser Gly Ser Thr
 545 550 555 560
 Val Ala Met Thr Glu Gln Leu Gln Met Gly Phe Gly Ile Thr Val Gln
 565 570 575
 Tyr Gly Thr Asp Thr Asn Ser Val Cys Pro Lys Leu Glu Phe Ala Asn
 580 585 590
 Asp Thr Lys Ile Ala Ser Gln Leu Gly Asn Cys Val Glu Tyr Ser Leu
 595 600 605
 Tyr Gly Val Ser Gly Arg Gly Val Phe Gln Asn Cys Thr Ala Val Gly
 610 615 620
 Val Arg Gln Gln Arg Phe Val Tyr Asp Ala Tyr Gln Asn Leu Val Gly
 625 630 635 640
 Tyr Tyr Ser Asp Asp Gly Asn Tyr Tyr Cys Leu Arg Ala Cys Val Ser
 645 650 655
 Val Pro Val Ser Val Ile Tyr Asp Lys Glu Thr Lys Thr His Ala Thr
 660 665 670
 Leu Phe Gly Ser Val Ala Cys Glu His Ile Ser Ser Thr Met Ser Gln
 675 680 685
 Tyr Ser Arg Ser Thr Arg Ser Met Leu Lys Arg Arg Asp Ser Thr Tyr
 690 695 700
 Gly Pro Leu Gln Thr Pro Val Gly Cys Val Leu Gly Leu Val Asn Ser
 705 710 715 720
 Ser Leu Phe Val Glu Asp Cys Lys Leu Pro Leu Gly Gln Ser Leu Cys
 725 730 735
 Ala Leu Pro Asp Thr Pro Ser Thr Leu Thr Pro Arg Ser Val Arg Ser
 740 745 750
 Val Pro Gly Glu Met Arg Leu Ala Ser Ile Ala Phe Asn His Pro Ile
 755 760 765
 Gln Val Asp Gln Leu Asn Ser Ser Tyr Phe Lys Leu Ser Ile Pro Thr
 770 775 780
 Asn Phe Ser Phe Gly Val Thr Gln Glu Tyr Ile Gln Thr Thr Ile Gln
 785 790 795 800
 Lys Val Thr Val Asp Cys Lys Gln Tyr Val Cys Asn Gly Phe Gln Lys
 805 810 815
 Cys Glu Gln Leu Leu Arg Glu Tyr Gly Gln Phe Cys Ser Lys Ile Asn
 820 825 830
 Gln Ala Leu His Gly Ala Asn Leu Arg Gln Asp Asp Ser Val Arg Asn
 835 840 845
 Leu Phe Ala Ser Val Lys Ser Ser Gln Ser Ser Pro Ile Ile Pro Gly
 850 855 860
 Phe Gly Gly Asp Phe Asn Leu Thr Leu Leu Glu Pro Val Ser Ile Ser
 865 870 875 880
 Thr Gly Ser Arg Ser Ala Arg Ser Ala Ile Glu Asp Leu Leu Phe Asp
 885 890 895
 Lys Val Thr Ile Ala Asp Pro Gly Tyr Met Gln Gly Tyr Asp Asp Cys
 900 905 910
 Met Gln Gln Gly Pro Ala Ser Ala Arg Asp Leu Ile Cys Ala Gln Tyr
 915 920 925

-continued

Val Ala Gly Tyr Lys Val Leu Pro Pro Leu Met Asp Val Asn Met Glu
 930 935 940

Ala Ala Tyr Thr Ser Ser Leu Leu Gly Ser Ile Ala Gly Val Gly Trp
 945 950 955 960

Thr Ala Gly Leu Ser Ser Phe Ala Ala Ile Pro Phe Ala Gln Ser Ile
 965 970 975

Phe Tyr Arg Leu Asn Gly Val Gly Ile Thr Gln Gln Val Leu Ser Glu
 980 985 990

Asn Gln Lys Leu Ile Ala Asn Lys Phe Asn Gln Ala Leu Gly Ala Met
 995 1000 1005

Gln Thr Gly Phe Thr Thr Thr Asn Glu Ala Phe Gln Lys Val Gln
 1010 1015 1020

Asp Ala Val Asn Asn Asn Ala Gln Ala Leu Ser Lys Leu Ala Ser
 1025 1030 1035

Glu Leu Ser Asn Thr Phe Gly Ala Ile Ser Ala Ser Ile Gly Asp
 1040 1045 1050

Ile Ile Gln Arg Leu Asp Val Leu Glu Gln Asp Ala Gln Ile Asp
 1055 1060 1065

Arg Leu Ile Asn Gly Arg Leu Thr Thr Leu Asn Ala Phe Val Ala
 1070 1075 1080

Gln Gln Leu Val Arg Ser Glu Ser Ala Ala Leu Ser Ala Gln Leu
 1085 1090 1095

Ala Lys Asp Lys Val Asn Glu Cys Val Lys Ala Gln Ser Lys Arg
 1100 1105 1110

Ser Gly Phe Cys Gly Gln Gly Thr His Ile Val Ser Phe Val Val
 1115 1120 1125

Asn Ala Pro Asn Gly Leu Tyr Phe Met His Val Gly Tyr Tyr Pro
 1130 1135 1140

Ser Asn His Ile Glu Val Val Ser Ala Tyr Gly Leu Cys Asp Ala
 1145 1150 1155

Ala Asn Pro Thr Asn Cys Ile Ala Pro Val Asn Gly Tyr Phe Ile
 1160 1165 1170

Lys Thr Asn Asn Thr Arg Ile Val Asp Glu Trp Ser Tyr Thr Gly
 1175 1180 1185

Ser Ser Phe Tyr Ala Pro Glu Pro Ile Thr Ser Leu Asn Thr Lys
 1190 1195 1200

Tyr Val Ala Pro Gln Val Thr Tyr Gln Asn Ile Ser Thr Asn Leu
 1205 1210 1215

Pro Pro Pro Leu Leu Gly Asn Ser Thr Gly Ile Asp Phe Gln Asp
 1220 1225 1230

Glu Leu Asp Glu Phe Phe Lys Asn Val Ser Thr Ser Ile Pro Asn
 1235 1240 1245

Phe Gly Ser Leu Thr Gln Ile Asn Thr Thr Leu Leu Asp Leu Thr
 1250 1255 1260

Tyr Glu Met Leu Ser Leu Gln Gln Val Val Lys Ala Leu Asn Glu
 1265 1270 1275

Ser Tyr Ile Asp Leu Lys Glu Leu Gly Asn Tyr Thr Tyr Tyr Asn
 1280 1285 1290

Lys Trp Pro Trp Tyr Ile Trp Leu Gly Phe Ile Ala Gly Leu Val
 1295 1300 1305

Ala Leu Ala Leu Cys Val Phe Phe Ile Leu Cys Cys Thr Gly Cys
 1310 1315 1320

Gly Thr Asn Cys Met Gly Lys Leu Lys Cys Asn Arg Cys Cys Asp

-continued

1325 1330 1335

Arg Tyr Glu Glu Tyr Asp Leu Glu Pro His Lys Val His Val His
 1340 1345 1350

<210> SEQ ID NO 26
 <211> LENGTH: 615
 <212> TYPE: PRT
 <213> ORGANISM: Artificial Sequence
 <220> FEATURE:
 <223> OTHER INFORMATION: Synthetic Polypeptide

<400> SEQUENCE: 26

Met Ile His Ser Val Phe Leu Leu Met Phe Leu Leu Thr Pro Thr Glu
 1 5 10 15

Ser Asp Cys Lys Leu Pro Leu Gly Gln Ser Leu Cys Ala Leu Pro Asp
 20 25 30

Thr Pro Ser Thr Leu Thr Pro Arg Ser Val Arg Ser Val Pro Gly Glu
 35 40 45

Met Arg Leu Ala Ser Ile Ala Phe Asn His Pro Ile Gln Val Asp Gln
 50 55 60

Leu Asn Ser Ser Tyr Phe Lys Leu Ser Ile Pro Thr Asn Phe Ser Phe
 65 70 75 80

Gly Val Thr Gln Glu Tyr Ile Gln Thr Thr Ile Gln Lys Val Thr Val
 85 90

Asp Cys Lys Gln Tyr Val Cys Asn Gly Phe Gln Lys Cys Glu Gln Leu
 100 105 110

Leu Arg Glu Tyr Gly Gln Phe Cys Ser Lys Ile Asn Gln Ala Leu His
 115 120 125

Gly Ala Asn Leu Arg Gln Asp Asp Ser Val Arg Asn Leu Phe Ala Ser
 130 135 140

Val Lys Ser Ser Gln Ser Ser Pro Ile Ile Pro Gly Phe Gly Gly Asp
 145 150 155 160

Phe Asn Leu Thr Leu Leu Glu Pro Val Ser Ile Ser Thr Gly Ser Arg
 165 170 175

Ser Ala Arg Ser Ala Ile Glu Asp Leu Leu Phe Asp Lys Val Thr Ile
 180 185 190

Ala Asp Pro Gly Tyr Met Gln Gly Tyr Asp Asp Cys Met Gln Gln Gly
 195 200 205

Pro Ala Ser Ala Arg Asp Leu Ile Cys Ala Gln Tyr Val Ala Gly Tyr
 210 215 220

Lys Val Leu Pro Pro Leu Met Asp Val Asn Met Glu Ala Ala Tyr Thr
 225 230 235 240

Ser Ser Leu Leu Gly Ser Ile Ala Gly Val Gly Trp Thr Ala Gly Leu
 245 250 255

Ser Ser Phe Ala Ala Ile Pro Phe Ala Gln Ser Ile Phe Tyr Arg Leu
 260 265 270

Asn Gly Val Gly Ile Thr Gln Gln Val Leu Ser Glu Asn Gln Lys Leu
 275 280 285

Ile Ala Asn Lys Phe Asn Gln Ala Leu Gly Ala Met Gln Thr Gly Phe
 290 295 300

Thr Thr Thr Asn Glu Ala Phe Gln Lys Val Gln Asp Ala Val Asn Asn
 305 310 315 320

Asn Ala Gln Ala Leu Ser Lys Leu Ala Ser Glu Leu Ser Asn Thr Phe
 325 330 335

Gly Ala Ile Ser Ala Ser Ile Gly Asp Ile Ile Gln Arg Leu Asp Val

-continued

340					345					350					
Leu	Glu	Gln	Asp	Ala	Gln	Ile	Asp	Arg	Leu	Ile	Asn	Gly	Arg	Leu	Thr
	355						360					365			
Thr	Leu	Asn	Ala	Phe	Val	Ala	Gln	Gln	Leu	Val	Arg	Ser	Glu	Ser	Ala
	370					375					380				
Ala	Leu	Ser	Ala	Gln	Leu	Ala	Lys	Asp	Lys	Val	Asn	Glu	Cys	Val	Lys
	385					390					395				400
Ala	Gln	Ser	Lys	Arg	Ser	Gly	Phe	Cys	Gly	Gln	Gly	Thr	His	Ile	Val
				405					410					415	
Ser	Phe	Val	Val	Asn	Ala	Pro	Asn	Gly	Leu	Tyr	Phe	Met	His	Val	Gly
				420					425					430	
Tyr	Tyr	Pro	Ser	Asn	His	Ile	Glu	Val	Val	Ser	Ala	Tyr	Gly	Leu	Cys
		435					440					445			
Asp	Ala	Ala	Asn	Pro	Thr	Asn	Cys	Ile	Ala	Pro	Val	Asn	Gly	Tyr	Phe
	450					455					460				
Ile	Lys	Thr	Asn	Asn	Thr	Arg	Ile	Val	Asp	Glu	Trp	Ser	Tyr	Thr	Gly
	465					470					475				480
Ser	Ser	Phe	Tyr	Ala	Pro	Glu	Pro	Ile	Thr	Ser	Leu	Asn	Thr	Lys	Tyr
				485					490					495	
Val	Ala	Pro	Gln	Val	Thr	Tyr	Gln	Asn	Ile	Ser	Thr	Asn	Leu	Pro	Pro
			500					505					510		
Pro	Leu	Leu	Gly	Asn	Ser	Thr	Gly	Ile	Asp	Phe	Gln	Asp	Glu	Leu	Asp
		515					520					525			
Glu	Phe	Phe	Lys	Asn	Val	Ser	Thr	Ser	Ile	Pro	Asn	Phe	Gly	Ser	Leu
	530					535					540				
Thr	Gln	Ile	Asn	Thr	Thr	Leu	Leu	Asp	Leu	Thr	Tyr	Glu	Met	Leu	Ser
	545					550					555				560
Leu	Gln	Gln	Val	Val	Lys	Ala	Leu	Asn	Glu	Ser	Tyr	Ile	Asp	Leu	Lys
				565					570					575	
Glu	Leu	Gly	Asn	Tyr	Thr	Tyr	Tyr	Asn	Lys	Trp	Pro	Asp	Lys	Ile	Glu
			580						585					590	
Glu	Ile	Leu	Ser	Lys	Ile	Tyr	His	Ile	Glu	Asn	Glu	Ile	Ala	Arg	Ile
		595					600						605		
Lys	Lys	Leu	Ile	Gly	Glu	Ala									
	610					615									

<210> SEQ ID NO 27

<211> LENGTH: 1353

<212> TYPE: PRT

<213> ORGANISM: Middle East respiratory syndrome coronavirus

<400> SEQUENCE: 27

Met	Ile	His	Ser	Val	Phe	Leu	Leu	Met	Phe	Leu	Leu	Thr	Pro	Thr	Glu
1				5					10					15	
Ser	Tyr	Val	Asp	Val	Gly	Pro	Asp	Ser	Val	Lys	Ser	Ala	Cys	Ile	Glu
			20					25					30		
Val	Asp	Ile	Gln	Gln	Thr	Phe	Phe	Asp	Lys	Thr	Trp	Pro	Arg	Pro	Ile
		35					40					45			
Asp	Val	Ser	Lys	Ala	Asp	Gly	Ile	Ile	Tyr	Pro	Gln	Gly	Arg	Thr	Tyr
	50					55					60				
Ser	Asn	Ile	Thr	Ile	Thr	Tyr	Gln	Gly	Leu	Phe	Pro	Tyr	Gln	Gly	Asp
	65				70					75					80
His	Gly	Asp	Met	Tyr	Val	Tyr	Ser	Ala	Gly	His	Ala	Thr	Gly	Thr	Thr
				85					90						95

-continued

Pro Gln Lys Leu Phe Val Ala Asn Tyr Ser Gln Asp Val Lys Gln Phe
 100 105 110
 Ala Asn Gly Phe Val Val Arg Ile Gly Ala Ala Ala Asn Ser Thr Gly
 115 120 125
 Thr Val Ile Ile Ser Pro Ser Thr Ser Ala Thr Ile Arg Lys Ile Tyr
 130 135 140
 Pro Ala Phe Met Leu Gly Ser Ser Val Gly Asn Phe Ser Asp Gly Lys
 145 150 155 160
 Met Gly Arg Phe Phe Asn His Thr Leu Val Leu Leu Pro Asp Gly Cys
 165 170 175
 Gly Thr Leu Leu Arg Ala Phe Tyr Cys Ile Leu Glu Pro Arg Ser Gly
 180 185 190
 Asn His Cys Pro Ala Gly Asn Ser Tyr Thr Ser Phe Ala Thr Tyr His
 195 200 205
 Thr Pro Ala Thr Asp Cys Ser Asp Gly Asn Tyr Asn Arg Asn Ala Ser
 210 215 220
 Leu Asn Ser Phe Lys Glu Tyr Phe Asn Leu Arg Asn Cys Thr Phe Met
 225 230 235 240
 Tyr Thr Tyr Asn Ile Thr Glu Asp Glu Ile Leu Glu Trp Phe Gly Ile
 245 250 255
 Thr Gln Thr Ala Gln Gly Val His Leu Phe Ser Ser Arg Tyr Val Asp
 260 265 270
 Leu Tyr Gly Gly Asn Met Phe Gln Phe Ala Thr Leu Pro Val Tyr Asp
 275 280 285
 Thr Ile Lys Tyr Tyr Ser Ile Ile Pro His Ser Ile Arg Ser Ile Gln
 290 295 300
 Ser Asp Arg Lys Ala Trp Ala Ala Phe Tyr Val Tyr Lys Leu Gln Pro
 305 310 315 320
 Leu Thr Phe Leu Leu Asp Phe Ser Val Asp Gly Tyr Ile Arg Arg Ala
 325 330 335
 Ile Asp Cys Gly Phe Asn Asp Leu Ser Gln Leu His Cys Ser Tyr Glu
 340 345 350
 Ser Phe Asp Val Glu Ser Gly Val Tyr Ser Val Ser Ser Phe Glu Ala
 355 360 365
 Lys Pro Ser Gly Ser Val Val Glu Gln Ala Glu Gly Val Glu Cys Asp
 370 375 380
 Phe Ser Pro Leu Leu Ser Gly Thr Pro Pro Gln Val Tyr Asn Phe Lys
 385 390 395 400
 Arg Leu Val Phe Thr Asn Cys Asn Tyr Asn Leu Thr Lys Leu Leu Ser
 405 410 415
 Leu Phe Ser Val Asn Asp Phe Thr Cys Ser Gln Ile Ser Pro Ala Ala
 420 425 430
 Ile Ala Ser Asn Cys Tyr Ser Ser Leu Ile Leu Asp Tyr Phe Ser Tyr
 435 440 445
 Pro Leu Ser Met Lys Ser Asp Leu Ser Val Ser Ser Ala Gly Pro Ile
 450 455 460
 Ser Gln Phe Asn Tyr Lys Gln Ser Phe Ser Asn Pro Thr Cys Leu Ile
 465 470 475 480
 Leu Ala Thr Val Pro His Asn Leu Thr Thr Ile Thr Lys Pro Leu Lys
 485 490 495
 Tyr Ser Tyr Ile Asn Lys Cys Ser Arg Leu Leu Ser Asp Asp Arg Thr
 500 505 510
 Glu Val Pro Gln Leu Val Asn Ala Asn Gln Tyr Ser Pro Cys Val Ser

-continued

515					520					525					
Ile	Val	Pro	Ser	Thr	Val	Trp	Glu	Asp	Gly	Asp	Tyr	Tyr	Arg	Lys	Gln
530					535					540					
Leu	Ser	Pro	Leu	Glu	Gly	Gly	Trp	Leu	Val	Ala	Ser	Gly	Ser	Thr	
545				550					555					560	
Val	Ala	Met	Thr	Glu	Gln	Leu	Gln	Met	Gly	Phe	Gly	Ile	Thr	Val	Gln
				565					570					575	
Tyr	Gly	Thr	Asp	Thr	Asn	Ser	Val	Cys	Pro	Lys	Leu	Glu	Phe	Ala	Asn
			580					585						590	
Asp	Thr	Lys	Ile	Ala	Ser	Gln	Leu	Gly	Asn	Cys	Val	Glu	Tyr	Ser	Leu
		595					600					605			
Tyr	Gly	Val	Ser	Gly	Arg	Gly	Val	Phe	Gln	Asn	Cys	Thr	Ala	Val	Gly
610				615								620			
Val	Arg	Gln	Gln	Arg	Phe	Val	Tyr	Asp	Ala	Tyr	Gln	Asn	Leu	Val	Gly
625				630							635				640
Tyr	Tyr	Ser	Asp	Asp	Gly	Asn	Tyr	Tyr	Cys	Leu	Arg	Ala	Cys	Val	Ser
			645						650					655	
Val	Pro	Val	Ser	Val	Ile	Tyr	Asp	Lys	Glu	Thr	Lys	Thr	His	Ala	Thr
			660					665						670	
Leu	Phe	Gly	Ser	Val	Ala	Cys	Glu	His	Ile	Ser	Ser	Thr	Met	Ser	Gln
675							680						685		
Tyr	Ser	Arg	Ser	Thr	Arg	Ser	Met	Leu	Lys	Arg	Arg	Asp	Ser	Thr	Tyr
690						695					700				
Gly	Pro	Leu	Gln	Thr	Pro	Val	Gly	Cys	Val	Leu	Gly	Leu	Val	Asn	Ser
705				710							715				720
Ser	Leu	Phe	Val	Glu	Asp	Cys	Lys	Leu	Pro	Leu	Gly	Gln	Ser	Leu	Cys
			725						730					735	
Ala	Leu	Pro	Asp	Thr	Pro	Ser	Thr	Leu	Thr	Pro	Arg	Ser	Val	Arg	Ser
			740					745						750	
Val	Pro	Gly	Glu	Met	Arg	Leu	Ala	Ser	Ile	Ala	Phe	Asn	His	Pro	Ile
		755					760						765		
Gln	Val	Asp	Gln	Leu	Asn	Ser	Ser	Tyr	Phe	Lys	Leu	Ser	Ile	Pro	Thr
770						775						780			
Asn	Phe	Ser	Phe	Gly	Val	Thr	Gln	Glu	Tyr	Ile	Gln	Thr	Thr	Ile	Gln
785				790							795				800
Lys	Val	Thr	Val	Asp	Cys	Lys	Gln	Tyr	Val	Cys	Asn	Gly	Phe	Gln	Lys
			805						810					815	
Cys	Glu	Gln	Leu	Leu	Arg	Glu	Tyr	Gly	Gln	Phe	Cys	Ser	Lys	Ile	Asn
			820					825						830	
Gln	Ala	Leu	His	Gly	Ala	Asn	Leu	Arg	Gln	Asp	Asp	Ser	Val	Arg	Asn
		835					840						845		
Leu	Phe	Ala	Ser	Val	Lys	Ser	Ser	Gln	Ser	Ser	Pro	Ile	Ile	Pro	Gly
850						855						860			
Phe	Gly	Gly	Asp	Phe	Asn	Leu	Thr	Leu	Leu	Glu	Pro	Val	Ser	Ile	Ser
865				870							875				880
Thr	Gly	Ser	Arg	Ser	Ala	Arg	Ser	Ala	Ile	Glu	Asp	Leu	Leu	Phe	Asp
			885						890					895	
Lys	Val	Thr	Ile	Ala	Asp	Pro	Gly	Tyr	Met	Gln	Gly	Tyr	Asp	Asp	Cys
			900						905					910	
Met	Gln	Gln	Gly	Pro	Ala	Ser	Ala	Arg	Asp	Leu	Ile	Cys	Ala	Gln	Tyr
			915						920					925	
Val	Ala	Gly	Tyr	Lys	Val	Leu	Pro	Pro	Leu	Met	Asp	Val	Asn	Met	Glu
930						935								940	

-continued

Ala Ala Tyr Thr Ser Ser Leu Leu Gly Ser Ile Ala Gly Val Gly Trp
945 950 955 960

Thr Ala Gly Leu Ser Ser Phe Ala Ala Ile Pro Phe Ala Gln Ser Ile
965 970 975

Phe Tyr Arg Leu Asn Gly Val Gly Ile Thr Gln Gln Val Leu Ser Glu
980 985 990

Asn Gln Lys Leu Ile Ala Asn Lys Phe Asn Gln Ala Leu Gly Ala Met
995 1000 1005

Gln Thr Gly Phe Thr Thr Thr Asn Glu Ala Phe Arg Lys Val Gln
1010 1015 1020

Asp Ala Val Asn Asn Asn Ala Gln Ala Leu Ser Lys Leu Ala Ser
1025 1030 1035

Glu Leu Ser Asn Thr Phe Gly Ala Ile Ser Ala Ser Ile Gly Asp
1040 1045 1050

Ile Ile Gln Arg Leu Asp Val Leu Glu Gln Asp Ala Gln Ile Asp
1055 1060 1065

Arg Leu Ile Asn Gly Arg Leu Thr Thr Leu Asn Ala Phe Val Ala
1070 1075 1080

Gln Gln Leu Val Arg Ser Glu Ser Ala Ala Leu Ser Ala Gln Leu
1085 1090 1095

Ala Lys Asp Lys Val Asn Glu Cys Val Lys Ala Gln Ser Lys Arg
1100 1105 1110

Ser Gly Phe Cys Gly Gln Gly Thr His Ile Val Ser Phe Val Val
1115 1120 1125

Asn Ala Pro Asn Gly Leu Tyr Phe Met His Val Gly Tyr Tyr Pro
1130 1135 1140

Ser Asn His Ile Glu Val Val Ser Ala Tyr Gly Leu Cys Asp Ala
1145 1150 1155

Ala Asn Pro Thr Asn Cys Ile Ala Pro Val Asn Gly Tyr Phe Ile
1160 1165 1170

Lys Thr Asn Asn Thr Arg Ile Val Asp Glu Trp Ser Tyr Thr Gly
1175 1180 1185

Ser Ser Phe Tyr Ala Pro Glu Pro Ile Thr Ser Leu Asn Thr Lys
1190 1195 1200

Tyr Val Ala Pro His Val Thr Tyr Gln Asn Ile Ser Thr Asn Leu
1205 1210 1215

Pro Pro Pro Leu Leu Gly Asn Ser Thr Gly Ile Asp Phe Gln Asp
1220 1225 1230

Glu Leu Asp Glu Phe Phe Lys Asn Val Ser Thr Ser Ile Pro Asn
1235 1240 1245

Phe Gly Ser Leu Thr Gln Ile Asn Thr Thr Leu Leu Asp Leu Thr
1250 1255 1260

Tyr Glu Met Leu Ser Leu Gln Gln Val Val Lys Ala Leu Asn Glu
1265 1270 1275

Ser Tyr Ile Asp Leu Lys Glu Leu Gly Asn Tyr Thr Tyr Tyr Asn
1280 1285 1290

Lys Trp Pro Trp Tyr Ile Trp Leu Gly Phe Ile Ala Gly Leu Val
1295 1300 1305

Ala Leu Ala Leu Cys Val Phe Phe Ile Leu Cys Cys Thr Gly Cys
1310 1315 1320

Gly Thr Asn Cys Met Gly Lys Leu Lys Cys Asn Arg Cys Cys Asp
1325 1330 1335

-continued

Arg Tyr Glu Glu Tyr Asp Leu Glu Pro His Lys Val His Val His
1340 1345 1350

<210> SEQ ID NO 28
<211> LENGTH: 1353
<212> TYPE: PRT
<213> ORGANISM: Middle East respiratory syndrome coronavirus

<400> SEQUENCE: 28

Met Ile His Ser Val Phe Leu Leu Met Phe Leu Leu Thr Pro Thr Glu
1 5 10 15
Ser Tyr Val Asp Val Gly Pro Asp Ser Val Lys Ser Ala Cys Ile Glu
20 25 30
Val Asp Ile Gln Gln Thr Phe Phe Asp Lys Thr Trp Pro Arg Pro Ile
35 40 45
Asp Val Ser Lys Ala Asp Gly Ile Ile Tyr Pro Gln Gly Arg Thr Tyr
50 55 60
Ser Asn Ile Thr Ile Thr Tyr Gln Gly Leu Phe Pro Tyr Gln Gly Asp
65 70 75 80
His Gly Asp Met Tyr Val Tyr Ser Ala Gly His Ala Thr Gly Thr Thr
85 90 95
Pro Gln Lys Leu Phe Val Ala Asn Tyr Ser Gln Asp Val Lys Gln Phe
100 105 110
Ala Asn Gly Phe Val Val Arg Ile Gly Ala Ala Ala Asn Ser Thr Gly
115 120 125
Thr Val Ile Ile Ser Pro Ser Thr Ser Ala Thr Ile Arg Lys Ile Tyr
130 135 140
Pro Ala Phe Met Leu Gly Ser Ser Val Gly Asn Phe Ser Asp Gly Lys
145 150 155 160
Met Gly Arg Phe Phe Asn His Thr Leu Val Leu Leu Pro Asp Gly Cys
165 170 175
Gly Thr Leu Leu Arg Ala Phe Tyr Cys Ile Leu Glu Pro Arg Ser Gly
180 185 190
Asn His Cys Pro Ala Gly Asn Ser Tyr Thr Ser Phe Ala Thr Tyr His
195 200 205
Thr Pro Ala Thr Asp Cys Ser Asp Gly Asn Tyr Asn Arg Asn Ala Ser
210 215 220
Leu Asn Ser Phe Lys Glu Tyr Phe Asn Leu Arg Asn Cys Thr Phe Met
225 230 235 240
Tyr Thr Tyr Asn Ile Thr Glu Asp Glu Ile Leu Glu Trp Phe Gly Ile
245 250 255
Thr Gln Thr Ala Gln Gly Val His Leu Phe Ser Ser Arg Tyr Val Asp
260 265 270
Leu Tyr Gly Gly Asn Met Phe Gln Phe Ala Thr Leu Pro Val Tyr Asp
275 280 285
Thr Ile Lys Tyr Tyr Ser Ile Ile Pro His Ser Ile Arg Ser Ile Gln
290 295 300
Ser Asp Arg Lys Ala Trp Ala Ala Phe Tyr Val Tyr Lys Leu Gln Pro
305 310 315 320
Leu Thr Phe Leu Leu Asp Phe Ser Val Asp Gly Tyr Ile Arg Arg Ala
325 330 335
Ile Asp Cys Gly Phe Asn Asp Leu Ser Gln Leu His Cys Ser Tyr Glu
340 345 350
Ser Phe Asp Val Glu Ser Gly Val Tyr Ser Val Ser Ser Phe Glu Ala
355 360 365

-continued

Lys Pro Ser Gly Ser Val Val Glu Gln Ala Glu Gly Val Glu Cys Asp
 370 375 380
 Phe Ser Pro Leu Leu Ser Gly Thr Pro Pro Gln Val Tyr Asn Phe Lys
 385 390 395 400
 Arg Leu Val Phe Thr Asn Cys Asn Tyr Asn Leu Thr Lys Leu Leu Ser
 405 410 415
 Leu Phe Ser Val Asn Asp Phe Thr Cys Ser Gln Ile Ser Pro Ala Ala
 420 425 430
 Ile Ala Ser Asn Cys Tyr Ser Ser Leu Ile Leu Asp Tyr Phe Ser Tyr
 435 440 445
 Pro Leu Ser Met Lys Ser Asp Leu Ser Val Ser Ser Ala Gly Pro Ile
 450 455 460
 Ser Gln Phe Asn Tyr Lys Gln Ser Phe Ser Asn Pro Thr Cys Leu Ile
 465 470 475 480
 Leu Ala Thr Val Pro His Asn Leu Thr Thr Ile Thr Lys Pro Leu Lys
 485 490 495
 Tyr Ser Tyr Ile Asn Lys Cys Ser Arg Leu Leu Ser Asp Asp Arg Thr
 500 505 510
 Glu Val Pro Gln Leu Val Asn Ala Asn Gln Tyr Ser Pro Cys Val Ser
 515 520 525
 Ile Val Pro Ser Thr Val Trp Glu Asp Gly Asp Tyr Tyr Arg Lys Gln
 530 535 540
 Leu Ser Pro Leu Glu Gly Gly Gly Trp Leu Val Ala Ser Gly Ser Thr
 545 550 555 560
 Val Ala Met Thr Glu Gln Leu Gln Met Gly Phe Gly Ile Thr Val Gln
 565 570 575
 Tyr Gly Thr Asp Thr Asn Ser Val Cys Pro Lys Leu Glu Phe Ala Asn
 580 585 590
 Asp Thr Lys Ile Ala Ser Gln Leu Gly Asn Cys Val Glu Tyr Ser Leu
 595 600 605
 Tyr Gly Val Ser Gly Arg Gly Val Phe Gln Asn Cys Thr Ala Val Gly
 610 615 620
 Val Arg Gln Gln Arg Phe Val Tyr Asp Ala Tyr Gln Asn Leu Val Gly
 625 630 635 640
 Tyr Tyr Ser Asp Asp Gly Asn Tyr Tyr Cys Leu Arg Ala Cys Val Ser
 645 650 655
 Val Pro Val Ser Val Ile Tyr Asp Lys Glu Thr Lys Thr His Ala Thr
 660 665 670
 Leu Phe Gly Ser Val Ala Cys Glu His Ile Ser Ser Thr Met Ser Gln
 675 680 685
 Tyr Ser Arg Ser Thr Arg Ser Met Leu Lys Arg Arg Asp Ser Thr Tyr
 690 695 700
 Gly Pro Leu Gln Thr Pro Val Gly Cys Val Leu Gly Leu Val Asn Ser
 705 710 715 720
 Ser Leu Phe Val Glu Asp Cys Lys Leu Pro Leu Gly Gln Ser Leu Cys
 725 730 735
 Ala Leu Pro Asp Thr Pro Ser Thr Leu Thr Pro Arg Ser Val Arg Ser
 740 745 750
 Val Pro Gly Glu Met Arg Leu Ala Ser Ile Ala Phe Asn His Pro Ile
 755 760 765
 Gln Val Asp Gln Leu Asn Ser Ser Tyr Phe Lys Leu Ser Ile Pro Thr
 770 775 780

-continued

Asn Phe Ser Phe Gly Val Thr Gln Glu Tyr Ile Gln Thr Thr Ile Gln
 785 790 795 800
 Lys Val Thr Val Asp Cys Lys Gln Tyr Val Cys Asn Gly Phe Gln Lys
 805 810 815
 Cys Glu Gln Leu Leu Arg Glu Tyr Gly Gln Phe Cys Ser Lys Ile Asn
 820 825 830
 Gln Ala Leu His Gly Ala Asn Leu Arg Gln Asp Asp Ser Val Arg Asn
 835 840 845
 Leu Phe Ala Ser Val Lys Ser Ser Gln Ser Ser Pro Ile Ile Pro Gly
 850 855 860
 Phe Gly Gly Asp Phe Asn Leu Thr Leu Leu Glu Pro Val Ser Ile Ser
 865 870 875 880
 Thr Gly Ser Arg Ser Ala Arg Ser Ala Ile Glu Asp Leu Leu Phe Asp
 885 890 895
 Lys Val Thr Ile Ala Asp Pro Gly Tyr Met Gln Gly Tyr Asp Asp Cys
 900 905 910
 Met Gln Gln Gly Pro Ala Ser Ala Arg Asp Leu Ile Cys Ala Gln Tyr
 915 920 925
 Val Ala Gly Tyr Lys Val Leu Pro Pro Leu Met Asp Val Asn Met Glu
 930 935 940
 Ala Ala Tyr Thr Ser Ser Leu Leu Gly Ser Ile Ala Gly Val Gly Trp
 945 950 955 960
 Thr Ala Gly Leu Ser Ser Phe Ala Ala Ile Pro Phe Ala Gln Ser Ile
 965 970 975
 Phe Tyr Arg Leu Asn Gly Val Gly Ile Thr Gln Gln Val Leu Ser Glu
 980 985 990
 Asn Gln Lys Leu Ile Ala Asn Lys Phe Asn Gln Ala Leu Gly Ala Met
 995 1000 1005
 Gln Thr Gly Phe Thr Thr Thr Asn Glu Ala Phe Arg Lys Val Gln
 1010 1015 1020
 Asp Ala Val Asn Asn Asn Ala Gln Ala Leu Ser Lys Leu Ala Ser
 1025 1030 1035
 Glu Leu Ser Asn Thr Phe Gly Ala Ile Ser Ala Ser Ile Gly Asp
 1040 1045 1050
 Ile Ile Gln Arg Leu Asp Val Leu Glu Gln Asp Ala Gln Ile Asp
 1055 1060 1065
 Arg Leu Ile Asn Gly Arg Leu Thr Thr Leu Asn Ala Phe Val Ala
 1070 1075 1080
 Gln Gln Leu Val Arg Ser Glu Ser Ala Ala Leu Ser Ala Gln Leu
 1085 1090 1095
 Ala Lys Asp Lys Val Asn Glu Cys Val Lys Ala Gln Ser Lys Arg
 1100 1105 1110
 Ser Gly Phe Cys Gly Gln Gly Thr His Ile Val Ser Phe Val Val
 1115 1120 1125
 Asn Ala Pro Asn Gly Leu Tyr Phe Met His Val Gly Tyr Tyr Pro
 1130 1135 1140
 Ser Asn His Ile Glu Val Val Ser Ala Tyr Gly Leu Cys Asp Ala
 1145 1150 1155
 Ala Asn Pro Thr Asn Cys Ile Ala Pro Val Asn Gly Tyr Phe Ile
 1160 1165 1170
 Lys Thr Asn Asn Thr Arg Ile Val Asp Glu Trp Ser Tyr Thr Gly
 1175 1180 1185
 Ser Ser Phe Tyr Ala Pro Glu Pro Ile Thr Ser Leu Asn Thr Lys

-continued

1190	1195	1200
Tyr Val Ala Pro His Val Thr	Tyr Gln Asn Ile Ser	Thr Asn Leu
1205	1210	1215
Pro Pro Pro Leu Leu Gly Asn	Ser Thr Gly Ile Asp	Phe Gln Asp
1220	1225	1230
Glu Leu Asp Glu Phe Phe Lys	Asn Val Ser Thr Ser	Ile Pro Asn
1235	1240	1245
Phe Gly Ser Leu Thr Gln Ile	Asn Thr Thr Leu Leu	Asp Leu Thr
1250	1255	1260
Tyr Glu Met Leu Ser Leu Gln	Gln Val Val Lys Ala	Leu Asn Glu
1265	1270	1275
Ser Tyr Ile Asp Leu Lys Glu	Leu Gly Asn Tyr Thr	Tyr Tyr Asn
1280	1285	1290
Lys Trp Pro Trp Tyr Ile Trp	Leu Gly Phe Ile Ala	Gly Leu Val
1295	1300	1305
Ala Leu Ala Leu Cys Val Phe	Phe Ile Leu Cys Cys	Thr Gly Cys
1310	1315	1320
Gly Thr Asn Cys Met Gly Lys	Leu Lys Cys Asn Arg	Cys Cys Asp
1325	1330	1335
Arg Tyr Glu Glu Tyr Asp Leu	Glu Pro His Lys Val	His Val His
1340	1345	1350

<210> SEQ ID NO 29

<211> LENGTH: 1255

<212> TYPE: PRT

<213> ORGANISM: Human SARS coronavirus

<400> SEQUENCE: 29

Met Phe Ile Phe Leu Leu Phe Leu Thr Leu Thr Ser Gly Ser Asp Leu	1	5	10	15
Asp Arg Cys Thr Thr Phe Asp Asp Val Gln Ala Pro Asn Tyr Thr Gln	20	25	30	
His Thr Ser Ser Met Arg Gly Val Tyr Tyr Pro Asp Glu Ile Phe Arg	35	40	45	
Ser Asp Thr Leu Tyr Leu Thr Gln Asp Leu Phe Leu Pro Phe Tyr Ser	50	55	60	
Asn Val Thr Gly Phe His Thr Ile Asn His Thr Phe Gly Asn Pro Val	65	70	75	80
Ile Pro Phe Lys Asp Gly Ile Tyr Phe Ala Ala Thr Glu Lys Ser Asn	85	90	95	
Val Val Arg Gly Trp Val Phe Gly Ser Thr Met Asn Asn Lys Ser Gln	100	105	110	
Ser Val Ile Ile Ile Asn Asn Ser Thr Asn Val Val Ile Arg Ala Cys	115	120	125	
Asn Phe Glu Leu Cys Asp Asn Pro Phe Phe Ala Val Ser Lys Pro Met	130	135	140	
Gly Thr Gln Thr His Thr Met Ile Phe Asp Asn Ala Phe Asn Cys Thr	145	150	155	160
Phe Glu Tyr Ile Ser Asp Ala Phe Ser Leu Asp Val Ser Glu Lys Ser	165	170	175	
Gly Asn Phe Lys His Leu Arg Glu Phe Val Phe Lys Asn Lys Asp Gly	180	185	190	
Phe Leu Tyr Val Tyr Lys Gly Tyr Gln Pro Ile Asp Val Val Arg Asp	195	200	205	

-continued

Leu Pro Ser Gly Phe Asn Thr Leu Lys Pro Ile Phe Lys Leu Pro Leu
 210 215 220
 Gly Ile Asn Ile Thr Asn Phe Arg Ala Ile Leu Thr Ala Phe Ser Pro
 225 230 235 240
 Ala Gln Asp Ile Trp Gly Thr Ser Ala Ala Ala Tyr Phe Val Gly Tyr
 245 250 255
 Leu Lys Pro Thr Thr Phe Met Leu Lys Tyr Asp Glu Asn Gly Thr Ile
 260 265 270
 Thr Asp Ala Val Asp Cys Ser Gln Asn Pro Leu Ala Glu Leu Lys Cys
 275 280 285
 Ser Val Lys Ser Phe Glu Ile Asp Lys Gly Ile Tyr Gln Thr Ser Asn
 290 295 300
 Phe Arg Val Val Pro Ser Gly Asp Val Val Arg Phe Pro Asn Ile Thr
 305 310 315 320
 Asn Leu Cys Pro Phe Gly Glu Val Phe Asn Ala Thr Lys Phe Pro Ser
 325 330 335
 Val Tyr Ala Trp Glu Arg Lys Lys Ile Ser Asn Cys Val Ala Asp Tyr
 340 345 350
 Ser Val Leu Tyr Asn Ser Thr Phe Phe Ser Thr Phe Lys Cys Tyr Gly
 355 360 365
 Val Ser Ala Thr Lys Leu Asn Asp Leu Cys Phe Ser Asn Val Tyr Ala
 370 375 380
 Asp Ser Phe Val Val Lys Gly Asp Asp Val Arg Gln Ile Ala Pro Gly
 385 390 395 400
 Gln Thr Gly Val Ile Ala Asp Tyr Asn Tyr Lys Leu Pro Asp Asp Phe
 405 410 415
 Met Gly Cys Val Leu Ala Trp Asn Thr Arg Asn Ile Asp Ala Thr Ser
 420 425 430
 Thr Gly Asn Tyr Asn Tyr Lys Tyr Arg Tyr Leu Arg His Gly Lys Leu
 435 440 445
 Arg Pro Phe Glu Arg Asp Ile Ser Asn Val Pro Phe Ser Pro Asp Gly
 450 455 460
 Lys Pro Cys Thr Pro Pro Ala Leu Asn Cys Tyr Trp Pro Leu Asn Asp
 465 470 475 480
 Tyr Gly Phe Tyr Thr Thr Thr Gly Ile Gly Tyr Gln Pro Tyr Arg Val
 485 490 495
 Val Val Leu Ser Phe Glu Leu Leu Asn Ala Pro Ala Thr Val Cys Gly
 500 505 510
 Pro Lys Leu Ser Thr Asp Leu Ile Lys Asn Gln Cys Val Asn Phe Asn
 515 520 525
 Phe Asn Gly Leu Thr Gly Thr Gly Val Leu Thr Pro Ser Ser Lys Arg
 530 535 540
 Phe Gln Pro Phe Gln Gln Phe Gly Arg Asp Val Ser Asp Phe Thr Asp
 545 550 555 560
 Ser Val Arg Asp Pro Lys Thr Ser Glu Ile Leu Asp Ile Ser Pro Cys
 565 570 575
 Ser Phe Gly Gly Val Ser Val Ile Thr Pro Gly Thr Asn Ala Ser Ser
 580 585 590
 Glu Val Ala Val Leu Tyr Gln Asp Val Asn Cys Thr Asp Val Ser Thr
 595 600 605
 Ala Ile His Ala Asp Gln Leu Thr Pro Ala Trp Arg Ile Tyr Ser Thr
 610 615 620
 Gly Asn Asn Val Phe Gln Thr Gln Ala Gly Cys Leu Ile Gly Ala Glu

-continued

625	630	635	640
His Val Asp Thr Ser Tyr Glu Cys Asp Ile Pro Ile Gly Ala Gly Ile	645	650	655
Cys Ala Ser Tyr His Thr Val Ser Leu Leu Arg Ser Thr Ser Gln Lys	660	665	670
Ser Ile Val Ala Tyr Thr Met Ser Leu Gly Ala Asp Ser Ser Ile Ala	675	680	685
Tyr Ser Asn Asn Thr Ile Ala Ile Pro Thr Asn Phe Ser Ile Ser Ile	690	695	700
Thr Thr Glu Val Met Pro Val Ser Met Ala Lys Thr Ser Val Asp Cys	705	710	715
Asn Met Tyr Ile Cys Gly Asp Ser Thr Glu Cys Ala Asn Leu Leu Leu	725	730	735
Gln Tyr Gly Ser Phe Cys Thr Gln Leu Asn Arg Ala Leu Ser Gly Ile	740	745	750
Ala Ala Glu Gln Asp Arg Asn Thr Arg Glu Val Phe Ala Gln Val Lys	755	760	765
Gln Met Tyr Lys Thr Pro Thr Leu Lys Tyr Phe Gly Gly Phe Asn Phe	770	775	780
Ser Gln Ile Leu Pro Asp Pro Leu Lys Pro Thr Lys Arg Ser Phe Ile	785	790	795
Glu Asp Leu Leu Phe Asn Lys Val Thr Leu Ala Asp Ala Gly Phe Met	805	810	815
Lys Gln Tyr Gly Glu Cys Leu Gly Asp Ile Asn Ala Arg Asp Leu Ile	820	825	830
Cys Ala Gln Lys Phe Asn Gly Leu Thr Val Leu Pro Pro Leu Leu Thr	835	840	845
Asp Asp Met Ile Ala Ala Tyr Thr Ala Ala Leu Val Ser Gly Thr Ala	850	855	860
Thr Ala Gly Trp Thr Phe Gly Ala Gly Ala Ala Leu Gln Ile Pro Phe	865	870	875
Ala Met Gln Met Ala Tyr Arg Phe Asn Gly Ile Gly Val Thr Gln Asn	885	890	895
Val Leu Tyr Glu Asn Gln Lys Gln Ile Ala Asn Gln Phe Asn Lys Ala	900	905	910
Ile Ser Gln Ile Gln Glu Ser Leu Thr Thr Thr Ser Thr Ala Leu Gly	915	920	925
Lys Leu Gln Asp Val Val Asn Gln Asn Ala Gln Ala Leu Asn Thr Leu	930	935	940
Val Lys Gln Leu Ser Ser Asn Phe Gly Ala Ile Ser Ser Val Leu Asn	945	950	955
Asp Ile Leu Ser Arg Leu Asp Lys Val Glu Ala Glu Val Gln Ile Asp	965	970	975
Arg Leu Ile Thr Gly Arg Leu Gln Ser Leu Gln Thr Tyr Val Thr Gln	980	985	990
Gln Leu Ile Arg Ala Ala Glu Ile Arg Ala Ser Ala Asn Leu Ala Ala	995	1000	1005
Thr Lys Met Ser Glu Cys Val Leu Gly Gln Ser Lys Arg Val Asp	1010	1015	1020
Phe Cys Gly Lys Gly Tyr His Leu Met Ser Phe Pro Gln Ala Ala	1025	1030	1035
Pro His Gly Val Val Phe Leu His Val Thr Tyr Val Pro Ser Gln	1040	1045	1050

-continued

Glu Arg Asn Phe Thr Thr Ala Pro Ala Ile Cys His Glu Gly Lys
 1055 1060 1065
 Ala Tyr Phe Pro Arg Glu Gly Val Phe Val Phe Asn Gly Thr Ser
 1070 1075 1080
 Trp Phe Ile Thr Gln Arg Asn Phe Phe Ser Pro Gln Ile Ile Thr
 1085 1090 1095
 Thr Asp Asn Thr Phe Val Ser Gly Asn Cys Asp Val Val Ile Gly
 1100 1105 1110
 Ile Ile Asn Asn Thr Val Tyr Asp Pro Leu Gln Pro Glu Leu Asp
 1115 1120 1125
 Ser Phe Lys Glu Glu Leu Asp Lys Tyr Phe Lys Asn His Thr Ser
 1130 1135 1140
 Pro Asp Val Asp Leu Gly Asp Ile Ser Gly Ile Asn Ala Ser Val
 1145 1150 1155
 Val Asn Ile Gln Lys Glu Ile Asp Arg Leu Asn Glu Val Ala Lys
 1160 1165 1170
 Asn Leu Asn Glu Ser Leu Ile Asp Leu Gln Glu Leu Gly Lys Tyr
 1175 1180 1185
 Glu Gln Tyr Ile Lys Trp Pro Trp Tyr Val Trp Leu Gly Phe Ile
 1190 1195 1200
 Ala Gly Leu Ile Ala Ile Val Met Val Thr Ile Leu Leu Cys Cys
 1205 1210 1215
 Met Thr Ser Cys Cys Ser Cys Leu Lys Gly Ala Cys Ser Cys Gly
 1220 1225 1230
 Ser Cys Cys Lys Phe Asp Glu Asp Asp Ser Glu Pro Val Leu Lys
 1235 1240 1245
 Gly Val Lys Leu His Tyr Thr
 1250 1255

<210> SEQ ID NO 30
 <211> LENGTH: 1353
 <212> TYPE: PRT
 <213> ORGANISM: Human coronavirus

<400> SEQUENCE: 30

Met Phe Leu Ile Leu Leu Ile Ser Leu Pro Thr Ala Phe Ala Val Ile
 1 5 10 15
 Gly Asp Leu Lys Cys Thr Ser Asp Asn Ile Asn Asp Lys Asp Thr Gly
 20 25 30
 Pro Pro Pro Ile Ser Thr Asp Thr Val Asp Val Thr Asn Gly Leu Gly
 35 40 45
 Thr Tyr Tyr Val Leu Asp Arg Val Tyr Leu Asn Thr Thr Leu Phe Leu
 50 55 60
 Asn Gly Tyr Tyr Pro Thr Ser Gly Ser Thr Tyr Arg Asn Met Ala Leu
 65 70 75 80
 Lys Gly Ser Val Leu Leu Ser Arg Leu Trp Phe Lys Pro Pro Phe Leu
 85 90 95
 Ser Asp Phe Ile Asn Gly Ile Phe Ala Lys Val Lys Asn Thr Lys Val
 100 105 110
 Ile Lys Asp Arg Val Met Tyr Ser Glu Phe Pro Ala Ile Thr Ile Gly
 115 120 125
 Ser Thr Phe Val Asn Thr Ser Tyr Ser Val Val Val Gln Pro Arg Thr
 130 135 140
 Ile Asn Ser Thr Gln Asp Gly Asp Asn Lys Leu Gln Gly Leu Leu Glu

-continued

145	150	155	160
Val Ser Val Cys Gln Tyr Asn Met Cys Glu Tyr Pro Gln Thr Ile Cys	165	170	175
His Pro Asn Leu Gly Asn His Arg Lys Glu Leu Trp His Leu Asp Thr	180	185	190
Gly Val Val Ser Cys Leu Tyr Lys Arg Asn Phe Thr Tyr Asp Val Asn	195	200	205
Ala Asp Tyr Leu Tyr Phe His Phe Tyr Gln Glu Gly Gly Thr Phe Tyr	210	215	220
Ala Tyr Phe Thr Asp Thr Gly Val Val Thr Lys Phe Leu Phe Asn Val	225	230	235
Tyr Leu Gly Met Ala Leu Ser His Tyr Tyr Val Met Pro Leu Thr Cys	245	250	255
Asn Ser Lys Leu Thr Leu Glu Tyr Trp Val Thr Pro Leu Thr Ser Arg	260	265	270
Gln Tyr Leu Leu Ala Phe Asn Gln Asp Gly Ile Ile Phe Asn Ala Glu	275	280	285
Asp Cys Met Ser Asp Phe Met Ser Glu Ile Lys Cys Lys Thr Gln Ser	290	295	300
Ile Ala Pro Pro Thr Gly Val Tyr Glu Leu Asn Gly Tyr Thr Val Gln	305	310	315
Pro Ile Ala Asp Val Tyr Arg Arg Lys Pro Asn Leu Pro Asn Cys Asn	325	330	335
Ile Glu Ala Trp Leu Asn Asp Lys Ser Val Pro Ser Pro Leu Asn Trp	340	345	350
Glu Arg Lys Thr Phe Ser Asn Cys Asn Phe Asn Met Ser Ser Leu Met	355	360	365
Ser Phe Ile Gln Ala Asp Ser Phe Thr Cys Asn Asn Ile Asp Ala Ala	370	375	380
Lys Ile Tyr Gly Met Cys Phe Ser Ser Ile Thr Ile Asp Lys Phe Ala	385	390	395
Ile Pro Asn Gly Arg Lys Val Asp Leu Gln Leu Gly Asn Leu Gly Tyr	405	410	415
Leu Gln Ser Phe Asn Tyr Arg Ile Asp Thr Thr Ala Thr Ser Cys Gln	420	425	430
Leu Tyr Tyr Asn Leu Pro Ala Ala Asn Val Ser Val Ser Arg Phe Asn	435	440	445
Pro Ser Thr Trp Asn Lys Arg Phe Gly Phe Ile Glu Asp Ser Val Phe	450	455	460
Lys Pro Arg Pro Ala Gly Val Leu Thr Asn His Asp Val Val Tyr Ala	465	470	475
Gln His Cys Phe Lys Ala Pro Lys Asn Phe Cys Pro Cys Lys Leu Asn	485	490	495
Gly Ser Cys Val Gly Ser Gly Pro Gly Lys Asn Asn Gly Ile Gly Thr	500	505	510
Cys Pro Ala Gly Thr Asn Tyr Leu Thr Cys Asp Asn Leu Cys Thr Pro	515	520	525
Asp Pro Ile Thr Phe Thr Gly Thr Tyr Lys Cys Pro Gln Thr Lys Ser	530	535	540
Leu Val Gly Ile Gly Glu His Cys Ser Gly Leu Ala Val Lys Ser Asp	545	550	555
Tyr Cys Gly Gly Asn Ser Cys Thr Cys Arg Pro Gln Ala Phe Leu Gly	565	570	575

-continued

Trp	Ser	Ala	Asp	Ser	Cys	Leu	Gln	Gly	Asp	Lys	Cys	Asn	Ile	Phe	Ala	
			580					585						590		
Asn	Phe	Ile	Leu	His	Asp	Val	Asn	Ser	Gly	Leu	Thr	Cys	Ser	Thr	Asp	
		595					600					605				
Leu	Gln	Lys	Ala	Asn	Thr	Asp	Ile	Ile	Leu	Gly	Val	Cys	Val	Asn	Tyr	
	610					615					620					
Asp	Leu	Tyr	Gly	Ile	Leu	Gly	Gln	Gly	Ile	Phe	Val	Glu	Val	Asn	Ala	
	625				630					635					640	
Thr	Tyr	Tyr	Asn	Ser	Trp	Gln	Asn	Leu	Leu	Tyr	Asp	Ser	Asn	Gly	Asn	
				645					650						655	
Leu	Tyr	Gly	Phe	Arg	Asp	Tyr	Ile	Ile	Asn	Arg	Thr	Phe	Met	Ile	Arg	
			660					665					670			
Ser	Cys	Tyr	Ser	Gly	Arg	Val	Ser	Ala	Ala	Phe	His	Ala	Asn	Ser	Ser	
		675						680					685			
Glu	Pro	Ala	Leu	Leu	Phe	Arg	Asn	Ile	Lys	Cys	Asn	Tyr	Val	Phe	Asn	
	690					695						700				
Asn	Ser	Leu	Thr	Arg	Gln	Leu	Gln	Pro	Ile	Asn	Tyr	Phe	Asp	Ser	Tyr	
	705				710						715				720	
Leu	Gly	Cys	Val	Val	Asn	Ala	Tyr	Asn	Ser	Thr	Ala	Ile	Ser	Val	Gln	
				725						730					735	
Thr	Cys	Asp	Leu	Thr	Val	Gly	Ser	Gly	Tyr	Cys	Val	Asp	Tyr	Ser	Lys	
			740					745						750		
Asn	Arg	Arg	Ser	Arg	Gly	Ala	Ile	Thr	Thr	Gly	Tyr	Arg	Phe	Thr	Asn	
		755						760					765			
Phe	Glu	Pro	Phe	Thr	Val	Asn	Ser	Val	Asn	Asp	Ser	Leu	Glu	Pro	Val	
	770					775					780					
Gly	Gly	Leu	Tyr	Glu	Ile	Gln	Ile	Pro	Ser	Glu	Phe	Thr	Ile	Gly	Asn	
	785				790					795					800	
Met	Val	Glu	Phe	Ile	Gln	Thr	Ser	Ser	Pro	Lys	Val	Thr	Ile	Asp	Cys	
				805					810						815	
Ala	Ala	Phe	Val	Cys	Gly	Asp	Tyr	Ala	Ala	Cys	Lys	Ser	Gln	Leu	Val	
			820					825						830		
Glu	Tyr	Gly	Ser	Phe	Cys	Asp	Asn	Ile	Asn	Ala	Ile	Leu	Thr	Glu	Val	
		835						840						845		
Asn	Glu	Leu	Leu	Asp	Thr	Thr	Gln	Leu	Gln	Val	Ala	Asn	Ser	Leu	Met	
	850					855						860				
Asn	Gly	Val	Thr	Leu	Ser	Thr	Lys	Leu	Lys	Asp	Gly	Val	Asn	Phe	Asn	
	865					870					875				880	
Val	Asp	Asp	Ile	Asn	Phe	Ser	Pro	Val	Leu	Gly	Cys	Leu	Gly	Ser	Glu	
				885						890					895	
Cys	Ser	Lys	Ala	Ser	Ser	Arg	Ser	Ala	Ile	Glu	Asp	Leu	Leu	Phe	Asp	
			900					905							910	
Lys	Val	Lys	Leu	Ser	Asp	Val	Gly	Phe	Val	Glu	Ala	Tyr	Asn	Asn	Cys	
		915						920							925	
Thr	Gly	Gly	Ala	Glu	Ile	Arg	Asp	Leu	Ile	Cys	Val	Gln	Ser	Tyr	Lys	
	930						935								940	
Gly	Ile	Lys	Val	Leu	Pro	Pro	Leu	Leu	Ser	Glu	Asn	Gln	Ile	Ser	Gly	
	945					950					955				960	
Tyr	Thr	Leu	Ala	Ala	Thr	Ser	Ala	Ser	Leu	Phe	Pro	Pro	Trp	Thr	Ala	
				965						970					975	
Ala	Ala	Gly	Val	Pro	Phe	Tyr	Leu	Asn	Val	Gln	Tyr	Arg	Ile	Asn	Gly	
			980						985						990	

-continued

Leu	Gly	Val	Thr	Met	Asp	Val	Leu	Ser	Gln	Asn	Gln	Lys	Leu	Ile	Ala
		995					1000					1005			
Asn	Ala	Phe	Asn	Asn	Ala	Leu	Tyr	Ala	Ile	Gln	Glu	Gly	Phe	Asp	
	1010					1015					1020				
Ala	Thr	Asn	Ser	Ala	Leu	Val	Lys	Ile	Gln	Ala	Val	Val	Asn	Ala	
	1025					1030					1035				
Asn	Ala	Glu	Ala	Leu	Asn	Asn	Leu	Leu	Gln	Gln	Leu	Ser	Asn	Arg	
	1040					1045					1050				
Phe	Gly	Ala	Ile	Ser	Ala	Ser	Leu	Gln	Glu	Ile	Leu	Ser	Arg	Leu	
	1055					1060					1065				
Asp	Ala	Leu	Glu	Ala	Glu	Ala	Gln	Ile	Asp	Arg	Leu	Ile	Asn	Gly	
	1070					1075					1080				
Arg	Leu	Thr	Ala	Leu	Asn	Ala	Tyr	Val	Ser	Gln	Gln	Leu	Ser	Asp	
	1085					1090					1095				
Ser	Thr	Leu	Val	Lys	Phe	Ser	Ala	Ala	Gln	Ala	Met	Glu	Lys	Val	
	1100					1105					1110				
Asn	Glu	Cys	Val	Lys	Ser	Gln	Ser	Ser	Arg	Ile	Asn	Phe	Cys	Gly	
	1115					1120					1125				
Asn	Gly	Asn	His	Ile	Ile	Ser	Leu	Val	Gln	Asn	Ala	Pro	Tyr	Gly	
	1130					1135					1140				
Leu	Tyr	Phe	Ile	His	Phe	Ser	Tyr	Val	Pro	Thr	Lys	Tyr	Val	Thr	
	1145					1150					1155				
Ala	Arg	Val	Ser	Pro	Gly	Leu	Cys	Ile	Ala	Gly	Asp	Arg	Gly	Ile	
	1160					1165					1170				
Ala	Pro	Lys	Ser	Gly	Tyr	Phe	Val	Asn	Val	Asn	Asn	Thr	Trp	Met	
	1175					1180					1185				
Tyr	Thr	Gly	Ser	Gly	Tyr	Tyr	Tyr	Pro	Glu	Pro	Ile	Thr	Glu	Asn	
	1190					1195					1200				
Asn	Val	Val	Val	Met	Ser	Thr	Cys	Ala	Val	Asn	Tyr	Thr	Lys	Ala	
	1205					1210					1215				
Pro	Tyr	Val	Met	Leu	Asn	Thr	Ser	Ile	Pro	Asn	Leu	Pro	Asp	Phe	
	1220					1225					1230				
Lys	Glu	Glu	Leu	Asp	Gln	Trp	Phe	Lys	Asn	Gln	Thr	Ser	Val	Ala	
	1235					1240					1245				
Pro	Asp	Leu	Ser	Leu	Asp	Tyr	Ile	Asn	Val	Thr	Phe	Leu	Asp	Leu	
	1250					1255					1260				
Gln	Val	Glu	Met	Asn	Arg	Leu	Gln	Glu	Ala	Ile	Lys	Val	Leu	Asn	
	1265					1270					1275				
Gln	Ser	Tyr	Ile	Asn	Leu	Lys	Asp	Ile	Gly	Thr	Tyr	Glu	Tyr	Tyr	
	1280					1285					1290				
Val	Lys	Trp	Pro	Trp	Tyr	Val	Trp	Leu	Leu	Ile	Cys	Leu	Ala	Gly	
	1295					1300					1305				
Val	Ala	Met	Leu	Val	Leu	Leu	Phe	Phe	Ile	Cys	Cys	Cys	Thr	Gly	
	1310					1315					1320				
Cys	Gly	Thr	Ser	Cys	Phe	Lys	Lys	Cys	Gly	Gly	Cys	Cys	Asp	Asp	
	1325					1330					1335				
Tyr	Thr	Gly	Tyr	Gln	Glu	Leu	Val	Ile	Lys	Thr	Ser	His	Asp	Asp	
	1340					1345					1350				

<210> SEQ ID NO 31

<211> LENGTH: 1351

<212> TYPE: PRT

<213> ORGANISM: Human coronavirus

<400> SEQUENCE: 31

-continued

Met Phe Leu Ile Ile Phe Ile Leu Pro Thr Thr Leu Ala Val Ile Gly
 1 5 10 15
 Asp Phe Asn Cys Thr Asn Ser Phe Ile Asn Asp Tyr Asn Lys Thr Ile
 20 25 30
 Pro Arg Ile Ser Glu Asp Val Val Asp Val Ser Leu Gly Leu Gly Thr
 35 40 45
 Tyr Tyr Val Leu Asn Arg Val Tyr Leu Asn Thr Thr Leu Leu Phe Thr
 50 55 60
 Gly Tyr Phe Pro Lys Ser Gly Ala Asn Phe Arg Asp Leu Ala Leu Lys
 65 70 75 80
 Gly Ser Ile Tyr Leu Ser Thr Leu Trp Tyr Lys Pro Pro Phe Leu Ser
 85 90 95
 Asp Phe Asn Asn Gly Ile Phe Ser Lys Val Lys Asn Thr Lys Leu Tyr
 100 105 110
 Val Asn Asn Thr Leu Tyr Ser Glu Phe Ser Thr Ile Val Ile Gly Ser
 115 120 125
 Val Phe Val Asn Thr Ser Tyr Thr Ile Val Val Gln Pro His Asn Gly
 130 135 140
 Ile Leu Glu Ile Thr Ala Cys Gln Tyr Thr Met Cys Glu Tyr Pro His
 145 150 155 160
 Thr Val Cys Lys Ser Lys Gly Ser Ile Arg Asn Glu Ser Trp His Ile
 165 170 175
 Asp Ser Ser Glu Pro Leu Cys Leu Phe Lys Lys Asn Phe Thr Tyr Asn
 180 185 190
 Val Ser Ala Asp Trp Leu Tyr Phe His Phe Tyr Gln Glu Arg Gly Val
 195 200 205
 Phe Tyr Ala Tyr Tyr Ala Asp Val Gly Met Pro Thr Thr Phe Leu Phe
 210 215 220
 Ser Leu Tyr Leu Gly Thr Ile Leu Ser His Tyr Tyr Val Met Pro Leu
 225 230 235 240
 Thr Cys Asn Ala Ile Ser Ser Asn Thr Asp Asn Glu Thr Leu Glu Tyr
 245 250 255
 Trp Val Thr Pro Leu Ser Arg Arg Gln Tyr Leu Leu Asn Phe Asp Glu
 260 265 270
 His Gly Val Ile Thr Asn Ala Val Asp Cys Ser Ser Ser Phe Leu Ser
 275 280 285
 Glu Ile Gln Cys Lys Thr Gln Ser Phe Ala Pro Asn Thr Gly Val Tyr
 290 295 300
 Asp Leu Ser Gly Phe Thr Val Lys Pro Val Ala Thr Val Tyr Arg Arg
 305 310 315 320
 Ile Pro Asn Leu Pro Asp Cys Asp Ile Asp Asn Trp Leu Asn Asn Val
 325 330 335
 Ser Val Pro Ser Pro Leu Asn Trp Glu Arg Arg Ile Phe Ser Asn Cys
 340 345 350
 Asn Phe Asn Leu Ser Thr Leu Leu Arg Leu Val His Val Asp Ser Phe
 355 360 365
 Ser Cys Asn Asn Leu Asp Lys Ser Lys Ile Phe Gly Ser Cys Phe Asn
 370 375 380
 Ser Ile Thr Val Asp Lys Phe Ala Ile Pro Asn Arg Arg Arg Asp Asp
 385 390 395 400
 Leu Gln Leu Gly Ser Ser Gly Phe Leu Gln Ser Ser Asn Tyr Lys Ile
 405 410 415

-continued

Asp Ile Ser Ser Ser Ser Cys Gln Leu Tyr Tyr Ser Leu Pro Leu Val
 420 425 430
 Asn Val Thr Ile Asn Asn Phe Asn Pro Ser Ser Trp Asn Arg Arg Tyr
 435 440 445
 Gly Phe Gly Ser Phe Asn Leu Ser Ser Tyr Asp Val Val Tyr Ser Asp
 450 455 460
 His Cys Phe Ser Val Asn Ser Asp Phe Cys Pro Cys Ala Asp Pro Ser
 465 470 475 480
 Val Val Asn Ser Cys Ala Lys Ser Lys Pro Pro Ser Ala Ile Cys Pro
 485 490 495
 Ala Gly Thr Lys Tyr Arg His Cys Asp Leu Asp Thr Thr Leu Tyr Val
 500 505 510
 Lys Asn Trp Cys Arg Cys Ser Cys Leu Pro Asp Pro Ile Ser Thr Tyr
 515 520 525
 Ser Pro Asn Thr Cys Pro Gln Lys Lys Val Val Val Gly Ile Gly Glu
 530 535 540
 His Cys Pro Gly Leu Gly Ile Asn Glu Glu Lys Cys Gly Thr Gln Leu
 545 550 555 560
 Asn His Ser Ser Cys Phe Cys Ser Pro Asp Ala Phe Leu Gly Trp Ser
 565 570 575
 Phe Asp Ser Cys Ile Ser Asn Asn Arg Cys Asn Ile Phe Ser Asn Phe
 580 585 590
 Ile Phe Asn Gly Ile Asn Ser Gly Thr Thr Cys Ser Asn Asp Leu Leu
 595 600 605
 Tyr Ser Asn Thr Glu Ile Ser Thr Gly Val Cys Val Asn Tyr Asp Leu
 610 615 620
 Tyr Gly Ile Thr Gly Gln Gly Ile Phe Lys Glu Val Ser Ala Ala Tyr
 625 630 635 640
 Tyr Asn Asn Trp Gln Asn Leu Leu Tyr Asp Ser Asn Gly Asn Ile Ile
 645 650 655
 Gly Phe Lys Asp Phe Leu Thr Asn Lys Thr Tyr Thr Ile Leu Pro Cys
 660 665 670
 Tyr Ser Gly Arg Val Ser Ala Ala Phe Tyr Gln Asn Ser Ser Ser Pro
 675 680 685
 Ala Leu Leu Tyr Arg Asn Leu Lys Cys Ser Tyr Val Leu Asn Asn Ile
 690 695 700
 Ser Phe Ile Ser Gln Pro Phe Tyr Phe Asp Ser Tyr Leu Gly Cys Val
 705 710 715 720
 Leu Asn Ala Val Asn Leu Thr Ser Tyr Ser Val Ser Ser Cys Asp Leu
 725 730 735
 Arg Met Gly Ser Gly Phe Cys Ile Asp Tyr Ala Leu Pro Ser Ser Arg
 740 745 750
 Arg Lys Arg Arg Gly Ile Ser Ser Pro Tyr Arg Phe Val Thr Phe Glu
 755 760 765
 Pro Phe Asn Val Ser Phe Val Asn Asp Ser Val Glu Thr Val Gly Gly
 770 775 780
 Leu Phe Glu Ile Gln Ile Pro Thr Asn Phe Thr Ile Ala Gly His Glu
 785 790 795 800
 Glu Phe Ile Gln Thr Ser Ser Pro Lys Val Thr Ile Asp Cys Ser Ala
 805 810 815
 Phe Val Cys Ser Asn Tyr Ala Ala Cys His Asp Leu Leu Ser Glu Tyr
 820 825 830
 Gly Thr Phe Cys Asp Asn Ile Asn Ser Ile Leu Asn Glu Val Asn Asp

-continued

835					840					845					
Leu	Leu	Asp	Ile	Thr	Gln	Leu	Gln	Val	Ala	Asn	Ala	Leu	Met	Gln	Gly
850						855					860				
Val	Thr	Leu	Ser	Ser	Asn	Leu	Asn	Thr	Asn	Leu	His	Ser	Asp	Val	Asp
865					870					875					880
Asn	Ile	Asp	Phe	Lys	Ser	Leu	Leu	Gly	Cys	Leu	Gly	Ser	Gln	Cys	Gly
				885					890						895
Ser	Ser	Ser	Arg	Ser	Leu	Leu	Glu	Asp	Leu	Leu	Phe	Asn	Lys	Val	Lys
			900					905							910
Leu	Ser	Asp	Val	Gly	Phe	Val	Glu	Ala	Tyr	Asn	Asn	Cys	Thr	Gly	Gly
		915					920						925		
Ser	Glu	Ile	Arg	Asp	Leu	Leu	Cys	Val	Gln	Ser	Phe	Asn	Gly	Ile	Lys
930					935						940				
Val	Leu	Pro	Pro	Ile	Leu	Ser	Glu	Thr	Gln	Ile	Ser	Gly	Tyr	Thr	Thr
945					950					955					960
Ala	Ala	Thr	Val	Ala	Ala	Met	Phe	Pro	Pro	Trp	Ser	Ala	Ala	Ala	Gly
				965					970						975
Val	Pro	Phe	Ser	Leu	Asn	Val	Gln	Tyr	Arg	Ile	Asn	Gly	Leu	Gly	Val
				980				985							990
Thr	Met	Asp	Val	Leu	Asn	Lys	Asn	Gln	Lys	Leu	Ile	Ala	Asn	Ala	Phe
		995					1000						1005		
Asn	Lys	Ala	Leu	Leu	Ser	Ile	Gln	Asn	Gly	Phe	Thr	Ala	Thr	Asn	
1010						1015							1020		
Ser	Ala	Leu	Ala	Lys	Ile	Gln	Ser	Val	Val	Asn	Ala	Asn	Ala	Gln	
1025						1030							1035		
Ala	Leu	Asn	Ser	Leu	Leu	Gln	Gln	Leu	Phe	Asn	Lys	Phe	Gly	Ala	
1040						1045							1050		
Ile	Ser	Ser	Ser	Leu	Gln	Glu	Ile	Leu	Ser	Arg	Leu	Asp	Asn	Leu	
1055						1060							1065		
Glu	Ala	Gln	Val	Gln	Ile	Asp	Arg	Leu	Ile	Asn	Gly	Arg	Leu	Thr	
1070						1075							1080		
Ala	Leu	Asn	Ala	Tyr	Val	Ser	Gln	Gln	Leu	Ser	Asp	Ile	Thr	Leu	
1085						1090							1095		
Ile	Lys	Ala	Gly	Ala	Ser	Arg	Ala	Ile	Glu	Lys	Val	Asn	Glu	Cys	
1100						1105							1110		
Val	Lys	Ser	Gln	Ser	Pro	Arg	Ile	Asn	Phe	Cys	Gly	Asn	Gly	Asn	
1115						1120							1125		
His	Ile	Leu	Ser	Leu	Val	Gln	Asn	Ala	Pro	Tyr	Gly	Leu	Leu	Phe	
1130						1135							1140		
Ile	His	Phe	Ser	Tyr	Lys	Pro	Thr	Ser	Phe	Lys	Thr	Val	Leu	Val	
1145						1150							1155		
Ser	Pro	Gly	Leu	Cys	Leu	Ser	Gly	Asp	Arg	Gly	Ile	Ala	Pro	Lys	
1160						1165							1170		
Gln	Gly	Tyr	Phe	Ile	Lys	Gln	Asn	Asp	Ser	Trp	Met	Phe	Thr	Gly	
1175						1180							1185		
Ser	Ser	Tyr	Tyr	Tyr	Pro	Glu	Pro	Ile	Ser	Asp	Lys	Asn	Val	Val	
1190						1195							1200		
Phe	Met	Asn	Ser	Cys	Ser	Val	Asn	Phe	Thr	Lys	Ala	Pro	Phe	Ile	
1205						1210							1215		
Tyr	Leu	Asn	Asn	Ser	Ile	Pro	Asn	Leu	Ser	Asp	Phe	Glu	Ala	Glu	
1220						1225							1230		
Leu	Ser	Leu	Trp	Phe	Lys	Asn	His	Thr	Ser	Ile	Ala	Pro	Asn	Leu	
1235						1240							1245		

-continued

Thr Phe Asn Ser His Ile Asn Ala Thr Phe Leu Asp Leu Tyr Tyr
 1250 1255 1260
 Glu Met Asn Val Ile Gln Glu Ser Ile Lys Ser Leu Asn Ser Ser
 1265 1270 1275
 Phe Ile Asn Leu Lys Glu Ile Gly Thr Tyr Glu Met Tyr Val Lys
 1280 1285 1290
 Trp Pro Trp Tyr Ile Trp Leu Leu Ile Val Ile Leu Phe Ile Ile
 1295 1300 1305
 Phe Leu Met Ile Leu Phe Phe Ile Cys Cys Cys Thr Gly Cys Gly
 1310 1315 1320
 Ser Ala Cys Phe Ser Lys Cys His Asn Cys Cys Asp Glu Tyr Gly
 1325 1330 1335
 Gly His Asn Asp Phe Val Ile Lys Ala Ser His Asp Asp
 1340 1345 1350

<210> SEQ ID NO 32
 <211> LENGTH: 526
 <212> TYPE: PRT
 <213> ORGANISM: Artificial Sequence
 <220> FEATURE:
 <223> OTHER INFORMATION: Synthetic Polypeptide

<400> SEQUENCE: 32

Met Phe Ile Phe Leu Leu Phe Leu Thr Leu Thr Ser Gly Ser Asp Leu
 1 5 10 15
 Asp Arg Ala Leu Ser Gly Ile Ala Ala Glu Gln Asp Arg Asn Thr Arg
 20 25 30
 Glu Val Phe Ala Gln Val Lys Gln Met Tyr Lys Thr Pro Thr Leu Lys
 35 40 45
 Tyr Phe Gly Gly Phe Asn Phe Ser Gln Ile Leu Pro Asp Pro Leu Lys
 50 55 60
 Pro Thr Lys Arg Ser Phe Ile Glu Asp Leu Leu Phe Asn Lys Val Thr
 65 70 75 80
 Leu Ala Asp Ala Gly Phe Met Lys Gln Tyr Gly Glu Cys Leu Gly Asp
 85 90 95
 Ile Asn Ala Arg Asp Leu Ile Cys Ala Gln Lys Phe Asn Gly Leu Thr
 100 105 110
 Val Leu Pro Pro Leu Leu Thr Asp Asp Met Ile Ala Ala Tyr Thr Ala
 115 120 125
 Ala Leu Val Ser Gly Thr Ala Thr Ala Gly Trp Thr Phe Gly Ala Gly
 130 135 140
 Ala Ala Leu Gln Ile Pro Phe Ala Met Gln Met Ala Tyr Arg Phe Asn
 145 150 155 160
 Gly Ile Gly Val Thr Gln Asn Val Leu Tyr Glu Asn Gln Lys Gln Ile
 165 170 175
 Ala Asn Gln Phe Asn Lys Ala Ile Ser Gln Ile Gln Glu Ser Leu Thr
 180 185 190
 Thr Thr Ser Thr Ala Leu Gly Lys Leu Gln Asp Val Val Asn Gln Asn
 195 200 205
 Ala Gln Ala Leu Asn Thr Leu Val Lys Gln Leu Ser Ser Asn Phe Gly
 210 215 220
 Ala Ile Ser Ser Val Leu Asn Asp Ile Leu Ser Arg Leu Asp Lys Val
 225 230 235 240
 Glu Ala Glu Val Gln Ile Asp Arg Leu Ile Thr Gly Arg Leu Gln Ser
 245 250 255

-continued

Leu Gln Thr Tyr Val Thr Gln Gln Leu Ile Arg Ala Ala Glu Ile Arg
 260 265 270
 Ala Ser Ala Asn Leu Ala Ala Thr Lys Met Ser Glu Cys Val Leu Gly
 275 280 285
 Gln Ser Lys Arg Val Asp Phe Cys Gly Lys Gly Tyr His Leu Met Ser
 290 295 300
 Phe Pro Gln Ala Ala Pro His Gly Val Val Phe Leu His Val Thr Tyr
 305 310 315 320
 Val Pro Ser Gln Glu Arg Asn Phe Thr Thr Ala Pro Ala Ile Cys His
 325 330 335
 Glu Gly Lys Ala Tyr Phe Pro Arg Glu Gly Val Phe Val Phe Asn Gly
 340 345 350
 Thr Ser Trp Phe Ile Thr Gln Arg Asn Phe Phe Ser Pro Gln Ile Ile
 355 360 365
 Thr Thr Asp Asn Thr Phe Val Ser Gly Asn Cys Asp Val Val Ile Gly
 370 375 380
 Ile Ile Asn Asn Thr Val Tyr Asp Pro Leu Gln Pro Glu Leu Asp Ser
 385 390 395 400
 Phe Lys Glu Glu Leu Asp Lys Tyr Phe Lys Asn His Thr Ser Pro Asp
 405 410 415
 Val Asp Leu Gly Asp Ile Ser Gly Ile Asn Ala Ser Val Val Asn Ile
 420 425 430
 Gln Lys Glu Ile Asp Arg Leu Asn Glu Val Ala Lys Asn Leu Asn Glu
 435 440 445
 Ser Leu Ile Asp Leu Gln Glu Leu Gly Lys Tyr Glu Gln Tyr Ile Lys
 450 455 460
 Trp Pro Trp Tyr Val Trp Leu Gly Phe Ile Ala Gly Leu Ile Ala Ile
 465 470 475 480
 Val Met Val Thr Ile Leu Leu Cys Cys Met Thr Ser Cys Cys Ser Cys
 485 490 495
 Leu Lys Gly Ala Cys Ser Cys Gly Ser Cys Cys Lys Phe Asp Glu Asp
 500 505 510
 Asp Ser Glu Pro Val Leu Lys Gly Val Lys Leu His Tyr Thr
 515 520 525

<210> SEQ ID NO 33
 <211> LENGTH: 588
 <212> TYPE: PRT
 <213> ORGANISM: Artificial Sequence
 <220> FEATURE:
 <223> OTHER INFORMATION: Synthetic Polypeptide

<400> SEQUENCE: 33

Met Ile His Ser Val Phe Leu Leu Met Phe Leu Leu Thr Pro Thr Glu
 1 5 10 15
 Ser Asp Cys Lys Leu Pro Leu Gly Gln Ser Leu Cys Ala Leu Pro Asp
 20 25 30
 Thr Pro Ser Thr Leu Thr Pro Arg Ser Val Arg Ser Val Pro Gly Glu
 35 40 45
 Met Arg Leu Ala Ser Ile Ala Phe Asn His Pro Ile Gln Val Asp Gln
 50 55 60
 Leu Asn Ser Ser Tyr Phe Lys Leu Ser Ile Pro Thr Asn Phe Ser Phe
 65 70 75 80
 Gly Val Thr Gln Glu Tyr Ile Gln Thr Thr Ile Gln Lys Val Thr Val
 85 90 95

-continued

Asp Cys Lys Gln Tyr Val Cys Asn Gly Phe Gln Lys Cys Glu Gln Leu
 100 105 110
 Leu Arg Glu Tyr Gly Gln Phe Cys Ser Lys Ile Asn Gln Ala Leu His
 115 120 125
 Gly Ala Asn Leu Arg Gln Asp Asp Ser Val Arg Asn Leu Phe Ala Ser
 130 135 140
 Val Lys Ser Ser Gln Ser Ser Pro Ile Ile Pro Gly Phe Gly Gly Asp
 145 150 155 160
 Phe Asn Leu Thr Leu Leu Glu Pro Val Ser Ile Ser Thr Gly Ser Arg
 165 170 175
 Ser Ala Arg Ser Ala Ile Glu Asp Leu Leu Phe Asp Lys Val Thr Ile
 180 185 190
 Ala Asp Pro Gly Tyr Met Gln Gly Tyr Asp Asp Cys Met Gln Gln Gly
 195 200 205
 Pro Ala Ser Ala Arg Asp Leu Ile Cys Ala Gln Tyr Val Ala Gly Tyr
 210 215 220
 Lys Val Leu Pro Pro Leu Met Asp Val Asn Met Glu Ala Ala Tyr Thr
 225 230 235 240
 Ser Ser Leu Leu Gly Ser Ile Ala Gly Val Gly Trp Thr Ala Gly Leu
 245 250 255
 Ser Ser Phe Ala Ala Ile Pro Phe Ala Gln Ser Ile Phe Tyr Arg Leu
 260 265 270
 Asn Gly Val Gly Ile Thr Gln Gln Val Leu Ser Glu Asn Gln Lys Leu
 275 280 285
 Ile Ala Asn Lys Phe Asn Gln Ala Leu Gly Ala Met Gln Thr Gly Phe
 290 295 300
 Thr Thr Thr Asn Glu Ala Phe Gln Lys Val Gln Asp Ala Val Asn Asn
 305 310 315 320
 Asn Ala Gln Ala Leu Ser Lys Leu Ala Ser Glu Leu Ser Asn Thr Phe
 325 330 335
 Gly Ala Ile Ser Ala Ser Ile Gly Asp Ile Ile Gln Arg Leu Asp Val
 340 345 350
 Leu Glu Gln Asp Ala Gln Ile Asp Arg Leu Ile Asn Gly Arg Leu Thr
 355 360 365
 Thr Leu Asn Ala Phe Val Ala Gln Gln Leu Val Arg Ser Glu Ser Ala
 370 375 380
 Ala Leu Ser Ala Gln Leu Ala Lys Asp Lys Val Asn Glu Cys Val Lys
 385 390 395 400
 Ala Gln Ser Lys Arg Ser Gly Phe Cys Gly Gln Gly Thr His Ile Val
 405 410 415
 Ser Phe Val Val Asn Ala Pro Asn Gly Leu Tyr Phe Met His Val Gly
 420 425 430
 Tyr Tyr Pro Ser Asn His Ile Glu Val Val Ser Ala Tyr Gly Leu Cys
 435 440 445
 Asp Ala Ala Asn Pro Thr Asn Cys Ile Ala Pro Val Asn Gly Tyr Phe
 450 455 460
 Ile Lys Thr Asn Asn Thr Arg Ile Val Asp Glu Trp Ser Tyr Thr Gly
 465 470 475 480
 Ser Ser Phe Tyr Ala Pro Glu Pro Ile Thr Ser Leu Asn Thr Lys Tyr
 485 490 495
 Val Ala Pro Gln Val Thr Tyr Gln Asn Ile Ser Thr Asn Leu Pro Pro
 500 505 510

-continued

Pro Leu Leu Gly Asn Ser Thr Gly Ile Asp Phe Gln Asp Glu Leu Asp
 515 520 525

Glu Phe Phe Lys Asn Val Ser Thr Ser Ile Pro Asn Phe Gly Ser Leu
 530 535 540

Thr Gln Ile Asn Thr Thr Leu Leu Asp Leu Thr Tyr Glu Met Leu Ser
 545 550 555 560

Leu Gln Gln Val Val Lys Ala Leu Asn Glu Ser Tyr Ile Asp Leu Lys
 565 570 575

Glu Leu Gly Asn Tyr Thr Tyr Tyr Asn Lys Trp Pro
 580 585

<210> SEQ ID NO 34
 <211> LENGTH: 526
 <212> TYPE: PRT
 <213> ORGANISM: Artificial Sequence
 <220> FEATURE:
 <223> OTHER INFORMATION: Synthetic Polypeptide

<400> SEQUENCE: 34

Met Phe Ile Phe Leu Leu Phe Leu Thr Leu Thr Ser Gly Ser Asp Leu
 1 5 10 15

Asp Arg Ala Leu Ser Gly Ile Ala Ala Glu Gln Asp Arg Asn Thr Arg
 20 25 30

Glu Val Phe Ala Gln Val Lys Gln Met Tyr Lys Thr Pro Thr Leu Lys
 35 40 45

Tyr Phe Gly Gly Phe Asn Phe Ser Gln Ile Leu Pro Asp Pro Leu Lys
 50 55 60

Pro Thr Lys Arg Ser Phe Ile Glu Asp Leu Leu Phe Asn Lys Val Thr
 65 70 75 80

Leu Ala Asp Ala Gly Phe Met Lys Gln Tyr Gly Glu Cys Leu Gly Asp
 85 90 95

Ile Asn Ala Arg Asp Leu Ile Cys Ala Gln Lys Phe Asn Gly Leu Thr
 100 105 110

Val Leu Pro Pro Leu Leu Thr Asp Asp Met Ile Ala Ala Tyr Thr Ala
 115 120 125

Ala Leu Val Ser Gly Thr Ala Thr Ala Gly Trp Thr Phe Gly Ala Gly
 130 135 140

Ala Ala Leu Gln Ile Pro Phe Ala Met Gln Met Ala Tyr Arg Phe Asn
 145 150 155 160

Gly Ile Gly Val Thr Gln Asn Val Leu Tyr Glu Asn Gln Lys Gln Ile
 165 170 175

Ala Asn Gln Phe Asn Lys Ala Ile Ser Gln Ile Gln Glu Ser Leu Thr
 180 185 190

Thr Thr Ser Thr Ala Leu Gly Lys Leu Gln Asp Val Val Asn Gln Asn
 195 200 205

Ala Gln Ala Leu Asn Thr Leu Val Lys Gln Leu Ser Ser Asn Phe Gly
 210 215 220

Ala Ile Ser Ser Val Leu Asn Asp Ile Leu Ser Arg Leu Asp Lys Val
 225 230 235 240

Glu Ala Glu Val Gln Ile Asp Arg Leu Ile Thr Gly Arg Leu Gln Ser
 245 250 255

Leu Gln Thr Tyr Val Thr Gln Gln Leu Ile Arg Ala Ala Glu Ile Arg
 260 265 270

Ala Ser Ala Asn Leu Ala Ala Thr Lys Met Ser Glu Cys Val Leu Gly
 275 280 285

-continued

Gln Ser Lys Arg Val Asp Phe Cys Gly Lys Gly Tyr His Leu Met Ser
 290 295 300

Phe Pro Gln Ala Ala Pro His Gly Val Val Phe Leu His Val Thr Tyr
 305 310 315 320

Val Pro Ser Gln Glu Arg Asn Phe Thr Thr Ala Pro Ala Ile Cys His
 325 330 335

Glu Gly Lys Ala Tyr Phe Pro Arg Glu Gly Val Phe Val Phe Asn Gly
 340 345 350

Thr Ser Trp Phe Ile Thr Gln Arg Asn Phe Phe Ser Pro Gln Ile Ile
 355 360 365

Thr Thr Asp Asn Thr Phe Val Ser Gly Asn Cys Asp Val Val Ile Gly
 370 375 380

Ile Ile Asn Asn Thr Val Tyr Asp Pro Leu Gln Pro Glu Leu Asp Ser
 385 390 395 400

Phe Lys Glu Glu Leu Asp Lys Tyr Phe Lys Asn His Thr Ser Pro Asp
 405 410 415

Val Asp Leu Gly Asp Ile Ser Gly Ile Asn Ala Ser Val Val Asn Ile
 420 425 430

Gln Lys Glu Ile Asp Arg Leu Asn Glu Val Ala Lys Asn Leu Asn Glu
 435 440 445

Ser Leu Ile Asp Leu Gln Glu Leu Gly Lys Tyr Glu Gln Tyr Ile Lys
 450 455 460

Trp Pro Trp Tyr Val Trp Leu Gly Phe Ile Ala Gly Leu Ile Ala Ile
 465 470 475 480

Val Met Val Thr Ile Leu Leu Cys Cys Met Thr Ser Cys Cys Ser Cys
 485 490 495

Leu Lys Gly Ala Cys Ser Cys Gly Ser Cys Cys Lys Phe Asp Glu Asp
 500 505 510

Asp Ser Glu Pro Val Leu Lys Gly Val Lys Leu His Tyr Thr
 515 520 525

<210> SEQ ID NO 35
 <211> LENGTH: 1864
 <212> TYPE: DNA
 <213> ORGANISM: Artificial Sequence
 <220> FEATURE:
 <223> OTHER INFORMATION: Synthetic Polynucleotide

<400> SEQUENCE: 35

tcaagctttt ggaccctcgt acagaagcta atacgactca ctatagggaa ataagagaga 60
 aaagaagagt aagaagaat ataagagcca ccatgggtct caaggtgaac gtctctgccc 120
 tattcatggc agtactgtta actctccaaa caccgcgcgg tcaaattcat tggggcaatc 180
 tctctaagat aggggtagta ggaataggaa gtgcaagcta caaagttatg actcgttcca 240
 gccatcaatc attagtcata aaattaatgc ccaatataac tctcctcaat aactgcacga 300
 gggtagagat tgcagaatac aggagactac taagaacagt tttggaacca attagggatg 360
 cacttaatgc aatgaccagc aacataaggc cggttcagag cgtagcttca agtaggagac 420
 acaagagatt tgcgggagta gtctctggcag gtgcggccct aggtgttgc acagctgctc 480
 agataacagc cggcattgca cttcacoggt ccatgctgaa ctctcaggcc atcgacaatc 540
 tgagagcgag cctgaaaact actaatcagg caattgaggc aatcagacaa gcagggcagg 600
 agatgatatt ggctgttcag ggtgtccaag actacatcaa taatgagctg ataccgtcta 660
 tgaaccagct atcttgtgat ctaatcggtc agaagctcgg gctcaaattg cttagatact 720

-continued

atacagaaat cctgtcatta tttggcccca gcctacggga ccccatatct gggagatat	780
ctatecaggc tttgagttat gcacttgag gagatatcaa taagggtta gaaaagctcg	840
gatacagtgaggcggattta ctaggcatct tagagagcag aggaataaag gctcggataa	900
ctcacgtcga cacagagtcc tacttcatag tcctcagtat agcctatccg acgctgtccg	960
agattaaggg ggtgattgtc caccggctag agggggctc gtacaacata ggctctcaag	1020
agtggatabac cactgtgcc aagtatgttg caaccaagg gtacctatc tccaattttg	1080
atgagtcac atgtacttcc atgccagagg ggactgtgtg cagccaaaat gccttgatcc	1140
cgatgagtc tctgctccaa gaatgcctcc gggggctcac caagtccgtg gctcgtacac	1200
tcgatcccg gtcttttggg aaccggttca ttttatcaca agggaaccta atagccaatt	1260
gtgcatcaat tctttgtaag tgtaacaaa caggtacgat tattaatcaa gacctgaca	1320
agatcctaac ataccattgct gccgatcgt gcccgtagt cgaggtgaac ggcgtgacca	1380
tccaagtcgg gagcaggagg tatccagacg ctgtgtactt gcacagaatt gacctcggtc	1440
ctcccatatc attggagagg ttggacgtag ggacaaatct ggggaatgca attgccaaat	1500
tggaggatgc caaggaattg ttggaatcat cggaccagat attgagaagt atgaaaggtt	1560
tatcgagcac tagcatagtc tacatcctga ttgcagtgtg tcttgagggg ttgatagga	1620
tccccacttt aatattgtgc tgcagggggc gttgtaacaa aaaggagaa caagttggta	1680
tgtcaagacc aggcctaag cctgacctta caggaacatc aaaatcctat gtaagatcgc	1740
tttgatgata ataggtgga gcctcgggtg ccaagcttct tgccccttg gcctccccc	1800
agcccctcct ccccttcctg cacccgtacc cccgtggtct ttgaataaag tctgagtggg	1860
cggc	1864

<210> SEQ ID NO 36

<211> LENGTH: 1653

<212> TYPE: DNA

<213> ORGANISM: Artificial Sequence

<220> FEATURE:

<223> OTHER INFORMATION: Synthetic Polynucleotide

<400> SEQUENCE: 36

atgggtctca aggtgaacgt ctctgccgta ttcattggcag tactgttaac tctccaaaca	60
cccgccggtc aaattcattg gggcaatctc tctaagatag gggtagtagg aataggaagt	120
gcaagctaca aagttatgac tcgttccagc catcaatcat tagtcataaa attaatgccc	180
aatataactc tcctcaataa ctgcacgagg gtagagattg cagaatacag gagactacta	240
agaacagttt tggaaaccaat tagggatgca cttaatgcaa tgaccagaa cataaggccg	300
gttcagagcg tagcttcaag taggagacac aagagatttg cgggagtagt cctggcaggt	360
gcgcccttag gtgttgccac agctgctcag ataacagccg gcattgcact tcaccggtcc	420
atgctgaact ctcaggccat cgacaatctg agagcggacc tggaaactac taatcaggca	480
attgagggcaa tcagacaagc agggcaggag atgatattgg ctgttcaggg tgtccaagac	540
tacatcaata atgagctgat accgtctatg aaccagctat cttgtgatct aatcggctcag	600
aagctcgggc tcaaatgct tagatactat acagaaatcc tgcattatt tggcccagc	660
ctacgggacc ccatatctgc ggagatatct atccaggctt tgagttatgc acttgaggga	720
gatatcaata aggtgttaga aaagctcggg tacagtggag gcgatttact aggcattotta	780
gagagcagag gaataaaggc tcggataact cacgtcgaca cagagtccta cttcatagtc	840
ctcagtatag cctatccgac gctgtccgag attaaagggg tgattgtcca ccggctagag	900

-continued

```

ggggtctcgt acaacatagg ctctcaagag tggatataca ctgtgcccaa gtatgttgca 960
acccaagggg accttatctc gaattttgat gagtcacat gtactttcat gccagagggg 1020
actgtgtgca gcaaaaatgc cttgtaccog atgagtcctc tgetocaaga atgcctccgg 1080
gggtccacca agtctctgtc tegtacactc gtatccgggt cttttgggaa cgggttcatt 1140
ttatcacaag ggaacctaat agccaattgt gcatcaattc tttgtaagtg ttacacaaca 1200
ggtacgatta ttaatcaaga cctgacaag atcctaacat acattgctgc cgatecgtgc 1260
cggtagtctg aggtgaaagg cgtgaccatc caagtccgga gcaggaggta tccagacget 1320
gtgtacttgc acagaattga cctcggctct cccatatcat tggagagggt ggacgtaggg 1380
acaaatctgg ggaatgcaat tgccaaattg gaggatgcca aggaattgtt ggaatcatcg 1440
gaccagatat tgagaagtat gaaaggttta tccagcacta gcatagctca catcctgatt 1500
gcagtgtgct ttggagggtt gatagggatc cccactttaa tatgttgctg cagggggcgt 1560
tgtaacaaaa agggagaaca agttggtatg tcaagaccag gcctaaagcc tgacctaca 1620
ggaacatcaa aatcctatgt aagatcgett tga 1653

```

```

<210> SEQ ID NO 37
<211> LENGTH: 1925
<212> TYPE: DNA
<213> ORGANISM: Artificial Sequence
<220> FEATURE:
<223> OTHER INFORMATION: Synthetic Polynucleotide

```

```

<400> SEQUENCE: 37
ggggaataaa gagagaaaag aagagtaaga agaaatataa gagccaccat ggggtctcaag 60
gtgaacgtct ctgccgtatt catggcagta ctgttaactc tccaaacacc cgcgggtcaa 120
attcattggg gcaatctctc taagataggg gtagtaggaa taggaagtgc aagctacaaa 180
gttatgactc gttccagoca tcaatcatta gtcataaaat taatgcccaa tataactctc 240
ctcaataact gcacgagggg agagattgca gaatacagga gactactaag aacagttttg 300
gaaccaatta gggatgcact taatgcaatg acccagaaca taaggccggg tcagagcgtc 360
gcttcaagta ggagacacaa gagatttgcg ggagtagtcc tggcagggtc ggccttaggt 420
gttgccacag ctgctcagat aacagccggc attgcacttc accggctccat gctgaactct 480
caggccatcg acaatctgag agcagccctg gaaactacta atcaggcaat tgaggcaatc 540
agacaagcag ggcaggagat gatattggct gttcaggggt tccaagacta catcaataat 600
gagctgatac cgtctatgaa ccagctatct tgtgatctaa tcggtcagaa gctcgggctc 660
aaattgctta gatactatac agaaatcctg tcattatttg gcccagcct acgggacccc 720
atatctgcgg agatattctat ccaggctttg agttatgac ttggaggaga tatcaataag 780
gtgttagaaa agctcggata cagtggaggc gatttactag gcatcttaga gagcagagga 840
ataaaggctc ggataactca cgtcgacaca gagtcctact tcatagctct cagtatagcc 900
tatccgacgc tgtccagat taaggggggt attgtccacc ggctagaggg ggtctcgtac 960
aacataggct ctcaagagtg gtataccact gtgcccaagt atgttgcaac ccaagggtac 1020
cttatctcga attttgatga gtcacatgt actttcatgc cagaggggac tgtgtgcagc 1080
caaaatgcct tgtaccgat gagtcctctg ctccaagaat gcctccgggg gtcaccaag 1140
tcctgtgctc gtacactcgt atccgggtct tttgggaacc gggttcatttt atcacaaggg 1200
aacctaatag ccaattgtgc atcaattctt tgtaagtgtt acacaacagg tacgattatt 1260

```

-continued

```

aatcaagacc ctgacaagat cctaacatac attgctgccg atcctgtccc ggtagtccag 1320
gtgaacggcg tgaccatcca agtcggggagc aggaggatc cagacgctgt gtacttgcac 1380
agaattgacc tcggtctccc catatcattg gagagggttg acgtagggac aaatctgggg 1440
aatgcaattg ccaaattgga ggatgccaaag gaattgttg aatcatcgga ccagatattg 1500
agaagtatga aaggtttacc gagcactagc atagtctaca tctgattgc agtgtgtctt 1560
ggagggttga tagggatccc cactttaata tgttgctgca gggggcgttg taacaaaaag 1620
ggagaacaag ttggtatgtc aagaccaggc ctaaagcctg accctacagg aacatcaaaa 1680
tcctatgtaa gatcgctttg atgataatag gctggagcct cgggtggcaa gcttcttgcc 1740
ccttgggccc cccccagcc cctcctccc ttctgcacc cgtacccccg tggctttga 1800
ataaagtctg agtgggccc aaaaaaaaa aaaaaaaaa aaaaaaaaa aaaaaaaaa 1860
aaaaaaaa aaaaaaaaa aaaaaaaaa aaaaaaaaa aaaaaaaaa aaaaaaaaa 1920
tctag 1925

```

```

<210> SEQ ID NO 38
<211> LENGTH: 1864
<212> TYPE: DNA
<213> ORGANISM: Artificial Sequence
<220> FEATURE:
<223> OTHER INFORMATION: Synthetic Polynucleotide

```

```

<400> SEQUENCE: 38
tcaagctttt ggaccctcgt acagaagcta atacgactca ctatagggaa ataagagaga 60
aaagaagagt aagaagaat ataagagcca ccatgggtct caaggatgac gtctctgtca 120
tattcatggc agtactgtta actcttcaaa cccccaccg tcaaatccat tggggcaatc 180
tctctaagat aggggttgta ggggtaggaa gtgcaagcta caaagttatg actcgttcca 240
gccatcaatc attagtcata aagttaatgc ccaatataac tctcctcaac aattgcacga 300
gggtagggat tgcagaatac aggagactac tgagaacagt tctggaacca attagagatg 360
cacttaatgc aatgaccocag aatataagac cgggtcagag tgtagcttca agtaggagac 420
acaagagatt tgcgggagtt gtctcggcag gtgcggcct aggcgttgcc acagctgctc 480
aaataacagc cggatttgca cttcaccagt ccatgctgaa ctctcaagcc atcgacaatc 540
tgagagcgag cctagaaact actaatcagg caattgaggc aatcagacaa gcagggcagg 600
agatgatatt ggctgttcag ggtgtccaag actacatcaa taatgagctg ataccgtcta 660
tgaatcaact atcttctgat ttaatcggcc agaagctagg gctcaaatg ctgagatact 720
atacagaaat cctgtcatta tttggcccca gcttacggga ccccatatct ggggagatat 780
ctatccaggc tttgagctat gcgcttgag gagatatcaa taagggtgtg gaaaagctcg 840
gatacagtg aggtgatcta ctgggcatct tagagagcag aggaataaag gcccgataa 900
ctcacgtcga cacagagtc tacttcattg tactcagtat agcctatccg acgctatccg 960
agattaaggg ggtgattgtc caccggctag agggggtctc gtacaacata ggctctcaag 1020
agtgtatcac cactgtgccc aagtatgttg caaccaagg gtaccttacc tcgaattttg 1080
atgagtcac atgcacttcc atgccagagg ggactgtgtg cagccagaat gccttgtaac 1140
cgatgagtc tctgctccaa gaatgcctcc gggggtccac taagtcctgt gctcgtacac 1200
tcgtatccgg gtctttcggg aaccggttca ttttatcaca ggggaaccta atagccaatt 1260
gtgcatcaat cctttgcaag ttttacacaa caggaacaat cattaatcaa gaccctgaca 1320
agatcctaac atacattgct gccgatcact gcccggtggt cgaggatgaa ggcgtgacca 1380

```

-continued

tccaagtcgg gagcaggagg tatccggacg ctgtgtactt gcacaggatt gacctcggtc	1440
ctcccatatc tttggagagg ttggacgtag ggacaaatct ggggaatgca attgctaagt	1500
tggaggatgc caaggaattg ttggagtcac cggaccagat attgaggagt atgaaaggtt	1560
tatcgagcac tagtatagtt tacatcctga ttgcagtgtg tcttgaggga ttgatagga	1620
tccccgcttt aatatgttgc tgcagggggc gttgtaacaa gaaggagaa caagttggta	1680
tgtcaagacc aggccaaag cctgatctta caggaacatc aaaatectat gtaaggtcac	1740
tctgatgata ataggetgga gcctcgggtg ccaagcttct tgcctctgg gcctccccc	1800
agccccctct ccccttctg caccctacc cccgtggtct ttgaataaag tctgagtggg	1860
cggc	1864

<210> SEQ ID NO 39

<211> LENGTH: 1653

<212> TYPE: DNA

<213> ORGANISM: Artificial Sequence

<220> FEATURE:

<223> OTHER INFORMATION: Synthetic Polynucleotide

<400> SEQUENCE: 39

atgggtctca aggtgaacgt ctctgtcata ttcattggcag tactgttaac tcttcaaca	60
cccaccggtc aaatccattg gggcaatctc tctaagatag ggggtgtagg ggttaggaagt	120
gcaagctaca aagttatgac tcgttccagc catcaatcat tagtcataaa gtaaatgccc	180
aatataactc tcctcaacaa ttgcacgagg gtagggtattg cagaatacag gagactactg	240
agaacagttc tggaaaccaat tagagatgca cttaatgcaa tgaccagaa tataagaccg	300
gttcagagtg tagcttcaag taggagacac aagagatttg cgggagttgt cctggcaggt	360
gcgcccttag gcgttgccac agctgtctca ataacagccg gtattgcaact tcaccagtc	420
atgctgaact ctcaagccat cgacaatctg agagcgagcc tagaaactac taatcaggca	480
attgaggcaa tcagacaagc agggcaggag atgatattgg ctgttcaggg tgtccaagac	540
tacatcaata atgagctgat accgtctatg aatcaactat cttgtgattt aatcggccag	600
aagctagggc tcaaatgct cagatactat acagaaatcc tgtcattatt tggccccage	660
ttaccggacc ccatactctg ggagatatct atccaggctt tgagctatgc gcttgaggga	720
gatatcaata aggtgttggg aaagctcgga tacagtggag gtgatctact gggcatctta	780
gagagcagag gaataaaggc ccggataact cacgtcgaca cagagtccta cttcattgta	840
ctcagtatag cctatccgac gctatccgag attaaggggg tgattgtcca ccggetagag	900
ggggtctcgt acaacatagg ctctcaagag tggatatacca ctgtgcccga gtatgttga	960
acccaagggg accttatctc gaattttgat gagtcacat gcactttcat gccagagggg	1020
actgtgtgca gccagaatgc cttgtaccgg atgagtcctc tgcctcaaga atgcctccgg	1080
gggtccacta agtctctgtg tcgtacactc gtatccgggt ctttcgggaa cgggttcatt	1140
ttatcacagg ggaacctaat agccaattgt gcatcaatcc tttgcaagtg ttacacaaca	1200
ggaacaatca ttaatcaaga cctgacaag atcctaact acattgtctg cgatcactgc	1260
ccggtggtcg aggtgaatgg cgtgaccatc caagtggga gcaggaggta tccggacgct	1320
gtgtacttgc acaggattga cctcggctct cccatatttt tggagaggtt ggacgtaggg	1380
acaaatctgg ggaatgcaat tgctaagttg gaggatgcca aggaattggt ggagtcacg	1440
gaccagatat tgaggagtat gaaaggttta tcgagcacta gtatagttta catcctgatt	1500

-continued

```

gcagtggtgc ttggaggatt gatagggatc cccgctttaa tatgttgctg cagggggcgt 1560
tgtaacaaga agggagaaca agttgggatg tcaagaccag gcctaaagcc tgatcttaca 1620
ggaacatcaa aatcctatgt aaggtcactc tga 1653

<210> SEQ ID NO 40
<211> LENGTH: 1925
<212> TYPE: DNA
<213> ORGANISM: Artificial Sequence
<220> FEATURE:
<223> OTHER INFORMATION: Synthetic Polynucleotide

<400> SEQUENCE: 40
ggggaataa gagagaaaag aagagtaaga agaaataa gagccaccat gggctcctcaag 60
gtgaacgtct ctgtcatatt catggcagta ctgttaactc ttcaaacacc caccggtcaa 120
atccattggg gcaatctctc taagataggg gtggtagggg taggaagtgc aagctacaaa 180
gttatgactc gttccagcca tcaatcatta gtcataaagt taatgccccaa tataactctc 240
ctcaacaatt gcacgagggg agggattgca gaatacagga gactactgag aacagttctg 300
gaaccaatta gagatgcaact taatgcaatg acccagaata taagaccggg tcagagtgta 360
gcttcaagta ggagacacaa gagatttgcg ggagttgtcc tggcaggtgc ggccttaggc 420
gttgccacag ctgctcaaat aacagcggg attgcacttc accagtcctat gctgaactct 480
caagccatcg acaatctgag agcgagccta gaaactacta atcaggcaat tgaggcaatc 540
agacaagcag ggcaggagat gatattggct gttcaggggt tccaagacta catcaataat 600
gagctgatac cgtctatgaa tcaactatct tgtgatttaa tcggccagaa gctagggctc 660
aaattgctca gatactatac agaaatcctg tcattatttg gccccagctt acgggacccc 720
atatctgcgg agatattctat ccaggctttg agctatgcgc ttggaggaga tatcaataag 780
gtgttgaaa agctcggata cagtggaggt gatctactgg gcatcttaga gagcagagga 840
ataaaggccc ggataactca cgtcgacaca gagtcctact tcattgtact cagtatagcc 900
tatecgacgc tatecgagat taaggggggtg attgtccacc ggctagaggg ggtctcgtac 960
aacatagget ctcaagagtg gtataccact gtgcccaggt atgttgcaac ccaagggtac 1020
cttatctcga attttgatga gtcacatgc actttcatgc cagaggggac tgtgtgcagc 1080
cagaatgcct tgtaccgat gagtcctctg ctccaagaat gcctcggggg gtccactaag 1140
tcctgtgctc gtacactcgt atccgggtct ttcgggaacc ggttcatttt atcacagggg 1200
aacctaatag ccaattgtgc atcaatcctt tgcaagtgtt acacaacagg aacaatcatt 1260
aatcaagacc ctgacaagat cctaacatac attgctgccc atcactgccc ggtggctgag 1320
gtgaatggcg tgaccatcca agtcgggagc aggaggtatc cggacgctgt gacttgcac 1380
aggattgacc tcggctctcc catatctttg gagaggttgg acgtagggac aaatctgggg 1440
aatgcaattg ctaagttgga ggatgccaaag gaattgttgg agtcatcgga ccagatattg 1500
aggagtatga aaggtttate gagcactagt atagtttaca tcctgattgc agtgtgtctt 1560
ggaggattga tagggatccc cgctttaata tgttgctgca gggggcgttg taacaagaag 1620
ggagaacaag ttggtatgct aagaccaggc ctaaaagcctg atcttacagg aacatcaaaa 1680
tcctatgtaa ggtcactctg atgataatag gctggagcct cgggtggccaa gcttcttgc 1740
ccttgggctt cccccagcc cctcctccc ttcctgcacc cgtacccccg tggcttttga 1800
ataaagtctg agtgggcggc aaaaaaaaaa aaaaaaaaaa aaaaaaaaaa aaaaaaaaaa 1860
aaaaaaaaaa aaaaaaaaaa aaaaaaaaaa aaaaaaaaaa aaaaaaaaaa aaaaaaaaaa 1920

```

-continued

tctag 1925

<210> SEQ ID NO 41
 <211> LENGTH: 2065
 <212> TYPE: DNA
 <213> ORGANISM: Artificial Sequence
 <220> FEATURE:
 <223> OTHER INFORMATION: Synthetic Polynucleotide

<400> SEQUENCE: 41

tcaagctttt ggaccctcgt acagaagcta atacgactca ctatagggaa ataagagaga 60
 aaagaagagt aagaagaaat ataagagcca ccatgtcacc gcaacgagac cggataaatg 120
 ccttctacaa agataaccct tatcccaagg gaagtaggat agttattaac agagaacatc 180
 ttatgattga cagaccctat gttctgctgg ctgttctggt cgctcatggt ctgagcttga 240
 tggattgct ggcaattgca ggcattagac ttcacgggc agccatctac accgaggaga 300
 tccataaaag cctcagtacc aatctggatg tgactaactc catcgagcat caggtaaagg 360
 acgtgctgac accactcttt aaaatcatcg gggatgaagt gggcctgaga acacctcaga 420
 gattcactga cctagtgaaa ttcactcctg acaagattaa attcottaat ccggataggg 480
 agtacgactt cagagatctc acttggtgca tcaaccggcc agagaggatc aaactagatt 540
 atgatcaata ctgtgcagat gtggctgctg aagagctcat gaatgcattg gtgaactcaa 600
 ctctactgga gaccagaaca accactcagt tcctagctgt ctcaaagga aactgctcag 660
 ggcccactac aatcagaggt caattctcaa acatgtcgtc gtccttgttg gacttgctact 720
 taggtcgagg ttacaatgty tcactatag tcaactatgac atcccagga atgtatgggg 780
 gaacctacct agttgaaaag cctaactctga acagcaaagg gtcagagttg tcacaactga 840
 gcatgtaccg agtgtttgaa gtaggtgaga tcagaaacc gggtttgggg gctccggtgt 900
 tccatattgac aaactatctt gagcaaccag tcagtaattg tctcggcaac tgtatggtgg 960
 ctttggggga gctcaaacct gcagcccttt gtcacgggga cgattctatc ataattccct 1020
 atcagggatc agggaaaagg gtcagcttcc agctcgtcaa gctgggtgct tggaaaatccc 1080
 caaccgacat gcaatcctgg gtccccttat caacggatga tccagtggtg gacaggcttt 1140
 acctctctc tcacagaggt gtcactcgtg acaatcaagc aaaatgggct gtcaccgaaa 1200
 cacgaacaga tgacaagtty cgaatggaga catgcttcca gcaggcgtgt aaaggtaaaa 1260
 tccaagcact ctgcgagaat ccgagtgagg taccattgaa ggataacagg attccttcat 1320
 acggggtcct gtctgttgat ctgagtctga cggttgagct taaaatcaaa attgcttcgg 1380
 gattcgggcc attgatcaca caeggtcag ggatggacct atacaaatcc aactgcaaca 1440
 atgtgtattg gctgactatt ccgccaatga gaaatctagc cttaggcgtg atcaacacat 1500
 tggagtggat accgagatc aaggttagtc ccaacctctt cactgtccca attaaggaag 1560
 caggcgaaga ctgccatgcc ccaacatacc tacctgcgga ggtggacggg gatgtcaaac 1620
 tcagtcccaa cctggtgatt ctacctggtc aagatctcca atatgttttg gcaacctacg 1680
 atacctccag ggttgagcat gctgtggttt attacgttta cagcccaagc cgctcatttt 1740
 cttactttta tccttttagg ttgcctataa agggggctcc aatcgaacta caagtggaa 1800
 gcttcacatg ggatcaaaaa ctctgggtgc gtcacttctg tgtgcttgcg gactcagaat 1860
 ccggtggact taccactcac tctgggatgg tggcatggg agtcagctgc acagctacc 1920
 gggaagatgg aaccaatcgc agataatgat aataggctgg agcctcggtg gccaaagctt 1980

-continued

```

ttgccccttg ggccctcccc cagcccctcc tccccttctc gcacccgtag ccccgtggtc 2040
tttgaataaa gtctgagtgg ggggc 2065

```

```

<210> SEQ ID NO 42
<211> LENGTH: 1854
<212> TYPE: DNA
<213> ORGANISM: Artificial Sequence
<220> FEATURE:
<223> OTHER INFORMATION: Synthetic Polynucleotide

```

```

<400> SEQUENCE: 42
atgtcaccgc aacgagaccg gataaatgcc ttctacaaag ataaccctta tcccaagggg 60
agtaggatag ttattaacag agaacatctt atgattgaca gacctatgt tctgctgget 120
gttctgttcg tcctgtttct gagcttgatc ggattgctgg caattgcagg cattagactt 180
catcgggcag ccactctacac cgcgggagatc cataaaagcc tcagtaccaa tctggatgtg 240
actaactcca tcgagcatca ggtcaaggac gtgctgacac cactctttaa aatcatcggg 300
gatgaagtgg gcctgagaac acctcagaga ttcactgacc tagtgaaatt catctcggac 360
aagattaaat tccttaatcc ggatagggag tacgacttca gagatctcac ttggtgcatc 420
aaccgcgcag agaggatcaa actagattat gatcaatact gtgcagatgt ggctgctgaa 480
gagctcatga atgcattggt gaactcaact ctactggaga ccagaacaac cactcagttc 540
ctagctgtct caaagggaaa ctgctcaggg cccactacaa tcagagggtca attctcaaac 600
atgtecgtgt ccttgttggg cttgtactta ggtcgaggtt acaatgtgtc atctatagtc 660
actatgacat cccaggggat gtatggggga acctacctag ttgaaaagcc taatctgaac 720
agcaaagggt cagagtgtgc acaactgagc atgtaccgag tgtttgaagt aggtgtgatc 780
agaaaccggt gtttgggggc tcgggtgttc catatgacaa actatttga gcaaccagtc 840
agtaatggtc tcggcaactg tatggtggct ttgggggagc tcaaaactgc agccctttgt 900
cacggggcag attctatcat aattccctat cagggatcag ggaaagggtg cagcttccag 960
ctcgtcaagc tgggtgtctg gaaatcccca accgacatgc aatcctgggt ccccttatca 1020
acggatgac cagtggtaga caggetttac ctctcatctc acagaggtgt catcctgac 1080
aatcaagcaa aatgggtgtt cccgacaaca cgaacagatg acaagttgcg aatggagaca 1140
tgcttccagc aggcgtgtaa aggtaaaaac caagcactct gcgagaatcc cgagtgggta 1200
ccattgaagg ataacaggat tccttcatac ggggtcctgt ctgttgatct gagtctgacg 1260
gttgagctta aaatcaaaat tgcttcggga ttccggccat tgatcacaca cggctcaggg 1320
atggacctat acaaatccaa ctgcaacaat gtgtattggc tgactattcc gccaatgaga 1380
aatctagcct taggcgtaat caacacattg gactggatag cgagattcaa ggtagtccc 1440
aacctcttca ctgtcccaat taaggaagca ggcgaagact gccatgcccc aacataccta 1500
cctgcggagg tggacggtga tgtcaaaact agttccaacc tgggtgattct acctggtcaa 1560
gatctccaat atgttttggc aacctacgat acctccaggg ttgagcatgc tgtggtttat 1620
tacgtttaca gcccaagccg ctcatcttct tacttttctc cttttaggtt gcctataaag 1680
ggggtcccaa tcgaactaca agtggaatgc ttcacatggg atcaaaaact ctggtgccgt 1740
cacttctgtg tgcttgcgga ctcagaatcc ggtggactta tcaactcctc tgggaggtg 1800
ggcatgggag tcagctgcac agctaccggt gaagatggaa ccaatcgcag ataa 1854

```

```

<210> SEQ ID NO 43
<211> LENGTH: 2126

```

-continued

```

<212> TYPE: DNA
<213> ORGANISM: Artificial Sequence
<220> FEATURE:
<223> OTHER INFORMATION: Synthetic Polynucleotide

<400> SEQUENCE: 43
ggggaataa gagagaaaag aagagtaaga agaaatataa gagccaccat gtcaccgcaa      60
cgagaccgga taaatgcott ctacaaagat aacccttatt ccaagggag taggatagtt      120
attaacagag aacatcttat gattgacaga ccoctatgttc tgetggctgt tctgttctgc      180
atgtttctga gcttgatcgg attgctggca attgcagga ttagacttca tggggcagcc      240
atctacaccg cggagatcca taaaagcctc agtaccaatc tggatgtgac taactccatc      300
gagcatcagg tcaaggacgt gctgacacca ctcttataaa tcatcgggga tgaagtgggc      360
ctgagaacac ctacagagatt cactgacctc gtgaaattca tctcggacaa gattaattc      420
cttaatccgg atagggagta cgacttcaga gatctcactt ggtgatcaa cccgccagag      480
aggatcaaac tagattatga tcaatactgt gcagatgtgg ctgctgaaga gctcatgaat      540
gcattggtga actcaactct actggagacc agaacaacca ctacagttctc agctgtctca      600
aagggaaact gctcagggcc cactacaatc agaggtcaat tctcaaacat gtcgctgtcc      660
ttgttgact  tgtacttagg tccaggttac aatgtgtcat ctatagtcc tatgacatcc      720
cagggaatgt atgggggaac ctacctagtt gaaaagccta atctgaacag caaagggta      780
gagttgtcac aactgagcat gtaccgagtg ttgaaagtag gtgtgatcag aaaccgggt      840
ttgggggctc cgggtgtcca tatgacaaac tattttgagc aaccagtcag taatggtctc      900
ggcaactgta tgggtgcttt gggggagctc aaactcgcag ccctttgtca cggggacgat      960
tctatcataa tccctatca gggatcaggg aaaggtgtca gcttcagct cgtcaagctg      1020
ggtgtctgga aatcccaac cgacatgcaa tctcgggtcc ccttatcaac ggatgatcca      1080
gtggtagaca ggctttaoct ctcatctcac agaggtgtca tgcctgacaa tcaagcaaaa      1140
tgggctgtcc cgacaacacg aacagatgac aagttgcgaa tggagacatg cttccagcag      1200
gcgtgtaaag gtaaaatcca agcactctgc gagaatcccg agtgggtacc attgaaggat      1260
aacaggatcc cttcatacgg ggtcctgtct gttgatctga gtctgacggg tgagcttaa      1320
atcaaaattg cttcgggatt cgggccattg atcacacacg gctcagggat ggacctatac      1380
aaatccaact gcaacaatgt gtattggctg actattccgc caatgagaaa tctagcctta      1440
ggcgtaatca acacattgga gtggataccg agattcaagg ttagtcccaa cctcttctc      1500
gtcccaatta aggaagcagg cgaagactgc catgccccaa catacctacc tgcggagggtg      1560
gacggtgatg tcaaaactcag tccaacctg gtgattctac ctggtcaaga tctccaatat      1620
gttttgcaa cctacgatac ctccagggtt gagcatgctg tggtttatta cgtttacagc      1680
ccaagccgct cttttctta cttttatcct tttaggttgc ctataaaggg ggtccaatc      1740
gaactacaag tggaatgctt cacatgggat caaaaactct ggtgccgtca cttctgtgtg      1800
cttgcggact cagaatccgg tggacttacc actcactctg ggatgggtgg catgggagtc      1860
agctgcacag ctacccggga agatggaacc aatcgcagat aatgataata ggctggagcc      1920
tgggtggcca agcttcttgc cccttgggccc tccccccagc ccctcctccc cttcctgcac      1980
ccgtaccccc gtggtctttg aataaagtct gagtgggctg caaaaaaaaa aaaaaaaaaa      2040
aaaaaaaaaa aaaaaaaaaa aaaaaaaaaa aaaaaaaaaa aaaaaaaaaa aaaaaaaaaa      2100
aaaaaaaaaa aaaaaaaaaa atctag      2126

```

-continued

```

<210> SEQ ID NO 44
<211> LENGTH: 2065
<212> TYPE: DNA
<213> ORGANISM: Artificial Sequence
<220> FEATURE:
<223> OTHER INFORMATION: Synthetic Polynucleotide

<400> SEQUENCE: 44
tcaagctttt ggaccctcgt acagaagcta atacgactca ctatagggaa ataagagaga    60
aaagaagagt aagaagaat ataagagcca ccatgtcacc acaacgagac cggataaatg    120
ccttctacaa agacaacccc catcctaagg gaagtaggat agttattaac agagaacatc    180
ttatgattga tagaccttat gttttgctgg ctgttctatt cgctcatgtt ctgagcttga    240
tcgggttgct agccattgca ggcattagac ttcacogggc agccatctac accgcagaga    300
tcataaaaag cctcagcacc aatctggatg taactaactc aatcgagcat cagggttaagg    360
acgtgctgac accactcttc aagatcatcg gtgatgaagt gggcttgagg acacctcaga    420
gattcaactga cctagtgaag ttcactctctg acaagattaa attccttaat cgggacaggg    480
aatacgactt cagagatctc acttggtgta tcaacccgcc agagagaatc aaattggatt    540
atgatcaata ctgtgcagat gtggctgctg aagaactcat gaatgcattg gtgaactcaa    600
ctctactgga gaccagggca accaatcagt tcctagctgt ctcaaagga aactgctcag    660
ggcccactac aatcagaggc caattctcaa acatgtcgtc gtccctgttg gacttgattt    720
taagtcgagg ttacaatgtg tcactatag tcactatgac atcccagga atgtacgggg    780
gaacttacct agtgaaaag cctaacttga gcagcaaagg gtcagagttg tcacaactga    840
gcatgcaccg agtgttttaa gtaggtgta tcagaaatcc gggtttgggg gctccggtat    900
tccatgatgc aaactatctt gagcaaccag tcagtaatga tttcagcaac tgcattggtg    960
ctttggggga gctcaagttc gcagccctct gtcacagga agattctatc acaattccct    1020
atcagggatc agggaaaagt gtcagcttc agcttgtaa gctaggtgtc tggaaatccc    1080
caaccgacat gcaatcctgg gtcocccat caacggatga tccagtgata gacaggcttt    1140
acctctcacc tcacagaggc gttatcgtctg acaatcaagc aaaatgggct gtcccgacaa    1200
cacggacaga tgacaagtgt cgaatggaga catgcttcca gcaggcgtgt aagggtaaaa    1260
tccaagcact ttgcgagaat cccagtgga caccattgaa ggataacagg attccttcat    1320
acggggtctt gtctgttgat ctgagcttga cagttgagct taaaatcaaa attgtttcag    1380
gattcgggcc attgatcaca cacggttcag ggatggacct atacaaatcc aaccacaaca    1440
atatgtattg getgactate ccgccaatga agaacctggc cttaggtgta atcaacacat    1500
tggagtggat accgagatcc aaggttagtc ccaacctctt cactgttcca attaaggaag    1560
caggcgagga ctgccatgcc ccaacatacc tacctgcgga ggtggatggt gatgtcaaac    1620
tcagttccaa tctgggtgatt ctacctggtc aagatctcca atatgttctg gcaacctacg    1680
atacttcag agttgaacat getgtagttt attacgttta cagcccaagc cgctcatttt    1740
cttactttta tccttttagg ttgcctgtaa ggggggtccc cattgaatta caagtggaa    1800
gettcacatg ggacaaaaaa ctctgggtgc gtcactctctg tgtgcttgcg gactcagaat    1860
ctggtggaca tactactcac tctgggatgg tgggcatggg agtcagctgc acagccactc    1920
gggaagatgg aaccagccgc agatagtgat aataggctgg agcctcggtg gccaaagctc    1980
ttgcccttg ggctccccc cagccctcc tccccttct gcacccgtac ccccggtggtc    2040
tttgaataaa gtctgagtgg gcggc    2065

```

-continued

```

<210> SEQ ID NO 45
<211> LENGTH: 1854
<212> TYPE: DNA
<213> ORGANISM: Artificial Sequence
<220> FEATURE:
<223> OTHER INFORMATION: Synthetic Polynucleotide

<400> SEQUENCE: 45
atgtcaccac aacgagaccg gataaatgcc ttctacaaag acaaccccca tcctaagggg      60
agtaggatag ttattaacag agaacatctt atgattgata gacettatgt tttgctgget      120
gttctattcg tcatgtttct gagcttgatc gggttgctag ccattgcagg cattagactt      180
catcgggcag ccattctacac cgcagagatc cataaaagcc tcagcaccaa tctggatgta      240
actaactcaa tcgagcatca ggttaaggac gtgctgacac cactcttcaa gatcatcggt      300
gatgaagtgg gcttgaggac acctcagaga ttcactgacc tagtgaagtt catctctgac      360
aagattaaat tccttaatcc ggacagggaa tacgacttca gagatctcac ttgggtgtatc      420
aacccgccag agagaatcaa attggattat gatcaatact gtgcagatgt ggctgctgaa      480
gaactcatga atgcattggt gaactcaact ctactggaga ccagggcaac caatcagttc      540
ctagctgtct caaagggaaa ctgctcaggg cccactacaa tcagaggcca attctcaaac      600
atgtcgtgtg cctgttggga ctgtatttta agtcgaggtt acaatgtgtc atctatagtc      660
actatgacat cccaggggat gtacggggga acttacctag tggaaaagcc taatctgagc      720
agcaaagggt cagagtgtgc acaactgagc atgcaccgag tgtttgaagt aggtgttatc      780
agaaatccgg gtttgggggc tcoggtatc catatgacaa actatcttga gcaaccagtc      840
agtaatgatt tcagcaactg catggtggct ttgggggagc tcaagttgct agccctctgt      900
cacaggggag attctatcac aattccctat cagggatcag ggaaagggtg cagcttccag      960
cttgtcaagc taggtgtctg gaaatcccca accgacatgc aatcctgggt cccctatca 1020
acggatgac cagtgataga caggctttac ctctcatctc acagaggcgt tatcgctgac 1080
aatcaagcaa aatgggtgtg cccgacaaca cggacagatg acaagttgct aatggagaca 1140
tgcttccagc aggcgtgtaa gggtaaaatc caagcacttt gcgagaatcc cgagtggaca 1200
ccattgaagg ataacaggat tccttcatac ggggtcttgt ctgttgatct gagtctgaca 1260
gttgagctta aaatcaaaat tgtttcagga ttcgggccat tgatcacaca cggttcaggg 1320
atggacctat acaaatccaa ccacaacaat atgtattggc tgactatccc gccaatgaag 1380
aacctggcct taggtgtaat caacacattg gagtggatac cgagattcaa ggtagtccc 1440
aacctcttca ctgttccaat taaggaagca ggcgaggact gccatgcccc aacataccta 1500
cctgcggagg tggatggtga tgtcaaacct agttccaatc tggtgattct acctggtcaa 1560
gatctccaat atgttctggc aacctacgat acttccagag ttgaacatgc tgtagtttat 1620
tacgtttaca gcccaagccg ctcatcttct tacttttacc cttttagggt gcctgtaagg 1680
ggggtcccca ttgaattaca agtggaatgc ttcacatggg accaaaaact ctggtgccgt 1740
cacttctgtg tgcttgcgga ctcagaatct ggtggacata tcactcactc tgggatggtg 1800
ggcatgggag tcagctgcac agccactcgg gaagatggaa ccagccgcag atag      1854

```

```

<210> SEQ ID NO 46
<211> LENGTH: 2126
<212> TYPE: DNA
<213> ORGANISM: Artificial Sequence
<220> FEATURE:

```

-continued

<223> OTHER INFORMATION: Synthetic Polynucleotide

<400> SEQUENCE: 46

```

ggggaataa gagagaaaag aagagtaaga agaaatataa gagccaccat gtcaccacaa      60
cgagaccgga taaatgcctt ctacaaagac aacccccatc ctaaggggaag taggatagtt    120
attaacagag aacatcttat gattgataga ccttatgttt tgctggctgt tctattcgtc    180
atgtttctga gcttgatcgg gttgctagcc attgcaggca ttagacttca tcgggcagcc    240
atctacacog cagagatoca taaaagcctc agcaccaatc tggatgtaac taactcaatc    300
gagcatcagg ttaaggacgt gctgacacca ctctcaaga tcatcggtga tgaagtgggc    360
ttgaggacac ctcagagatt cactgaccta gtgaagtcca tctctgacaa gattaaatc    420
cttaatccgg acaggggaata cgacttcaga gatctcaett ggtgatcaa cccgccagag    480
agaatcaaat tggattatga tcaatactgt gcagatgtgg ctgctgaaga actcatgaat    540
gcattggtga actcaactct actggagacc agggcaacca atcagttcct agctgtctca    600
aagggaaact gctcagggcc cactacaatc agaggccaat tctcaaacat gtcgctgtcc    660
ctggttgact tgtatttaag tcgaggttac aatgtgtcat ctatagtcac tatgacatcc    720
cagggaatgt acgggggaac ttacctagtg gaaaagccta atctgagcag caaagggcca    780
gagttgtcac aactgagcat gcaccgagtg tttgaagtag gtgttatcag aaatccgggt    840
ttgggggctc cggttatcca tatgacaaac tatcttgagc aaccagtcag taatgatttc    900
agcaactgca tgggtgcttt gggggagctc aagttcgagc ccctctgtca caggggaagat    960
tctatcacia ttccctatca gggatcaggg aaaggtgtca gcttccagct tgtcaagcta   1020
ggtgtctgga aatcccaaac cgacatgcaa tectgggtcc ccctatcaac ggatgatcca   1080
gtgatagaca ggctttaact ctcactcac agaggcgta tcgctgacaa tcaagcaaaa   1140
tgggctgtcc cgacaacacg gacagatgac aagttgcgaa tggagacatg cttccagcag   1200
gcgtgtaagg gtaaaatcca agcactttgc gagaatcccg agtggacacc attgaaggat   1260
aacaggatcc cttcatacgg ggtctgtct gttgatctga gtctgacagt tgagctaaa   1320
atcaaaattg tttcaggatt cgggccattg atcacacacg gttcagggat ggacctatac   1380
aaatccaacc acaacaatat gtattggctg actatcccgc caatgaagaa cctggcctta   1440
ggtgtaatca acacattgga gtggataccg agattcaagg ttagtcccaa cctcttcaat   1500
gttccaatta aggaagcagg cgaggactgc catgccccaa catacctacc tgcggagggtg   1560
gatggtgatg tcaaaactcag ttccaactcg gtgattctac ctggtcaaga tctccaatat   1620
gttctggcaa cctacgatac ttccagagtt gaacatgctg tagtttatta cgtttacage   1680
ccaagccgct cttttctta cttttatcct tttaggttgc ctgtaagggg ggtcccatt   1740
gaattacaag tggaatgctt cacatgggac caaaaactct ggtgccgtca cttctgtgtg   1800
cttgccgact cagaatctgg tggacatata actcaactct ggtgggtggg catgggagtc   1860
agctgcacag ccactcggga agatggaacc agccgcagat agtgataata ggctggagcc   1920
tcggtggcca agcttcttgc cccttgggoc tccccccagc ccctcctccc cttcctgcac   1980
ccgtaccccc gtggtctttg aataaagtct gagtgggogg caaaaaaaaa aaaaaaaaaa   2040
aaaaaaaaaa aaaaaaaaaa aaaaaaaaaa aaaaaaaaaa aaaaaaaaaa aaaaaaaaaa   2100
aaaaaaaaaa aaaaaaaaaa atctag                                          2126

```

<210> SEQ ID NO 47

<211> LENGTH: 550

-continued

```

<212> TYPE: PRT
<213> ORGANISM: Artificial Sequence
<220> FEATURE:
<223> OTHER INFORMATION: Synthetic Polypeptide

<400> SEQUENCE: 47

Met Gly Leu Lys Val Asn Val Ser Ala Val Phe Met Ala Val Leu Leu
 1           5           10           15

Thr Leu Gln Thr Pro Ala Gly Gln Ile His Trp Gly Asn Leu Ser Lys
 20           25           30

Ile Gly Val Val Gly Ile Gly Ser Ala Ser Tyr Lys Val Met Thr Arg
 35           40           45

Ser Ser His Gln Ser Leu Val Ile Lys Leu Met Pro Asn Ile Thr Leu
 50           55           60

Leu Asn Asn Cys Thr Arg Val Glu Ile Ala Glu Tyr Arg Arg Leu Leu
 65           70           75           80

Arg Thr Val Leu Glu Pro Ile Arg Asp Ala Leu Asn Ala Met Thr Gln
 85           90           95

Asn Ile Arg Pro Val Gln Ser Val Ala Ser Ser Arg Arg His Lys Arg
 100          105          110

Phe Ala Gly Val Val Leu Ala Gly Ala Ala Leu Gly Val Ala Thr Ala
 115          120          125

Ala Gln Ile Thr Ala Gly Ile Ala Leu His Arg Ser Met Leu Asn Ser
 130          135          140

Gln Ala Ile Asp Asn Leu Arg Ala Ser Leu Glu Thr Thr Asn Gln Ala
 145          150          155          160

Ile Glu Ala Ile Arg Gln Ala Gly Gln Glu Met Ile Leu Ala Val Gln
 165          170          175

Gly Val Gln Asp Tyr Ile Asn Asn Glu Leu Ile Pro Ser Met Asn Gln
 180          185          190

Leu Ser Cys Asp Leu Ile Gly Gln Lys Leu Gly Leu Lys Leu Leu Arg
 195          200          205

Tyr Tyr Thr Glu Ile Leu Ser Leu Phe Gly Pro Ser Leu Arg Asp Pro
 210          215          220

Ile Ser Ala Glu Ile Ser Ile Gln Ala Leu Ser Tyr Ala Leu Gly Gly
 225          230          235          240

Asp Ile Asn Lys Val Leu Glu Lys Leu Gly Tyr Ser Gly Gly Asp Leu
 245          250          255

Leu Gly Ile Leu Glu Ser Arg Gly Ile Lys Ala Arg Ile Thr His Val
 260          265          270

Asp Thr Glu Ser Tyr Phe Ile Val Leu Ser Ile Ala Tyr Pro Thr Leu
 275          280          285

Ser Glu Ile Lys Gly Val Ile Val His Arg Leu Glu Gly Val Ser Tyr
 290          295          300

Asn Ile Gly Ser Gln Glu Trp Tyr Thr Thr Val Pro Lys Tyr Val Ala
 305          310          315          320

Thr Gln Gly Tyr Leu Ile Ser Asn Phe Asp Glu Ser Ser Cys Thr Phe
 325          330          335

Met Pro Glu Gly Thr Val Cys Ser Gln Asn Ala Leu Tyr Pro Met Ser
 340          345          350

Pro Leu Leu Gln Glu Cys Leu Arg Gly Ser Thr Lys Ser Cys Ala Arg
 355          360          365

Thr Leu Val Ser Gly Ser Phe Gly Asn Arg Phe Ile Leu Ser Gln Gly
 370          375          380

```

-continued

Asn Leu Ile Ala Asn Cys Ala Ser Ile Leu Cys Lys Cys Tyr Thr Thr
 385 390 395 400

Gly Thr Ile Ile Asn Gln Asp Pro Asp Lys Ile Leu Thr Tyr Ile Ala
 405 410 415

Ala Asp Arg Cys Pro Val Val Glu Val Asn Gly Val Thr Ile Gln Val
 420 425 430

Gly Ser Arg Arg Tyr Pro Asp Ala Val Tyr Leu His Arg Ile Asp Leu
 435 440 445

Gly Pro Pro Ile Ser Leu Glu Arg Leu Asp Val Gly Thr Asn Leu Gly
 450 455 460

Asn Ala Ile Ala Lys Leu Glu Asp Ala Lys Glu Leu Leu Glu Ser Ser
 465 470 475 480

Asp Gln Ile Leu Arg Ser Met Lys Gly Leu Ser Ser Thr Ser Ile Val
 485 490 495

Tyr Ile Leu Ile Ala Val Cys Leu Gly Gly Leu Ile Gly Ile Pro Thr
 500 505 510

Leu Ile Cys Cys Cys Arg Gly Arg Cys Asn Lys Lys Gly Glu Gln Val
 515 520 525

Gly Met Ser Arg Pro Gly Leu Lys Pro Asp Leu Thr Gly Thr Ser Lys
 530 535 540

Ser Tyr Val Arg Ser Leu
 545 550

<210> SEQ ID NO 48
 <211> LENGTH: 550
 <212> TYPE: PRT
 <213> ORGANISM: Artificial Sequence
 <220> FEATURE:
 <223> OTHER INFORMATION: Synthetic Polypeptide

<400> SEQUENCE: 48

Met Gly Leu Lys Val Asn Val Ser Val Ile Phe Met Ala Val Leu Leu
 1 5 10 15

Thr Leu Gln Thr Pro Thr Gly Gln Ile His Trp Gly Asn Leu Ser Lys
 20 25 30

Ile Gly Val Val Gly Val Gly Ser Ala Ser Tyr Lys Val Met Thr Arg
 35 40 45

Ser Ser His Gln Ser Leu Val Ile Lys Leu Met Pro Asn Ile Thr Leu
 50 55 60

Leu Asn Asn Cys Thr Arg Val Gly Ile Ala Glu Tyr Arg Arg Leu Leu
 65 70 75 80

Arg Thr Val Leu Glu Pro Ile Arg Asp Ala Leu Asn Ala Met Thr Gln
 85 90 95

Asn Ile Arg Pro Val Gln Ser Val Ala Ser Ser Arg Arg His Lys Arg
 100 105 110

Phe Ala Gly Val Val Leu Ala Gly Ala Ala Leu Gly Val Ala Thr Ala
 115 120 125

Ala Gln Ile Thr Ala Gly Ile Ala Leu His Gln Ser Met Leu Asn Ser
 130 135 140

Gln Ala Ile Asp Asn Leu Arg Ala Ser Leu Glu Thr Thr Asn Gln Ala
 145 150 155 160

Ile Glu Ala Ile Arg Gln Ala Gly Gln Glu Met Ile Leu Ala Val Gln
 165 170 175

Gly Val Gln Asp Tyr Ile Asn Asn Glu Leu Ile Pro Ser Met Asn Gln
 180 185 190

-continued

Leu Ser Cys Asp Leu Ile Gly Gln Lys Leu Gly Leu Lys Leu Leu Arg
 195 200 205
 Tyr Tyr Thr Glu Ile Leu Ser Leu Phe Gly Pro Ser Leu Arg Asp Pro
 210 215 220
 Ile Ser Ala Glu Ile Ser Ile Gln Ala Leu Ser Tyr Ala Leu Gly Gly
 225 230 235 240
 Asp Ile Asn Lys Val Leu Glu Lys Leu Gly Tyr Ser Gly Gly Asp Leu
 245 250 255
 Leu Gly Ile Leu Glu Ser Arg Gly Ile Lys Ala Arg Ile Thr His Val
 260 265 270
 Asp Thr Glu Ser Tyr Phe Ile Val Leu Ser Ile Ala Tyr Pro Thr Leu
 275 280 285
 Ser Glu Ile Lys Gly Val Ile Val His Arg Leu Glu Gly Val Ser Tyr
 290 295 300
 Asn Ile Gly Ser Gln Glu Trp Tyr Thr Thr Val Pro Lys Tyr Val Ala
 305 310 315 320
 Thr Gln Gly Tyr Leu Ile Ser Asn Phe Asp Glu Ser Ser Cys Thr Phe
 325 330 335
 Met Pro Glu Gly Thr Val Cys Ser Gln Asn Ala Leu Tyr Pro Met Ser
 340 345 350
 Pro Leu Leu Gln Glu Cys Leu Arg Gly Ser Thr Lys Ser Cys Ala Arg
 355 360 365
 Thr Leu Val Ser Gly Ser Phe Gly Asn Arg Phe Ile Leu Ser Gln Gly
 370 375 380
 Asn Leu Ile Ala Asn Cys Ala Ser Ile Leu Cys Lys Cys Tyr Thr Thr
 385 390 395 400
 Gly Thr Ile Ile Asn Gln Asp Pro Asp Lys Ile Leu Thr Tyr Ile Ala
 405 410 415
 Ala Asp His Cys Pro Val Val Glu Val Asn Gly Val Thr Ile Gln Val
 420 425 430
 Gly Ser Arg Arg Tyr Pro Asp Ala Val Tyr Leu His Arg Ile Asp Leu
 435 440 445
 Gly Pro Pro Ile Ser Leu Glu Arg Leu Asp Val Gly Thr Asn Leu Gly
 450 455 460
 Asn Ala Ile Ala Lys Leu Glu Asp Ala Lys Glu Leu Leu Glu Ser Ser
 465 470 475 480
 Asp Gln Ile Leu Arg Ser Met Lys Gly Leu Ser Ser Thr Ser Ile Val
 485 490 495
 Tyr Ile Leu Ile Ala Val Cys Leu Gly Gly Leu Ile Gly Ile Pro Ala
 500 505 510
 Leu Ile Cys Cys Cys Arg Gly Arg Cys Asn Lys Lys Gly Glu Gln Val
 515 520 525
 Gly Met Ser Arg Pro Gly Leu Lys Pro Asp Leu Thr Gly Thr Ser Lys
 530 535 540
 Ser Tyr Val Arg Ser Leu
 545 550

<210> SEQ ID NO 49

<211> LENGTH: 617

<212> TYPE: PRT

<213> ORGANISM: Artificial Sequence

<220> FEATURE:

<223> OTHER INFORMATION: Synthetic Polypeptide

<400> SEQUENCE: 49

-continued

Met Ser Pro Gln Arg Asp Arg Ile Asn Ala Phe Tyr Lys Asp Asn Pro
 1 5 10 15
 Tyr Pro Lys Gly Ser Arg Ile Val Ile Asn Arg Glu His Leu Met Ile
 20 25 30
 Asp Arg Pro Tyr Val Leu Leu Ala Val Leu Phe Val Met Phe Leu Ser
 35 40 45
 Leu Ile Gly Leu Leu Ala Ile Ala Gly Ile Arg Leu His Arg Ala Ala
 50 55 60
 Ile Tyr Thr Ala Glu Ile His Lys Ser Leu Ser Thr Asn Leu Asp Val
 65 70 75 80
 Thr Asn Ser Ile Glu His Gln Val Lys Asp Val Leu Thr Pro Leu Phe
 85 90 95
 Lys Ile Ile Gly Asp Glu Val Gly Leu Arg Thr Pro Gln Arg Phe Thr
 100 105 110
 Asp Leu Val Lys Phe Ile Ser Asp Lys Ile Lys Phe Leu Asn Pro Asp
 115 120 125
 Arg Glu Tyr Asp Phe Arg Asp Leu Thr Trp Cys Ile Asn Pro Pro Glu
 130 135 140
 Arg Ile Lys Leu Asp Tyr Asp Gln Tyr Cys Ala Asp Val Ala Ala Glu
 145 150 155 160
 Glu Leu Met Asn Ala Leu Val Asn Ser Thr Leu Leu Glu Thr Arg Thr
 165 170 175
 Thr Thr Gln Phe Leu Ala Val Ser Lys Gly Asn Cys Ser Gly Pro Thr
 180 185 190
 Thr Ile Arg Gly Gln Phe Ser Asn Met Ser Leu Ser Leu Leu Asp Leu
 195 200 205
 Tyr Leu Gly Arg Gly Tyr Asn Val Ser Ser Ile Val Thr Met Thr Ser
 210 215 220
 Gln Gly Met Tyr Gly Gly Thr Tyr Leu Val Glu Lys Pro Asn Leu Asn
 225 230 235 240
 Ser Lys Gly Ser Glu Leu Ser Gln Leu Ser Met Tyr Arg Val Phe Glu
 245 250 255
 Val Gly Val Ile Arg Asn Pro Gly Leu Gly Ala Pro Val Phe His Met
 260 265 270
 Thr Asn Tyr Phe Glu Gln Pro Val Ser Asn Gly Leu Gly Asn Cys Met
 275 280 285
 Val Ala Leu Gly Glu Leu Lys Leu Ala Ala Leu Cys His Gly Asp Asp
 290 295 300
 Ser Ile Ile Ile Pro Tyr Gln Gly Ser Gly Lys Gly Val Ser Phe Gln
 305 310 315 320
 Leu Val Lys Leu Gly Val Trp Lys Ser Pro Thr Asp Met Gln Ser Trp
 325 330 335
 Val Pro Leu Ser Thr Asp Asp Pro Val Val Asp Arg Leu Tyr Leu Ser
 340 345 350
 Ser His Arg Gly Val Ile Ala Asp Asn Gln Ala Lys Trp Ala Val Pro
 355 360 365
 Thr Thr Arg Thr Asp Asp Lys Leu Arg Met Glu Thr Cys Phe Gln Gln
 370 375 380
 Ala Cys Lys Gly Lys Ile Gln Ala Leu Cys Glu Asn Pro Glu Trp Val
 385 390 395 400
 Pro Leu Lys Asp Asn Arg Ile Pro Ser Tyr Gly Val Leu Ser Val Asp
 405 410 415
 Leu Ser Leu Thr Val Glu Leu Lys Ile Lys Ile Ala Ser Gly Phe Gly

-continued

420	425	430
Pro Leu Ile Thr His Gly Ser Gly Met Asp Leu Tyr Lys Ser Asn Cys 435 440 445		
Asn Asn Val Tyr Trp Leu Thr Ile Pro Pro Met Arg Asn Leu Ala Leu 450 455 460		
Gly Val Ile Asn Thr Leu Glu Trp Ile Pro Arg Phe Lys Val Ser Pro 465 470 475 480		
Asn Leu Phe Thr Val Pro Ile Lys Glu Ala Gly Glu Asp Cys His Ala 485 490 495		
Pro Thr Tyr Leu Pro Ala Glu Val Asp Gly Asp Val Lys Leu Ser Ser 500 505 510		
Asn Leu Val Ile Leu Pro Gly Gln Asp Leu Gln Tyr Val Leu Ala Thr 515 520 525		
Tyr Asp Thr Ser Arg Val Glu His Ala Val Val Tyr Tyr Val Tyr Ser 530 535 540		
Pro Ser Arg Ser Phe Ser Tyr Phe Tyr Pro Phe Arg Leu Pro Ile Lys 545 550 555 560		
Gly Val Pro Ile Glu Leu Gln Val Glu Cys Phe Thr Trp Asp Gln Lys 565 570 575		
Leu Trp Cys Arg His Phe Cys Val Leu Ala Asp Ser Glu Ser Gly Gly 580 585 590		
Leu Ile Thr His Ser Gly Met Val Gly Met Gly Val Ser Cys Thr Ala 595 600 605		
Thr Arg Glu Asp Gly Thr Asn Arg Arg 610 615		

<210> SEQ ID NO 50
 <211> LENGTH: 617
 <212> TYPE: PRT
 <213> ORGANISM: Artificial Sequence
 <220> FEATURE:
 <223> OTHER INFORMATION: Synthetic Polypeptide

<400> SEQUENCE: 50

Met Ser Pro Gln Arg Asp Arg Ile Asn Ala Phe Tyr Lys Asp Asn Pro 1 5 10 15		
His Pro Lys Gly Ser Arg Ile Val Ile Asn Arg Glu His Leu Met Ile 20 25 30		
Asp Arg Pro Tyr Val Leu Leu Ala Val Leu Phe Val Met Phe Leu Ser 35 40 45		
Leu Ile Gly Leu Leu Ala Ile Ala Gly Ile Arg Leu His Arg Ala Ala 50 55 60		
Ile Tyr Thr Ala Glu Ile His Lys Ser Leu Ser Thr Asn Leu Asp Val 65 70 75 80		
Thr Asn Ser Ile Glu His Gln Val Lys Asp Val Leu Thr Pro Leu Phe 85 90 95		
Lys Ile Ile Gly Asp Glu Val Gly Leu Arg Thr Pro Gln Arg Phe Thr 100 105 110		
Asp Leu Val Lys Phe Ile Ser Asp Lys Ile Lys Phe Leu Asn Pro Asp 115 120 125		
Arg Glu Tyr Asp Phe Arg Asp Leu Thr Trp Cys Ile Asn Pro Pro Glu 130 135 140		
Arg Ile Lys Leu Asp Tyr Asp Gln Tyr Cys Ala Asp Val Ala Ala Glu 145 150 155 160		
Glu Leu Met Asn Ala Leu Val Asn Ser Thr Leu Leu Glu Thr Arg Ala		

-continued

				165					170					175	
Thr	Asn	Gln	Phe	Leu	Ala	Val	Ser	Lys	Gly	Asn	Cys	Ser	Gly	Pro	Thr
			180					185					190		
Thr	Ile	Arg	Gly	Gln	Phe	Ser	Asn	Met	Ser	Leu	Ser	Leu	Leu	Asp	Leu
		195					200					205			
Tyr	Leu	Ser	Arg	Gly	Tyr	Asn	Val	Ser	Ser	Ile	Val	Thr	Met	Thr	Ser
	210					215					220				
Gln	Gly	Met	Tyr	Gly	Gly	Thr	Tyr	Leu	Val	Glu	Lys	Pro	Asn	Leu	Ser
	225				230					235				240	
Ser	Lys	Gly	Ser	Glu	Leu	Ser	Gln	Leu	Ser	Met	His	Arg	Val	Phe	Glu
			245					250						255	
Val	Gly	Val	Ile	Arg	Asn	Pro	Gly	Leu	Gly	Ala	Pro	Val	Phe	His	Met
			260					265					270		
Thr	Asn	Tyr	Leu	Glu	Gln	Pro	Val	Ser	Asn	Asp	Phe	Ser	Asn	Cys	Met
		275					280						285		
Val	Ala	Leu	Gly	Glu	Leu	Lys	Phe	Ala	Ala	Leu	Cys	His	Arg	Glu	Asp
	290					295						300			
Ser	Ile	Thr	Ile	Pro	Tyr	Gln	Gly	Ser	Gly	Lys	Gly	Val	Ser	Phe	Gln
	305				310					315					320
Leu	Val	Lys	Leu	Gly	Val	Trp	Lys	Ser	Pro	Thr	Asp	Met	Gln	Ser	Trp
			325						330					335	
Val	Pro	Leu	Ser	Thr	Asp	Asp	Pro	Val	Ile	Asp	Arg	Leu	Tyr	Leu	Ser
			340					345					350		
Ser	His	Arg	Gly	Val	Ile	Ala	Asp	Asn	Gln	Ala	Lys	Trp	Ala	Val	Pro
		355					360						365		
Thr	Thr	Arg	Thr	Asp	Asp	Lys	Leu	Arg	Met	Glu	Thr	Cys	Phe	Gln	Gln
	370					375						380			
Ala	Cys	Lys	Gly	Lys	Ile	Gln	Ala	Leu	Cys	Glu	Asn	Pro	Glu	Trp	Thr
	385				390					395					400
Pro	Leu	Lys	Asp	Asn	Arg	Ile	Pro	Ser	Tyr	Gly	Val	Leu	Ser	Val	Asp
			405						410					415	
Leu	Ser	Leu	Thr	Val	Glu	Leu	Lys	Ile	Lys	Ile	Val	Ser	Gly	Phe	Gly
		420						425					430		
Pro	Leu	Ile	Thr	His	Gly	Ser	Gly	Met	Asp	Leu	Tyr	Lys	Ser	Asn	His
		435					440						445		
Asn	Asn	Met	Tyr	Trp	Leu	Thr	Ile	Pro	Pro	Met	Lys	Asn	Leu	Ala	Leu
	450					455					460				
Gly	Val	Ile	Asn	Thr	Leu	Glu	Trp	Ile	Pro	Arg	Phe	Lys	Val	Ser	Pro
	465				470					475					480
Asn	Leu	Phe	Thr	Val	Pro	Ile	Lys	Glu	Ala	Gly	Glu	Asp	Cys	His	Ala
			485						490					495	
Pro	Thr	Tyr	Leu	Pro	Ala	Glu	Val	Asp	Gly	Asp	Val	Lys	Leu	Ser	Ser
		500						505					510		
Asn	Leu	Val	Ile	Leu	Pro	Gly	Gln	Asp	Leu	Gln	Tyr	Val	Leu	Ala	Thr
		515					520						525		
Tyr	Asp	Thr	Ser	Arg	Val	Glu	His	Ala	Val	Val	Tyr	Tyr	Val	Tyr	Ser
	530					535						540			
Pro	Ser	Arg	Ser	Phe	Ser	Tyr	Phe	Tyr	Pro	Phe	Arg	Leu	Pro	Val	Arg
	545				550					555					560
Gly	Val	Pro	Ile	Glu	Leu	Gln	Val	Glu	Cys	Phe	Thr	Trp	Asp	Gln	Lys
			565						570					575	
Leu	Trp	Cys	Arg	His	Phe	Cys	Val	Leu	Ala	Asp	Ser	Glu	Ser	Gly	Gly
			580					585						590	

-continued

His Ile Thr His Ser Gly Met Val Gly Met Gly Val Ser Cys Thr Ala
 595 600 605
 Thr Arg Glu Asp Gly Thr Ser Arg Arg
 610 615

<210> SEQ ID NO 51
 <211> LENGTH: 1729
 <212> TYPE: DNA
 <213> ORGANISM: Artificial Sequence
 <220> FEATURE:
 <223> OTHER INFORMATION: Synthetic Polynucleotide

<400> SEQUENCE: 51

```
tcaagccttt ggaccctcgt acagaagcta atacgactca ctatagggaa ataagagaga      60
aaagaagagt aagaagaaat ataagagcca ccatggcaca agtcattaat acaaacagcc     120
tgtcgtgttt gaccagaat aacctgaaca aatcccagtc cgcactgggc actgctatcg     180
agcgtttgtc ttccggctcg cgtatcaaca gcgcgaaaga cgatgcggca ggacaggcga     240
ttgctaaccg tttaccgcg aacatcaaag gtctgactca ggcttcccg aacgctaacg     300
acggtatctc cattgcgcag accactgaag gcgcgctgaa cgaaatcaac aacaacctgc     360
agcgtgtgcg tgaactggcg gttcagctctg cgaatggtag taactcccag tctgacctcg     420
actccatcca ggctgaaatc acccagcgcc tgaacgaaat cgaccgtgta tccggccaga     480
ctcagttcaa cggcgtgaaa gtccctggcgc aggacaacac cctgaccatc caggttggtg     540
ccaacgacgg tgaactatc gatattgatt taaaagaaat cagctctaaa aactggggac     600
ttgataagct taatgtccaa gatgectaca ccccgaaaga aactgctgta accggtgata     660
aaactaccta taaaatggt acagatccta ttacagccca gagcaatact gatatccaaa     720
ctgcaattgg cgggtgggca acggggggtta ctggggctga tatcaaattt aaagatggtc     780
aatactattt agatgttaaa ggcggtgctt ctgctgggtt ttataaagcc acttatgatg     840
aaactacaaa gaaagttaat attgatacga ctgataaaac tccgttgcca actgcggaag     900
ctacagctat tcggggaacg gccactataa cccacaacca aattgctgaa gtaacaaaag     960
aggggtgttg taagaccaca gttgcggctc aacttgcctc agcagggggt actggcgccg    1020
ataaggacaa tactagcctt gtaaaactat cgtttgagga taaaacggg aaggttattg    1080
atggtgggta tgcagtgaaa atgggcgacg atttctatgc cgctacatat gatgagaaaa    1140
caggtgcaat tactgctaaa accactactt atacagatgg tactggcgtt gctcaaaactg    1200
gagctgtgaa atttgggtggc gcaaatggta aatctgaagt tggtactgct accgatggta    1260
agacttactt agcaagcgac cttgacaaac ataacttcag aacaggcggg gagcttaaag    1320
aggttaatac agataagact gaaaaccacc tgcagaaaat tgatgctgcc ttggcacagg    1380
ttgatacact tcgttctgac ctgggtgctg ttcagaaacc tttcaactcc gctatcacca    1440
acctgggcaa taccgtaaat aacctgtctt ctgcccgtag ccgtatcgaa gattccgact    1500
acgcaaccga agtctccaac atgtctcgcg cgcagattct gcagcaggcc ggtacctccg    1560
ttctggcgca ggcaaccag gttccgcaaa acgtcctctc tttactgctg tgataatagg    1620
ctggagcctc ggtggccatg cttcttgccc cttgggctcc ccccagccc ctctccctc    1680
tctgcacccc gtaccccctg ggtctttgaa taaagtctga gtgggcggc      1729
```

<210> SEQ ID NO 52
 <211> LENGTH: 1518
 <212> TYPE: DNA

-continued

<213> ORGANISM: Artificial Sequence

<220> FEATURE:

<223> OTHER INFORMATION: Synthetic Polynucleotide

<400> SEQUENCE: 52

```

atggcacaag tcattaatac aaacagcctg tcgctgttga cccagaataa cctgaacaaa    60
tcccagtcgc cactgggcac tgctatcgag cgtttgtctt cgggtctgcg tatcaacagc    120
gogaagaagc atgcggcagg acaggcgatt gctaaccggt ttaccgcgaa catcaaaggt    180
ctgactcagg cttcccgtaa cgctaaogac ggtatctcca ttgcgcagac cactgaaggc    240
gcgctgaacg aaatcaacaa caacctgcag cgtgtgcgtg aactggcggg tcagtctgcg    300
aatggtacta actcccagtc tgacctgac tccatccagg ctgaaatcac ccagcgctg    360
aacgaaatcg accgtgtatc cggccagact cagttcaacg gcgtgaaagt cctggcgcag    420
gacaacaccc tgaccatcca ggttggtgcc aacgacgggt aaactatcga tattgattta    480
aaagaaatca gctctaaaac actgggactt gataagctta atgtccaaga tgctacacc    540
cogaagaaaa ctgctgtaac cgttgataaa actacctata aaaatggtag agatcctatt    600
acagcccaga gcaatactga tatccaaact gcaattggcg gtggtgcaac gggggttact    660
ggggctgata tcaaattdaa agatggtcaa tactatttag atgttaaagg cgggtcttct    720
gctggtgttt ataaagccac ttatgatgaa actacaaaga aagttaatat tgatacgact    780
gataaaactc cgttggcaac tgcggaagct acagctattc ggggaacggc cactataacc    840
cacaacccaa ttgctgaagt aacaaaagag ggtgttgata cgaccacagt tgcggctcaa    900
cttgctgcag caggggttac tggcgcgat aaggacaata ctagccttgt aaaactatcg    960
tttgaggata aaaacggtaa ggttattgat ggtggctatg cagtgaaaat gggcgacgat   1020
ttctatgccc ctacatatga tgagaaaaca ggtgcaatta ctgctaaaac cactacttat   1080
acagatggta ctggcgttgc tcaaactgga gctgtgaaat ttggtggcgc aaatggtaaa   1140
tctgaagtgt ttactgtcac cgatggtaag acttacttag caagcgacct tgacaaacat   1200
aacttcagaa caggcgggtg gcttaagag gttaatacag ataagactga aaaccactg    1260
cagaaaatgt atgctgcctt ggcacagggt gatacacttc gttctgacct ggggtcgggt    1320
cagaaccggt tcaactccgc tatcccaac ctgggcaata ccgtaataa cctgtcttct    1380
gcccgtagcc gtatcgaaga ttccgactac gcaaccgaag tctccaacat gtctcgcgcg    1440
cagattctgc agcaggccgg tacctcogtt ctggcgcagg cgaaccagg tccgcaaac    1500
gtcctctctt tactgcgt                                     1518

```

<210> SEQ ID NO 53

<211> LENGTH: 1790

<212> TYPE: RNA

<213> ORGANISM: Artificial Sequence

<220> FEATURE:

<223> OTHER INFORMATION: Synthetic Polynucleotide

<400> SEQUENCE: 53

```

ggggaaauaa gagagaaaag aagaguaaga agaaauauaa gagccaccau ggcacaaguc    60
auaaauacaa acagccuguc gcuguugacc cagaauaac ugaacaaauc ccagucgcga    120
cugggcacug cuaucgagcg uuugucuucc ggucugcgua ucaacagcgc gaaagacgau    180
ggggcaggac agggcgaugc uaaccguuuu accgcgaaca ucaaaggucu gacucaggcu    240
ucccguaacg cuaacgacgg uaucuccauu gcgcagacca cugaaggcgc gcugaacgaa    300
aucaacaaca accucgagcg ugugcgugaa cuggcgguuc agucugcgaa ugguacuaac    360

```

-continued

```

ucccagucug accucgacuc cauccaggcu gaaauccccc agcgccugaa cgaauucgac 420
cguguauccg gccagacuca guucaacggc gugaagucc uggcgaggga caacaccucg 480
accauccagg uuggugccaa cgacggugaa acuaucgaua uugauuuaaa agaaucagc 540
ucuaaaacac ugggacuuga uaagcuuauu guccaagaug ccuacacccc gaaagaaacu 600
gcuguaaccg uugauaaaac uaccuauaaa aaugguacag auccuauuac agcccagagc 660
aaucugaua uccaaacugc aauggcggu ggugcaacgg ggguuacugg ggugauauc 720
aaauuuuag auggucaaua cuuuuagau guuaaggcg gugcuucgc ugguguuuau 780
aaagccacu augaugaaac uacaaagaa guuaauuug auacgacuga uaaaacuccg 840
uuggcaacug cggaagcuc agcuauucgg ggaacggcca cuuaaccca caacaaauu 900
gcugaaguaa caaaagagg uguugaucg accacaguug cggcucaacu ugcugagca 960
ggguuacug gcgccgaaa ggacaauacu agccuuguaa aacuaucguu ugaggauaaa 1020
aacgguaagg uuauugaug uggcuauca gugaaaugg gcgacgauu cuaugccgcu 1080
acauaugaug agaaacagc ugcauuuacu gcuaaaacca cuacuauac agaugguacu 1140
ggcguugcuc aaacuggagc ugugaaauu gguggcgcaa augguaauc ugaaguuguu 1200
acugcuaccg augguaagc uuacuauca agcgaccuug acaaacuaa cuucagaaca 1260
ggcggugagc uuaaagagg uauucagau aagacugaaa acccagcga gaaaauugau 1320
gcugccuugg cacagguuga uacacuucgu ucugaccugg gugcgguaa gaaccguuc 1380
aacuccgcu ucaccaaccu gggcaauacc guaaaaacc ugucucgc ccguagccgu 1440
aucgaagau cgcacuagc aaccgaagc uccaacagu cucgcccga gauucgcag 1500
caggccgua ccuccguuc ggccaggcg aaccagguuc cgaaaacgu ccucucuua 1560
cugcguugau aauggcugg agccucggug gccaugcuc uugcccuug ggccucccc 1620
cagcccccucc ucccuuccu gcaccguac ccccgugguc uuugaauaa gucugagugg 1680
gcggcaaaaa aaaaaaaaa aaaaaaaaa aaaaaaaaa aaaaaaaaa aaaaaaaaa 1740
aaaaaaaaa aaaaaaaaa aaaaaaaaa aaaaaaaaa aaaaaucua 1790

```

```

<210> SEQ ID NO 54
<211> LENGTH: 506
<212> TYPE: PRT
<213> ORGANISM: Artificial Sequence
<220> FEATURE:
<223> OTHER INFORMATION: Synthetic Polypeptide

```

<400> SEQUENCE: 54

```

Met Ala Gln Val Ile Asn Thr Asn Ser Leu Ser Leu Leu Thr Gln Asn
1           5           10          15
Asn Leu Asn Lys Ser Gln Ser Ala Leu Gly Thr Ala Ile Glu Arg Leu
20          25          30
Ser Ser Gly Leu Arg Ile Asn Ser Ala Lys Asp Asp Ala Ala Gly Gln
35          40          45
Ala Ile Ala Asn Arg Phe Thr Ala Asn Ile Lys Gly Leu Thr Gln Ala
50          55          60
Ser Arg Asn Ala Asn Asp Gly Ile Ser Ile Ala Gln Thr Thr Glu Gly
65          70          75          80
Ala Leu Asn Glu Ile Asn Asn Asn Leu Gln Arg Val Arg Glu Leu Ala
85          90          95
Val Gln Ser Ala Asn Gly Thr Asn Ser Gln Ser Asp Leu Asp Ser Ile
100         105         110

```

-continued

Gln Ala Glu Ile Thr Gln Arg Leu Asn Glu Ile Asp Arg Val Ser Gly
 115 120 125
 Gln Thr Gln Phe Asn Gly Val Lys Val Leu Ala Gln Asp Asn Thr Leu
 130 135 140
 Thr Ile Gln Val Gly Ala Asn Asp Gly Glu Thr Ile Asp Ile Asp Leu
 145 150 155 160
 Lys Glu Ile Ser Ser Lys Thr Leu Gly Leu Asp Lys Leu Asn Val Gln
 165 170 175
 Asp Ala Tyr Thr Pro Lys Glu Thr Ala Val Thr Val Asp Lys Thr Thr
 180 185 190
 Tyr Lys Asn Gly Thr Asp Pro Ile Thr Ala Gln Ser Asn Thr Asp Ile
 195 200 205
 Gln Thr Ala Ile Gly Gly Gly Ala Thr Gly Val Thr Gly Ala Asp Ile
 210 215 220
 Lys Phe Lys Asp Gly Gln Tyr Tyr Leu Asp Val Lys Gly Gly Ala Ser
 225 230 235 240
 Ala Gly Val Tyr Lys Ala Thr Tyr Asp Glu Thr Thr Lys Lys Val Asn
 245 250 255
 Ile Asp Thr Thr Asp Lys Thr Pro Leu Ala Thr Ala Glu Ala Thr Ala
 260 265 270
 Ile Arg Gly Thr Ala Thr Ile Thr His Asn Gln Ile Ala Glu Val Thr
 275 280 285
 Lys Glu Gly Val Asp Thr Thr Thr Val Ala Ala Gln Leu Ala Ala Ala
 290 295 300
 Gly Val Thr Gly Ala Asp Lys Asp Asn Thr Ser Leu Val Lys Leu Ser
 305 310 315 320
 Phe Glu Asp Lys Asn Gly Lys Val Ile Asp Gly Gly Tyr Ala Val Lys
 325 330 335
 Met Gly Asp Asp Phe Tyr Ala Ala Thr Tyr Asp Glu Lys Thr Gly Ala
 340 345 350
 Ile Thr Ala Lys Thr Thr Thr Tyr Thr Asp Gly Thr Gly Val Ala Gln
 355 360 365
 Thr Gly Ala Val Lys Phe Gly Gly Ala Asn Gly Lys Ser Glu Val Val
 370 375 380
 Thr Ala Thr Asp Gly Lys Thr Tyr Leu Ala Ser Asp Leu Asp Lys His
 385 390 395 400
 Asn Phe Arg Thr Gly Gly Glu Leu Lys Glu Val Asn Thr Asp Lys Thr
 405 410 415
 Glu Asn Pro Leu Gln Lys Ile Asp Ala Ala Leu Ala Gln Val Asp Thr
 420 425 430
 Leu Arg Ser Asp Leu Gly Ala Val Gln Asn Arg Phe Asn Ser Ala Ile
 435 440 445
 Thr Asn Leu Gly Asn Thr Val Asn Asn Leu Ser Ser Ala Arg Ser Arg
 450 455 460
 Ile Glu Asp Ser Asp Tyr Ala Thr Glu Val Ser Asn Met Ser Arg Ala
 465 470 475 480
 Gln Ile Leu Gln Gln Ala Gly Thr Ser Val Leu Ala Gln Ala Asn Gln
 485 490 495
 Val Pro Gln Asn Val Leu Ser Leu Leu Arg
 500 505

<210> SEQ ID NO 55

<211> LENGTH: 698

-continued

```

<212> TYPE: PRT
<213> ORGANISM: Artificial Sequence
<220> FEATURE:
<223> OTHER INFORMATION: Synthetic Polypeptide

<400> SEQUENCE: 55

Met Ala Gln Val Ile Asn Thr Asn Ser Leu Ser Leu Leu Thr Gln Asn
 1           5           10           15
Asn Leu Asn Lys Ser Gln Ser Ala Leu Gly Thr Ala Ile Glu Arg Leu
 20           25           30
Ser Ser Gly Leu Arg Ile Asn Ser Ala Lys Asp Asp Ala Ala Gly Gln
 35           40           45
Ala Ile Ala Asn Arg Phe Thr Ala Asn Ile Lys Gly Leu Thr Gln Ala
 50           55           60
Ser Arg Asn Ala Asn Asp Gly Ile Ser Ile Ala Gln Thr Thr Glu Gly
 65           70           75           80
Ala Leu Asn Glu Ile Asn Asn Asn Leu Gln Arg Val Arg Glu Leu Ala
 85           90           95
Val Gln Ser Ala Asn Ser Thr Asn Ser Gln Ser Asp Leu Asp Ser Ile
 100          105          110
Gln Ala Glu Ile Thr Gln Arg Leu Asn Glu Ile Asp Arg Val Ser Gly
 115          120          125
Gln Thr Gln Phe Asn Gly Val Lys Val Leu Ala Gln Asp Asn Thr Leu
 130          135          140
Thr Ile Gln Val Gly Ala Asn Asp Gly Glu Thr Ile Asp Ile Asp Leu
 145          150          155          160
Lys Gln Ile Asn Ser Gln Thr Leu Gly Leu Asp Thr Leu Asn Val Gln
 165          170          175
Gln Lys Tyr Lys Val Ser Asp Thr Ala Ala Thr Val Thr Gly Tyr Ala
 180          185          190
Asp Thr Thr Ile Ala Leu Asp Asn Ser Thr Phe Lys Ala Ser Ala Thr
 195          200          205
Gly Leu Gly Gly Thr Asp Gln Lys Ile Asp Gly Asp Leu Lys Phe Asp
 210          215          220
Asp Thr Thr Gly Lys Tyr Tyr Ala Lys Val Thr Val Thr Gly Gly Thr
 225          230          235          240
Gly Lys Asp Gly Tyr Tyr Glu Val Ser Val Asp Lys Thr Asn Gly Glu
 245          250          255
Val Thr Leu Ala Gly Gly Ala Thr Ser Pro Leu Thr Gly Gly Leu Pro
 260          265          270
Ala Thr Ala Thr Glu Asp Val Lys Asn Val Gln Val Ala Asn Ala Asp
 275          280          285
Leu Thr Glu Ala Lys Ala Ala Leu Thr Ala Ala Gly Val Thr Gly Thr
 290          295          300
Ala Ser Val Val Lys Met Ser Tyr Thr Asp Asn Asn Gly Lys Thr Ile
 305          310          315          320
Asp Gly Gly Leu Ala Val Lys Val Gly Asp Asp Tyr Tyr Ser Ala Thr
 325          330          335
Gln Asn Lys Asp Gly Ser Ile Ser Ile Asn Thr Thr Lys Tyr Thr Ala
 340          345          350
Asp Asp Gly Thr Ser Lys Thr Ala Leu Asn Lys Leu Gly Gly Ala Asp
 355          360          365
Gly Lys Thr Glu Val Val Ser Ile Gly Gly Lys Thr Tyr Ala Ala Ser
 370          375          380

```


-continued

Lys Ala Glu Gly His Asn Phe Lys Ala Gln Pro Asp Leu Ala Glu Ala
 385 390 395 400
 Ala Ala Thr Thr Thr Glu Asn Pro Leu Gln Lys Ile Asp Ala Ala Leu
 405 410 415
 Ala Gln Val Asp Thr Leu Arg Ser Asp Leu Gly Ala Val Gln Asn Arg
 420 425 430
 Phe Asn Ser Ala Ile Thr Asn Leu Gly Asn Thr Val Asn Asn Leu Thr
 435 440 445
 Ser Ala Arg Ser Arg Ile Glu Asp Ser Asp Tyr Ala Thr Glu Val Ser
 450 455 460
 Asn Met Ser Arg Ala Gln Ile Leu Gln Gln Ala Gly Thr Ser Val Leu
 465 470 475 480
 Ala Gln Ala Asn Gln Val Pro Gln Asn Val Leu Ser Leu Leu Arg Gly
 485 490 495
 Gly Gly Gly Ser Gly Gly Gly Gly Ser Met Met Ala Pro Asp Pro Asn
 500 505 510
 Ala Asn Pro Asn Ala Asn Pro Asn Ala Asn Pro Asn Ala Asn Pro Asn
 515 520 525
 Ala Asn Pro Asn Ala Asn Pro Asn Ala Asn Pro Asn Ala Asn Pro Asn
 530 535 540
 Ala Asn Pro Asn Ala Asn Pro Asn Ala Asn Pro Asn Ala Asn Pro Asn
 545 550 555 560
 Ala Asn Pro Asn Ala Asn Pro Asn Ala Asn Pro Asn Ala Asn Pro Asn
 565 570 575
 Ala Asn Pro Asn Ala Asn Pro Asn Ala Asn Pro Asn Lys Asn Asn Gln
 580 585 590
 Gly Asn Gly Gln Gly His Asn Met Pro Asn Asp Pro Asn Arg Asn Val
 595 600 605
 Asp Glu Asn Ala Asn Ala Asn Asn Ala Val Lys Asn Asn Asn Asn Glu
 610 615 620
 Glu Pro Ser Asp Lys His Ile Glu Gln Tyr Leu Lys Lys Ile Lys Asn
 625 630 635 640
 Ser Ile Ser Thr Glu Trp Ser Pro Cys Ser Val Thr Cys Gly Asn Gly
 645 650 655
 Ile Gln Val Arg Ile Lys Pro Gly Ser Ala Asn Lys Pro Lys Asp Glu
 660 665 670
 Leu Asp Tyr Glu Asn Asp Ile Glu Lys Lys Ile Cys Lys Met Glu Lys
 675 680 685
 Cys Ser Ser Val Phe Asn Val Val Asn Ser
 690 695

<210> SEQ ID NO 56
 <211> LENGTH: 692
 <212> TYPE: PRT
 <213> ORGANISM: Artificial Sequence
 <220> FEATURE:
 <223> OTHER INFORMATION: Synthetic Polypeptide

<400> SEQUENCE: 56

Met Met Ala Pro Asp Pro Asn Ala Asn Pro Asn Ala Asn Pro Asn Ala
 1 5 10 15
 Asn Pro Asn Ala Asn Pro Asn Ala Asn Pro Asn Ala Asn Pro Asn Ala
 20 25 30
 Asn Pro Asn Ala Asn Pro Asn Ala Asn Pro Asn Ala Asn Pro Asn Ala
 35 40 45

-continued

Asn Pro Asn Ala Asn Pro Asn Ala Asn Pro Asn Ala Asn Pro Asn Ala
 50 55 60

Asn Pro Asn Ala Asn Pro Asn Ala Asn Pro Asn Ala Asn Pro Asn Ala
 65 70 75 80

Asn Pro Asn Lys Asn Asn Gln Gly Asn Gly Gln Gly His Asn Met Pro
 85 90 95

Asn Asp Pro Asn Arg Asn Val Asp Glu Asn Ala Asn Ala Asn Asn Ala
 100 105 110

Val Lys Asn Asn Asn Asn Glu Glu Pro Ser Asp Lys His Ile Glu Gln
 115 120 125

Tyr Leu Lys Lys Ile Lys Asn Ser Ile Ser Thr Glu Trp Ser Pro Cys
 130 135 140

Ser Val Thr Cys Gly Asn Gly Ile Gln Val Arg Ile Lys Pro Gly Ser
 145 150 155 160

Ala Asn Lys Pro Lys Asp Glu Leu Asp Tyr Glu Asn Asp Ile Glu Lys
 165 170 175

Lys Ile Cys Lys Met Glu Lys Cys Ser Ser Val Phe Asn Val Val Asn
 180 185 190

Ser Arg Pro Val Thr Met Ala Gln Val Ile Asn Thr Asn Ser Leu Ser
 195 200 205

Leu Leu Thr Gln Asn Asn Leu Asn Lys Ser Gln Ser Ala Leu Gly Thr
 210 215 220

Ala Ile Glu Arg Leu Ser Ser Gly Leu Arg Ile Asn Ser Ala Lys Asp
 225 230 235 240

Asp Ala Ala Gly Gln Ala Ile Ala Asn Arg Phe Thr Ala Asn Ile Lys
 245 250 255

Gly Leu Thr Gln Ala Ser Arg Asn Ala Asn Asp Gly Ile Ser Ile Ala
 260 265 270

Gln Thr Thr Glu Gly Ala Leu Asn Glu Ile Asn Asn Asn Leu Gln Arg
 275 280 285

Val Arg Glu Leu Ala Val Gln Ser Ala Asn Ser Thr Asn Ser Gln Ser
 290 295 300

Asp Leu Asp Ser Ile Gln Ala Glu Ile Thr Gln Arg Leu Asn Glu Ile
 305 310 315 320

Asp Arg Val Ser Gly Gln Thr Gln Phe Asn Gly Val Lys Val Leu Ala
 325 330 335

Gln Asp Asn Thr Leu Thr Ile Gln Val Gly Ala Asn Asp Gly Glu Thr
 340 345 350

Ile Asp Ile Asp Leu Lys Gln Ile Asn Ser Gln Thr Leu Gly Leu Asp
 355 360 365

Thr Leu Asn Val Gln Gln Lys Tyr Lys Val Ser Asp Thr Ala Ala Thr
 370 375 380

Val Thr Gly Tyr Ala Asp Thr Thr Ile Ala Leu Asp Asn Ser Thr Phe
 385 390 395 400

Lys Ala Ser Ala Thr Gly Leu Gly Gly Thr Asp Gln Lys Ile Asp Gly
 405 410 415

Asp Leu Lys Phe Asp Asp Thr Thr Gly Lys Tyr Tyr Ala Lys Val Thr
 420 425 430

Val Thr Gly Gly Thr Gly Lys Asp Gly Tyr Tyr Glu Val Ser Val Asp
 435 440 445

Lys Thr Asn Gly Glu Val Thr Leu Ala Gly Gly Ala Thr Ser Pro Leu
 450 455 460

Thr Gly Gly Leu Pro Ala Thr Ala Thr Glu Asp Val Lys Asn Val Gln

-continued

465	470	475	480
Val Ala Asn Ala Asp Leu Thr Glu Ala Lys Ala Ala Leu Thr Ala Ala	485	490	495
Gly Val Thr Gly Thr Ala Ser Val Val Lys Met Ser Tyr Thr Asp Asn	500	505	510
Asn Gly Lys Thr Ile Asp Gly Gly Leu Ala Val Lys Val Gly Asp Asp	515	520	525
Tyr Tyr Ser Ala Thr Gln Asn Lys Asp Gly Ser Ile Ser Ile Asn Thr	530	535	540
Thr Lys Tyr Thr Ala Asp Asp Gly Thr Ser Lys Thr Ala Leu Asn Lys	545	550	555
Leu Gly Gly Ala Asp Gly Lys Thr Glu Val Val Ser Ile Gly Gly Lys	565	570	575
Thr Tyr Ala Ala Ser Lys Ala Glu Gly His Asn Phe Lys Ala Gln Pro	580	585	590
Asp Leu Ala Glu Ala Ala Ala Thr Thr Thr Glu Asn Pro Leu Gln Lys	595	600	605
Ile Asp Ala Ala Leu Ala Gln Val Asp Thr Leu Arg Ser Asp Leu Gly	610	615	620
Ala Val Gln Asn Arg Phe Asn Ser Ala Ile Thr Asn Leu Gly Asn Thr	625	630	635
Val Asn Asn Leu Thr Ser Ala Arg Ser Arg Ile Glu Asp Ser Asp Tyr	645	650	655
Ala Thr Glu Val Ser Asn Met Ser Arg Ala Gln Ile Leu Gln Gln Ala	660	665	670
Gly Thr Ser Val Leu Ala Gln Ala Asn Gln Val Pro Gln Asn Val Leu	675	680	685
Ser Leu Leu Arg	690		

<210> SEQ ID NO 57
 <211> LENGTH: 1620
 <212> TYPE: RNA
 <213> ORGANISM: Human metapneumovirus
 <400> SEQUENCE: 57

augagcugga aggguggau uaucuucagc cugcugaua caccucaaca cggccugaag	60
gagagcuacc uggaagagag cugcuccacc aucaccgagg gcuaccugag cgugcugcgg	120
accggcuggu acaccaacgu guacaccucg gaggugggcg acguggagaa ccugaccucg	180
agcgacggcc cuagccugau caagaccgag cuggaccuga ccaagagcgc ucugagagag	240
cugaagaccg uguccgccga ccagcuggcc agagaggaac agaucgagaa cccucggcag	300
agcagauucg ugcugggccc caucgcucug ggagucgccg cugccgcugc agugacagcu	360
ggaguggcca uugcuaagac caucagacug gaaagcgagg ugacagccau caacaaugcc	420
cugaagaaga ccaacgagge cgugagcacc cugggcaaug gagugagagu gcuggccaca	480
gccgugcggg agcugaagga cuucgugagc aagaaccuga ccagagccau caacaagaac	540
aagugcgaca ucgaugaccu gaagauggcc gugagcuucu cccaguucua cagacgguuc	600
cugaacgugg ugagacaguu cuccgacaac gcuggaauc caccugccau uagccuggac	660
cugaugaccg acgccgagcu ggcuaagacc guggcccaaca ugcccaccag cgcuggccag	720
aucaagcuga ugcuggagaa cagagccaug gugcggagaa agggcuucgg cauccugauu	780
gggguguaug gaagcuccgu gaucuacaug gugcagcugc ccaucuuucg cgugaucgac	840

-continued

```

acaccucgcu ggauvcgugaa ggccgcucuu agcugcucgg agaagaaagg aaacuaugcc 900
ugucugcuga gagaggacca gggcugguac ugccagaacg ccggaagcac aguguacuau 960
cccaacgaga aggacugcga gaccagaggc gaccacuguu ucugcgacac cgcugccgga 1020
aucaacgugg ccgagcagag caaggagugc aacaucaca ucagcacaac caacuacccc 1080
ugcaagguga gcaccggacg gcaccccauc agcauggugg cucugagccc ucuggggcgu 1140
cugguggccu gcuauaaggg cgugucucuu agcaucggca gcaaucgggu gggcaucauc 1200
aagcagcuga acaagggaug cuccuacauc accaaccagg acgcccacac cgugaccauc 1260
gacaacaccg uguaccagcu gagcaaggug gaggggcagc agcacugau caagggcaga 1320
cccugagcu ccagcuucga ccccaucaag ucccugagg accaguucua cguggcccug 1380
gaccaggugu uugagaacau cgagaacagc caggcccugg uggaccagag caacagaau 1440
cuguccagcg cugagaaggg caacaccggc uucaucauug ugaucuuuu gaucccgug 1500
cugggcagcu ccaugauccu ggugagcauc uucaucauu ucaagaagac caagaaacc 1560
accggagccc cuccugagcu gagcggcgug accaacaau gcuucauucc ccacaacuga 1620

<210> SEQ ID NO 58
<211> LENGTH: 1620
<212> TYPE: RNA
<213> ORGANISM: Human metapneumovirus

<400> SEQUENCE: 58
augucuugga aagugaugau caucauuucg uuacucaua caccacagca cgggcuaaag 60
gagaguuuuu uggagaauuc auguaguacu auaacugagg gauaccucag uguuuuaaga 120
acaggcuggu acacuaaugu cuucacauua gaaguuggug auguugaaaa ucuuacaugu 180
acugauggac cuagcuuaau caaacagaa cuugaucua caaaaagugc uuuagggaa 240
cucaaacag ucucugcuga ucaguuggcg agagaggagc aaauugaaa ucccagaca 300
ucaagaauug ucuuaggugc gauagcucuc ggaguugcua cagcagcagc agucacagca 360
ggcauugcaa uagccaaaac cauaaggcuu gagagugagg ugaauugcau uaaaggugcu 420
cucaaaaaa cuuauagaagc aguaucaca uuagggaug gugugcgggg ccuagccacu 480
gcagugagag agcuaaaaga auuugugagc aaaaaccuga cuagugcau caacaggaac 540
aaaugugaca uugcugaucu gaagauggcu gucagcuca gucauuuaa cagaagaauu 600
cuuuuuuuug ugcggcaguu uucagacaau gcagggaaua caccagcau aucauuggac 660
cugaugacug augcugaguu ggccagagcu guaucuaca ugccaacauc ugcagggcag 720
auaaaaauga uguuggagaa ccgcycaaug gaaaggagaa aaggauuugg auuccugaua 780
ggggucuaag gaagcucugu gauuuacaug guucauuugc cgaucuuugg ugucauagau 840
acaccuuuuu ggaucacaa ggcagcuccc ucuugcucag aaaaaaccg gaauuauugc 900
ugccuccuaa gagaggauca agggugguau uguaaaaaug caggauucac uguuuacua 960
ccaaauuaa aagacugcga aacaagaggu gaucauuuu uuugugacac agcagcaggg 1020
aucaauuuug cugagcauuc aagagaauuc aacaucaca uaucuacuac caacuaccca 1080
ugcaauuga gcacaggaag acaccuuaa agcauuguu cacuauacc ucucggugcu 1140
uugguggcuu gcuauaaagg gguaaagcug ucgauuggca gcauuugggu uggaaucauc 1200
aaacaauuac ccaaggcug cucauacua accaaccagg augcagacac ugaacaauu 1260
gacaauaccg uguaucaacu aagcaauuu gaaggugaac agcauuuuu aaaagggaga 1320

```

-continued

```

ccaguuucaa gcaguuuuga uccaaucaag uuuccugagg aucaguucaa uguugcgcuu 1380
gaucaagucu ucgaagcau ugagaacagu caggcacuag uggaccaguc aaacaaaau 1440
cuaaacagug cagaaaaagg aaacacuggu uucauuuucg uaguauuuuu gguugcuguu 1500
cuuggucuaa ccaugauuuc agugagcauc aucaucauaa ucaagaaaac aaggaagccc 1560
acaggagcac cuccagagcu gaaugguguc accaacggcg guuucouacc acauaguua 1620

```

```

<210> SEQ ID NO 59
<211> LENGTH: 1620
<212> TYPE: RNA
<213> ORGANISM: Human metapneumovirus

```

```

<400> SEQUENCE: 59

```

```

augucuugga aagugaugau uaucauuucg uuacucauaa caccucagca uggacuaaaa 60
gaaaguuaau uagaagaauc auguaguacu auaacugaag gauaucucag uguuuuaaga 120
acagguuggu acaccaaugu cuuuacauua gaaguuggug auguugaaaa ucuuacaugu 180
acugauggac cuagcuuaau caaacagaa cuugaccuaa ccaaaagugc uuuaagagaa 240
cucaaaacag uuucugcuga ucaguuaagc agagaagaac aaauugaaaa ucccagacaa 300
ucaagguuug uccuaggugc aaugagcucu ggaguugcca cagcagcagc agucacagca 360
ggcauugcaa uagccaaaac uauaaggcuu gagagugaag ugaugcaau caaaggugcu 420
cucaaaacaa ccaaugaggc aguaucaca cuaggaaaug gagugcgggu ccuagccacu 480
gcaguaagag agcugaaaga auuugugagc aaaaaccuga cuagugcgau caacaagaac 540
aagugugaca uugcugauuu gaagauggcu gucagcuuca gucaguucaa cagaagauuc 600
cuaaauguug ugccggcagu uuacagacaau gcagggaaua caccagcau aucauuggac 660
cugaugaauug augcugagcu ggcagagcu guaucuaca ugccaacauc ugcaggacag 720
auaaaacuaa uguuagagaa ccgugcaaug gugaggagaa aaggauuugg aaucuugaua 780
ggggucuaac gaagcucugu gauuuacaug guccagcugc cgaucuuugg ugucauaaaa 840
acaccuuguu ggauaaucua ggcagcucce ucuuguucag aaaaagauug aaauuugcu 900
ugccuccuaa gagaggauca agggugguau uguaaaaaug caggauccac uguuuacuac 960
ccaaaugaaa aagacugcga aacaagaggu gaucauguuu uuugugacac agcagcaggg 1020
aucaauguug cugagcaauc aagagaauuc aacaucaca uaucuaccac caacuaccac 1080
ugcaauguca gcacaggaag acaccuauc agcaugguug cacuauacc ucucggugcu 1140
uugguagcuu gcuacaaagg gguuagcugc ucgacuggca guaaucaggu uggaauaauc 1200
aaacaacuac cuaaaggcug cucauacaua acuaaccagg acgcagacac uguaaacaau 1260
gacaacacug uguaucaacu aagcaaguu gagggugaac agcauguauu aaaagggaga 1320
ccaguuucaa gcaguuuuga uccaaucagg uuuccugagg aucaguucaa uguugcgcuu 1380
gaucaagucu uugaaagcau ugaaaacagu caagcacuag uggaccaguc aaacaaaau 1440
cugaacagug cagaaaaagg aaacacuggu uucauuuug uauuuuuuu gauugcuguu 1500
cuugguuuaa ccaugauuuc agugagcauc aucaucauaa ucaaaaaaac aaggaagccc 1560
acaggggcac cuccggagcu gaaugguguu accaacggcg guuucouacc gcauaguua 1620

```

```

<210> SEQ ID NO 60
<211> LENGTH: 1725
<212> TYPE: RNA
<213> ORGANISM: Human respiratory syncytial virus

```

```

<400> SEQUENCE: 60

```

-continued

```

auggaguugc caauccucaa aacaaaugca auuaccacaa uccuugcugc agucacacuc   60
uguuucgcuu ccagucaaaa caucacugaa gaauuuuauc aaucacaugc cagugcaguu   120
agcaaaaggcu aucuuagugc ucuaagaacu gguugguaua cuaguguuau aacuaugaa   180
uuaaguaaua ucaaggaaaa uaaguguaau ggaacagaug cuaagguaaa auuguaaaaa   240
caagaaauag auaaaauuaa aaaugcugua acagaauugc aguugcucuu gcaaagcaca   300
ccagcagcca acaaucgagc cagaagagaa cuaccaaggu uuaugaaua uacacucaau   360
aauccaaaa auaccaaugu aacauuaagc aagaaaagga aaagaagauu ucuuggcuuu   420
uuguuaggug uuggaucugc aaucgcccagu ggcuuugcug uaucuaaggu ccugcaccua   480
gaagggaag ugaacaaaau caaaagugcu cuacuaucca caaacaaggc uguagucagc   540
uuaucaaaug gaguuagugu cuuaaccagc aaaguguuag accucaaaaa cuauauagau   600
aaacaguugu uaccuuuugu gaacaagcaa agcugcagca uaucaaacau ugaaacugug   660
auagaguucc aacaaaagaa caacagacua cuagagauua ccagggaauu uaguguuauu   720
gcagguguaa cuacaccugu aagcacuuau auguuuacua auagugaauu auuaucauuu   780
aucaaugaua ugcuuuaaac aaaugaucag aaaaaguuaa uguccaacaa uguucaaua   840
guuagacagc aaaguucuc uaucaugucc auauuaaagg aggaagucuu agcauaugua   900
guacaaauac cacuaauagg uguauuagau acaccucguu ggaaacugca cacaucccu   960
cuauguacaa ccaacacaaa ggaagggucc aacaucugcu uaacaagaac cgacagagga  1020
ugguauugug acaaugcagg aucaguaucu uucuucccac aagcugaaac auguaaaguu  1080
caaucgauc ggguauuuug ugacacaaug aacaguuuua cauuaccaag ugaaguaauu  1140
cucugcaaca uugacauuu caaccccaaa uaugauugca aaauuugac uucaaaaaca  1200
gauguaagca gcuccguuu cacaucucua ggagccauug ugucaugcua uggcaaacu  1260
aaauguacag cauccaauaa aaaucguggg aucauaaaga cauuuucuaa cgggugugau  1320
uauguaucaa auaagggggu ggauacugug ucuguaggua auacauuaa uuauguaauu  1380
aagcaagaag gcaaaagucu cuauguaaaa ggugaaccaa uaauaaauu cuaugacca  1440
uuaguguucc ccucugauga auuugaugca ucaauaucuc aagucaauga gaaguuuac  1500
cagagccuag cauuuuuucg uaaauccgau gaauuuuac auaauguaaa ugcugguaaa  1560
uccaccacaa auaucaugau aacuacuaa auuauaguga uuauaguuu auuguuauc  1620
uuauuugcag uuggacugcu ccuauacugc aaggccagaa gcacaccagu cacacuaagu  1680
aaggaucaac ugagugguau aaauaauuu gcauuuagua acuga  1725

```

<210> SEQ ID NO 61

<211> LENGTH: 1617

<212> TYPE: RNA

<213> ORGANISM: Human parainfluenza virus

<400> SEQUENCE: 61

```

augccaauuu cauacuguu auuuuuuaca accaugauca uggcaucaca cugccaaaua   60
gacaucacaa aacucagca uguaggugua uuggucaaca gucccaaggc gaugaagaua   120
ucacaaaaacu ucgaacaag auaucuauc cugagucua uaccaaaaau agaagauucu   180
aacucuugug gugaccaaca gaucaagcaa uacaagaggu uauuggauag acugaucuu   240
ccuuuuauug auggacuaag auuacagaag gaugugauag ugacuaauca agaauccaau   300
gaaaacacug aucccagaac agaacgauuc uuuggagggg uauuugaac uauugcucua   360

```

-continued

ggaguagcaa ccucagcaca aauuacagca gcaguugcuc ugguugaagc caagcaggca	420
agaucagaca uugaaaaacu caaggaagca aucagggaca caaaaaagc agugcaguca	480
guucagagcu cuguaggaaa uuugauagua gcauuuuuuu caguccagga uuauucaac	540
aaagaaucg ugccaucgau ugcgagacua gguugugaag cagcaggacu ucaguuaggg	600
auugcauuua cacagcauuu cucagaauua acaaaauuuu uuggugauua cauaggaucg	660
uuacaagaaa aaggaauaaa auuacaaggu auagcaucau uauaccguac aaauaucaca	720
gaaauuuca caacaucaac aguugacaaa uaugauuuuu augaucuuu auuuacagaa	780
ucauuuaagg ugagaguuuu agauguugau uugaauugau acucauuuac ccuccaaguc	840
agacucccuu uauugaccag acugcugaac acucauuuac acaaaugaga uuccauuca	900
uacaauuuc aaaauagaga augguuuuac ccucuuucca gccauucau gacgaaaggg	960
gcauuucuaug guggagcaga ugucaaaagaa ugcuaagaag cauucagcag uuauuuuugc	1020
ccuucugauc caggauuuuu acuuuuuuuu gaaauaggaga gcugucuauc aggaaacaua	1080
ucccaauguc caagaaccac agucacauca gacauaguuc cuagguaugc auuugucauu	1140
ggaggagugg uugcgaaauug uauaacaacu acauguaacu gcaauuguuu cgguaauaga	1200
aucaaccaac caccugauca aggaguucaaa auuuuuuacac auaaagaag uuauucauu	1260
gguaucacg gaaugcuuuu caacacaaac aaagaaggaa cucuugcauu cuacacacca	1320
gacgacuuua cauuuuuuuu uucuguugca cuugaucgga uugacuuuac aaucgagcuc	1380
aacaaggcca aaucagauuc ugaggaauca aaagaauugga uaagaagguc aaaucaaaag	1440
cuagauucua uuggaauug gcaucauuu agcacuucau ucauaguuuu uuugauuuug	1500
augauuuuuu uguuuuuuuu uauuuuuuuu auuuuuuuuu uugcauuuuu guuuuacaga	1560
aucaaaaaga gaaucgaguu ggaucauuuuu gaaagccgu auguuuuuac aaacaag	1617

<210> SEQ ID NO 62

<211> LENGTH: 1716

<212> TYPE: RNA

<213> ORGANISM: Human parainfluenza virus 3

<400> SEQUENCE: 62

auggaauacu ggaagcacac caaccacgga aaggaugcug guaaugagcu ggagacauc	60
acagccacuc auggcaacaa gcucaccaac aagauaacau auuuuuuugug gacgaauc	120
cugguuuuuu uaucauuuagu cuucauuuuu gugcuuuuuu auuuuuuuuu aaguuuuuuu	180
gcccgcgaa cauuugcuaca agcauuuuuu auuuuuuuuu uggauuuuuu aguuuuuuuu	240
caaguggcau cggauuuuuu uauuuuuuuu auuuuuuuuu gaguuuuuuu aaguuuuuuu	300
acaauucaga gucauuuuuu gaauuuuuuu ccauuuuuuu ugacuuuuuu auuuuuuuuu	360
cuuaggaauu ucauuuuuuu auuuuuuuuu aguuuuuuuu aucauuuuuu gccuuuuuuu	420
agaauuuuuu auuuuuuuuu uuuuuuuuuu auuuuuuuuu auuuuuuuuu gaguuuuuuu	480
ucuuuuuuuu cauuuuuuuu gaaauuuuuu auuuuuuuuu uuuuuuuuuu accuuuuuuu	540
uuuuuuuuuu cauuuuuuuu uuuuuuuuuu guuuuuuuuu cuuuuuuuuu guuuuuuuuu	600
cuuuuuuuuu cuuuuuuuuu auuuuuuuuu acuuuuuuuu gccuuuuuuu aguuuuuuuu	660
uuuuuuuuuu uuuuuuuuuu uuuuuuuuuu guuuuuuuuu auuuuuuuuu uuuuuuuuuu	720
uuuuuuuuuu cuuuuuuuuu cauuuuuuuu guuuuuuuuu auuuuuuuuu uuuuuuuuuu	780
uuuuuuuuuu auuuuuuuuu auuuuuuuuu auuuuuuuuu auuuuuuuuu auuuuuuuuu	840
uuuuuuuuuu guuuuuuuuu auuuuuuuuu auuuuuuuuu auuuuuuuuu auuuuuuuuu	900

-continued

```

acaacaagau uuaagaauaa uauauaagu uuugaucaac cauaugccgc auuauacca 960
ucuguuggac cagggauaua cuacaaaggc aaaauauau uucucgggua uggaggucuu 1020
gaacauccaa uaaaugagaa ugcaaucugc aacacaacug gguguccugg gaaaacacag 1080
agagacugua aucaagcauc ucauagucca ugguuuucag auagaaggau ggucaacucu 1140
auaauguug uugacaaggg cuugaacuca guuccaaaa ugaagguaug gacgauaucu 1200
augagacaaa auuacugggg gucagaagga agauuacuuc uacuagguaa caagaucuac 1260
auauacacaa gaucuacaag uggcacagc aaguuaacau uaggaauau ugacauuacu 1320
gacuacagug auauaaggau aaaauggaca uggcauaaug ugcuaucaag accaggaaac 1380
aaugauguc cauggggaca uucauguccg gauggaugua uaacgggagu auauaccgau 1440
gcuaauccac ucaauccac aggaagcauu guaucaucug ucauuugga cucacaaaa 1500
ucgagaguca acccagucuu aacuuacuca acagcaaccg aaagguaaa cgagcuggcu 1560
auccgaaaca aaacacucuc agcuggguac acaacaacaa gcugcauuac acacuuaac 1620
aaaggguaau guuuucauu aguagaaaua aaucauaaaa gcuaaacac auuuaacce 1680
auguuguuca aaacagagau uccaaaaagc ugcagu 1716

```

<210> SEQ ID NO 63

<211> LENGTH: 1716

<212> TYPE: RNA

<213> ORGANISM: Artificial Sequence

<220> FEATURE:

<223> OTHER INFORMATION: Synthetic Polynucleotide

<400> SEQUENCE: 63

```

auggaauacu ggaagcacac caaccacggc aaggacgccc gcaacgagcu ggaaccagc 60
acagccacac acggcaacaa gcugaccaac aagaucaccu acauccugug gaccauacc 120
cuggugcugc ugagcaucgu guucaucauc gugcugacca auagcauca gagcgagaag 180
gccagagaga gccugcugca ggacaucaac aacgaguuca uggagugac cgagaagauc 240
cagguggcca ggcacaacac caacgaccug aaccagagcg gcgugaacac ccggcugcug 300
accauccaga gccacgugca gaacuacauc cccaucagcc ugaccagca gaucagcgac 360
cugcgaagu ucaucagcga gaudaccuac cggaaacgaca accaggaagu gccccccag 420
agaauacccc acgacguggg caucaagccc cugaacccc acgaauucug gcggguuaca 480
agcggccugc ccagccugau gaagaccccc aagaucgggc ugaugccugg cccuggacug 540
cuggccaugc cuaccacagu ggauggcugu gugcggaccc ccagccuugu gaucaacgau 600
cugaucuaag ccuacaccag caaccugauc acccggggcu gccaggauau cggcaagagc 660
uaccaggugc ugcagaucgg caucauacc gugaacuccg accuggugcc cgaccugaac 720
ccucggauca gccacaccuu caacaucaac gacaacagaa agagcugcag ccuggcucug 780
cugaacaccg acguguacca gcugugcagc accccaagg uggacgagag aagcgacuac 840
gccagcagcg gcaucgagga uaucgugcug gacaucguga acuaacgagc cagcaucagc 900
accaccgggu ucaagaacaa caacaucagc uucgaccagc ccuacgccc ccuguaccuu 960
ucugugggcc cuggcaucua cuacaagggc aagaucucu uccugggcu cggggccug 1020
gaacacccc ucaacgagaa cgcacucugc aacaccaccg gcugccugg caagaccag 1080
agagacugca aucaggccag ccacagcccc ugguucagcg accgcagaau ggucaacucu 1140
aucaucgugg uggacaaggg ccugaacagc gugcccaagc ugaaagugug gacaaucagc 1200

```


-continued

augcgccaga	acuacugggg	cagcgagggc	agacuucugc	ugcugggaaa	caagaucuac	1260
aucuacaccc	gguccaccag	cuggcacagc	aaacugcagc	ugggaaucau	cgacauccacc	1320
gacuacagcg	acaucgggau	caaguggacc	uggcacaacg	ugcugagcag	accggcaac	1380
aaugagugcc	cuuggggcca	cagcugcccc	gauggaugua	ucaccggcgu	guacaccgac	1440
gccuaccccc	ugaauccuac	cggcuccauc	guguccagcg	ugauccugga	cagccagaaa	1500
agcagaguga	accccugau	cacauacagc	accgccaccg	agagagugaa	cgaacuggcc	1560
aucagaaaca	agaccugag	cgccggcuac	accaccacaa	gcugcaucac	acacuacaac	1620
aaggguacu	gcuuccacau	cguggaaauc	aaccacaagu	cccugaacac	cuuccagccc	1680
augcuguuca	agaccgagau	ccccaaagac	ugcucc			1716

<210> SEQ ID NO 64

<211> LENGTH: 1617

<212> TYPE: RNA

<213> ORGANISM: Artificial Sequence

<220> FEATURE:

<223> OTHER INFORMATION: Synthetic Polynucleotide

<400> SEQUENCE: 64

augccccauca	gcauccugcu	gaucaucacc	acaaugauca	uggccagcca	cugccagauc	60
gacauccacca	agcugcagca	cguggggcug	cucgugaaca	gccccagggg	caugaagauc	120
agccagaacu	ucgagacacg	cuaccugauc	cugagccuga	uccccaagau	cgaggacagc	180
aacagcugcg	gcgaccagca	gaucaagcag	uacaagcggc	ugcuggacag	acugaucauc	240
ccccuguacg	acggccugcg	gcugcagaaa	gacgugaucg	ugaccaacca	ggaaagcaac	300
gagaacaccg	acccccggac	cgagagauuc	uucggcggcg	ugaucggcac	aaucgcccug	360
ggaguggcca	caagcgccca	gauuacagcc	gcuguggccc	ugguggaagc	caagcagggc	420
agaagcgaca	ucgagaagcu	gaaagaggcc	auccgggaca	ccaacaaggc	cgugcagagc	480
gugcagucca	gcuugggcaa	ucgauucgug	gccaucaagu	ccgugcagga	cuaccugaac	540
aaagaaaucg	ugcccucua	cgcccggcug	ggcugugaag	cugccggacu	gcagcugggc	600
auugcccuga	cacagcaua	cagcgagcug	accaacaucu	ucggcgacaa	caucggcagc	660
cugcagggaaa	agggcauuua	gcugcagggc	aucgccagcc	uguaccgcac	caacaucacc	720
gagauuuca	cccaccgac	cguggauaag	uacgacaucu	acgaccugcu	guuaccggag	780
agcaucaaa	ugcggugau	cgacguggac	cugaacgacu	acagcaucac	ccugcaagug	840
cggcugcccc	ugcugaccag	acugcugaac	accagaucu	acaaggugga	cagcaucucc	900
uacaacaaucc	agaaccggca	gugguacau	ccucugccca	gccacauuu	gaccaagggc	960
gccuuucugg	gcgagccga	cgugaagag	ugcaucgagg	ccuucagcag	cuacauucgc	1020
cccagcgacc	cuggcuucgu	gcugaaccac	gagauggaaa	gcugccugag	cggcaacauc	1080
agccagugcc	ccagaaccac	cgugaccucc	gacaucgugc	ccagauacgc	cuucgugaau	1140
ggcggcgugg	uggccaacug	caucaccacc	accuguaccu	gcaaccggcau	cggcaaccgg	1200
aucaaccagc	cucccgauca	ggcggugaag	auuauacccc	acaagagug	uaacaccauc	1260
ggcaucaacg	gcaugcuguu	caauaccaac	aaagagggca	cccuggccuu	cuacaccccc	1320
gacgauauca	cccugaacaa	cuccguggcu	cuggaccccc	ucgacauuc	caucgagcug	1380
aacaaggcca	agagcgaccu	ggaagagucc	aaagagugga	uccggcggag	caaccagaag	1440
cuggacucua	ucggcagcug	gcaccagagc	agcaccacca	ucaucgugau	ccugauuuag	1500
augauuuuoc	uguuacauca	caacauuacc	aucaucacua	ucgccaauua	guacuaccgg	1560

-continued

```

auccagaaac ggaaccgggu ggaccagaau gacaagcccu acgugcugac aaacaag      1617

<210> SEQ ID NO 65
<211> LENGTH: 4062
<212> TYPE: RNA
<213> ORGANISM: Middle East respiratory syndrome coronavirus

<400> SEQUENCE: 65
augauacacu caguguuucu acugauguuc uuguuaacac cuacagaaag uuacguugau      60
guagggccag auucuguuua gucugcuugu auugagguug auauacaaca gaccuucuuu      120
gauaaaaacu ggccuaggcc aaugauguu ucuaaggcug acgguauuuu auaccucaa      180
ggccguacau auucuaacau aacuaucacu uaucaagguc uuuuuccua ucagggagac      240
cauggugaua uguauguuua cucugcagga caugcuacag gcacaacucc aaaaaguug      300
uuuguagcua acuaaucuca ggacgucaaa caguuugcua auggguuugu cguccguaua      360
ggagcagcug ccaauuccac uggcacuguu auuuuuagcc caucuaaccag cguacuaua      420
cgaaaauuu acccugcuuu uaugcugggu ucucaguug guaauuucuc agaugguaaa      480
augggccgcu ucuaacauca uacucuaugu cuuuugcccg auggaugugg cacuuuacuu      540
agagcuuuuu auuguauucu agagccucgc ucuggaaauc auuguccugc uggcaauucc      600
uauacuucuu uugccacuaa ucacacuccu gcaacagauu guucugaugg caauuacaau      660
cguaaugcca gucugaacuc uuuuaaggag uuuuuuuuu uacguaacug caccuuuau      720
uacacuuaaa acauuaccga agaugagauu uuagaguggu uggcuaaac acaaacugcu      780
caaggguuuc acccucucuc aucucgguan guugauuuu acggcggcaa uauguuucaa      840
uuugccaccu ugccuguuua ugauacuauu aaguauuuu cuaucauucc ucacaguauu      900
cguucuaucc aaagugauag aaaagcuugg gcugccuucu acguauuaa acuucaaccg      960
uuaacuuucc uguuggauuu uucuguugau gguuuuuuac gcagagcuau agacuguggu      1020
uuuaaugauu ugucacaacu ccacugcuca uaugaauccu ucgauguuga aucuggaguu      1080
uauucaguuu cguuuucga agcaaaaccu ucuggcucag uuguggaaca ggcugaaggu      1140
guugaaugug auuuuucacc ucucugucu ggcacaccuc cucagguuuu uauuucaag      1200
cguuugguuu uuaccaauug cauuuuuuu cuuaccuuuu ugcuuucacu uuuuucugug      1260
aaugauuuuu cuuguaguca auuauccca gcagcaauug cuagcaacug uauuucuuca      1320
cugauuuuug auuuuuuuu auaccacuu aguaugaaau ccgaucucag uguuaguucu      1380
gcugguccaa uaucccaguu uauuuuuuu caguccuuuu cuaauccac auguuugauc      1440
uuagcgacug uuccucauaa ccuacuacu auuacuaagc cucuuuagua cagcuauuu      1500
aacaagugcu cucgcuucu uucugaugau cguacugaag uaccucaguu agugaacgcu      1560
aaucuuuacu caccugugug auccauuguc ccauccacug ugugggaaga cgguguuuu      1620
uauaggaaac aacuaucucc acuuagaaggu gguggcuggc uuguugcuag uggcucaacu      1680
guugccauga cugagcauuu acagaugggc uuuguuuuu caguucauuu uggucagac      1740
accaauagug uuugcccaaa gcuuuuuuu gcuuuuuuu caaaaauugc cucuauuuu      1800
ggcauuugcg uggauuuuuc ccuuauggu guuuuuuuu gugguuuuu ucagaauugc      1860
acagcugaug guuuucgaca gcagcgcuuu guuuuugaug cguaccagaa uuuauguggc      1920
uauuuuucug augauggcaa cuacuacug cuugcugcuu guuuuugug uccguuuucu      1980
gucaucuauug auuuuuuuu uuuuuuuuu gcuaucuuu uugguugug ugcuuuuuu      2040

```

-continued

```

cacauuucuu cuaccauguc ucaauacucc cguucucacgc gaucaaugcu uaaacggcga 2100
gauucuaacu auggcccccu ucagacaccu guugguugug uccuaggacu uguuaauucc 2160
ucuuuguucg uagaggacug caaguugccu cucggucaau cucucugugc ucuuccugac 2220
acaccuagua cucucacacc ucgcagugug cgcucugugc caggugaaau gcgcuuggca 2280
uccauugcuu uaaaucaucc cauucagguu gaucaacuaa auaguaguua uuuuuuuuaa 2340
aguauacca cuaauuuuuu cuuuggugug acucaggagu acauucagac aaccauucag 2400
aaaguuacug uugauuguaa acaguaaguu ugcaaugguu uccagaagug ugagcaauua 2460
cugcgcgagu auggccaguu uuguuccaaa auaaacaggc cucuccaugg ugccaauua 2520
cgccaggauug auucuguaag uauuuuguuu gcgagcguga aaagcucua aucaucuccu 2580
aucauaccag guuuuggagg ugacuuuaa uugacacuuu uagaaccugu uucuauaucu 2640
acuggcaguc guagugcagc uagugcuauu gaggauuugc uuuuugaca agucacuaa 2700
gcugauccug guuuauugca agguuacgau gauuguaugc agcaagguc agcaucagcu 2760
cgugaucuaa uuugugcua auauguggcu gguuuuuuag uauuaccucc ucuuuggau 2820
guuuuuuagg aagccgcgua uacuucacu uugcuuggca gcuaagcagg uguuggcugg 2880
acugcuggcu uauccuccu ugcugcuauu ccauuugcac agaguauyu uuauaggua 2940
aacgguguuug gcauuacua acagguucuu ucagagaacc aaaagcuuuu ugccaauaag 3000
uuuuuacagg cucugggagc uaugcaaca gccuucacua caacuaaaga agcuuuucgg 3060
aagguucagg augcugugaa caacaugca caggcucua ccauuuagc uagcagcua 3120
ucuaauacu uuggugcuau uuccgccucu auuggagaca ucauacaacg ucuugauguu 3180
cucgaacagg acgcccacuu agacagacuu auuuuuggcc guuugacaac acuuuuugcu 3240
uuuguugcac agcagcuugu ucguuuccgaa ucagcugcuc uuuccgcua auuggcuaaa 3300
gaaaauuca augagugugu caaggcaca uccaagcguu cuggauuuug cggucaaggc 3360
acacauauag uguccuuugu uguuuuugcc ccauuuggcc uuuuuuuuu gcauguuggu 3420
uauuaccua gcaaccacau ugagguuguu ucugcuuugc gucuuugcga ugcagcuaac 3480
ccuacuaauu guauagccc uguuuuugcc uacuuuuuu aaacuaaua cacuaggauu 3540
guugaugagu ggucuuuac uggcucguc uucuauugc cugagcccau caccucucu 3600
aaucuaagu auugugcacc acaggugaca uacaaaaa uuucuaa aa cccccuccu 3660
ccucuuucg gcaauuccac cgggaaugac uuccaagug aguuuggaaga guuuuucaaa 3720
aauguuagca ccaguuuacc uuuuuuuggu ucucuaacac aguuuuuac uacuuuacuc 3780
gacuuuaccu acgagauguu gucucuuaa caaguugua aagccuuua ugagcuuac 3840
auagaccua aagagcuugg cauuuuuacu uuuuacaaca auggccgug guacuuuug 3900
cuugguuuca uugcugggcu uguugccua gcucuaugc ucuuuuuacu acugugcugc 3960
acugguugug gcacaaacug uauuggaaaa cuuuagugua aucguugug ugauagauac 4020
gaggaauacg accucgagcc gcauuagguu cauguucacu aa 4062

```

<210> SEQ ID NO 66

<211> LENGTH: 4062

<212> TYPE: RNA

<213> ORGANISM: Artificial Sequence

<220> FEATURE:

<223> OTHER INFORMATION: Synthetic Polynucleotide

<400> SEQUENCE: 66

```

augauacacu caguguuuu acugauguc uuguuaacac cuacagaaag uuacguugau 60

```

-continued

guagggccag	auucuguuaa	gucugcuugu	auugagguug	auauacaaca	gacuuucuuu	120
gauaaaaacu	ggccuaggcc	aaugauguu	ucuaaggcug	acgguauuau	auaccuccaa	180
ggccguacau	auucuaacau	aacuaucacu	uaucaagguc	uuuuucccua	ucagggagac	240
cauggugaua	uguauuuua	cucugcagga	caugcuacag	gcacaacucc	acaaaaguug	300
uuuguagcua	acuauucua	ggacgucaaa	caguuuucua	auggguuugu	cguccguaua	360
ggagcagcug	ccaauuccac	uggcacuguu	auuauuagcc	caucuaccag	cgcuaacuua	420
cgaaaauuu	accucuguuu	uaugcugggu	ucucacaguug	guauuuucuc	agaugguaaa	480
augggccgcu	ucuucaauca	uacucuaugu	cuuuugcccg	auggaugugg	cacuuuacuu	540
agagcuuuuu	auuguauucu	ggagccucgc	ucuggaauc	auuguccugc	uggcaauucc	600
uauacuucuu	uugccacuaa	ucacacuccu	gcaacagauu	guucugaugg	caauuacaau	660
cguaaugcca	gucugaacuc	uuuuuaggag	uuuuuuuuu	uacguaacug	caccuuuauu	720
uacacuuuaa	acauuaccga	agaugagauu	uuagaguggu	uuggcauuac	acaaacugcu	780
caagguguuc	accucuuucuc	aucucgggau	guugauuuugu	acggcggcaa	uauuuucaa	840
uuugccaccu	ugccuguuua	ugauacuauu	aaguauuuuu	cuaucauucc	ucacaguauu	900
cguucuaucc	aaagugauag	aaaagcuugg	gcugccuuuc	acguauuaa	acuucaaccg	960
uuaacuuucc	uguuggauuu	uucuguugau	gguuauuuac	gcagagcuau	agacuguggu	1020
uuuaaugauu	ugucacaacu	ccacugcuca	uaugaauccu	ucgauguuga	aucuggaguu	1080
uauucaguuu	cguuuucga	agcaaaaccu	ucuggcucag	uuguggaaca	ggcugaaggu	1140
guugaaugug	auuuuucacc	ucucucugcu	ggcacaccuc	cucagguuuu	uaauuucaag	1200
cguuuguuuu	uuaccaauug	cauuuauau	cuuaccuuuu	ugcuuucacu	uuuuucugug	1260
aaugauuuuu	cuuguaguca	aaauucucca	gcagcaauug	cuagcaacug	uuauucuuca	1320
cugauuuuug	auuacuuuuc	auaccacacu	aguauuauuu	ccgaucucag	uguuaguucu	1380
gcugguccaa	uaucccaguu	uaauuauaaa	caguccuuuu	cuaauccac	auguuugauu	1440
uuagcgacug	uuccucauaa	ccuacuacu	auuacuaagc	cucuuuagua	cagcuauuu	1500
aacaagugcu	cucgcuucuu	uucugaugau	cguacugaag	uaccucaguu	agugaacgcu	1560
aaucaauacu	caccucugugu	auccauuguc	ccauccacug	ugugggaaga	cggugauuu	1620
uauaggaaac	aacuaucucc	acuugaaggu	gguggcuggc	uuguugcuag	uggcucaacu	1680
guugccauga	cugagcauuu	acagaugggc	uuugguauuu	caguucaaua	ugguacagac	1740
accaauagug	uuugcccca	gcuugaauuu	gcuauugaca	caaaaauugc	cucucaauua	1800
ggcaauugcg	uggaauauuc	ccucuauggu	guuucgggcc	gugguuuuu	ucagaauugc	1860
acagcugug	guguuugaca	gcagcgcuuu	guuuuugaug	cguaccagaa	uuuaguuggc	1920
uauuauucug	augauggcaa	cuacuacugu	uugcgugcuu	guguuagugu	uccuguuucu	1980
gucaucuauu	auaaagaac	uaaaaccac	gcuacucuau	uugguagugu	ugcaugugaa	2040
cacauuucuu	cuaccauguc	ucaauacucc	cguucuaagc	gaucaaugcu	uaaacggcga	2100
gauucuaacu	augggccccu	ucagacaccu	guugguugug	uccuaggacu	uguuaauucc	2160
ucuuuugucg	uagaggacug	caaguugccu	cuuggucaau	cucucugugc	ucuuuccgac	2220
acaccuagua	cucucacacc	ucgcagugug	cgcucuguc	caggugaaau	gcgcuuuggca	2280
uccauugcuu	uuaucaucc	uauucagguu	gaucaacuua	auaguaguua	uuuuuuuuu	2340
aguauacca	cuaauuuuuc	cuuuggugug	acucaggagu	acauucagac	aaccauucag	2400

-continued

aaaguuacug uugauuguaa acaguacguu ugcaaugguu uccagaagug ugagcaauua	2460
cugcgcgagu auggccaguu uuguuccaaa auaaaccagg cucuccaugg ugccaauua	2520
cgccaggauug auucguuacg uaaauuguuu gcgagcguga aaagcucua aucaucuccu	2580
aucauaccag guuuuggagg ugacuuuaa uugacacuuc uggaaccugu uucuauaucu	2640
acuggcaguc guagugcagc uagugcuauu gaggauuugc uuuuugaca agucacuua	2700
gcugauccug guuaaugca agguuacgau gauugcaugc agcaaggucc agcaucagcu	2760
cgugaucuaa uuugugcua auauguggcu gguuacaaag uauuaccucc ucuuuggau	2820
guuaauaugg aagccgguu uacuucacu uugcuuggca gcuaagcagg uguuggcugg	2880
acugcuggcu uauccuccu ugcugcuauu ccuuuugcac agaguaucuu uuauaggua	2940
aacgguguuug gcauuacua acagguucuu ucagagaacc aaaagcuuu ugccaauaag	3000
uuuaaucagg cucugggagc uaugcaaca ggcuucacua caacuaaaga agcuuuucag	3060
aagguucagg augcugugaa caacaauugc caggcucua ccauuuagc uagcgagcua	3120
ucuaauacu uuggugcuau uuccggcccu auuggagaca ucauacaacg ucuugauguu	3180
cucgaacagg acgcccuaa agacagacu uuaauggcc guuugacaac acuaauggcu	3240
uuuguugcac agcagcuugu ucuuuccgaa ucagcugcuc uuuccgcuca auuggcuaaa	3300
gaaaaaguca augagugugu caaggcaca uccaagcguu cuggauuuug cggucaaggc	3360
acacauauag ugucuuuugu uguaaauggc ccuaauggcc uuuaucua gcauguuggu	3420
uauuaccua gcaaccacu ugagguuguu ucugcuuugc gucuuugca ugcagcuaac	3480
ccuacuaau guauagccc uguuauggc uacuuuaa aaacuaaau cacuaggauu	3540
guugaugagu ggucuuuac uggcucguc uuucuaugc cugagcccau uaccuccuu	3600
aaucuaaagu auguugcacc acaggugaca uacaaaaa uuucuaaau ccuccuccu	3660
ccucuuucg gcaauuccac cgggaugac uuccaagaug aguuggauga guuuuucuaa	3720
aauguuagca ccaguuuacc uauuuuuggu uccuaaacac agauuaauac uacuuuacuc	3780
gacuuuaccu acgagauguu gucuuuucaa caaguugua aagccuuua ugagucuuac	3840
auagaccua aagagcuugg cauuuauacu uauuacaaca auggccgug guacuuuug	3900
cuugguuca uugcugggcu uguugccua gcucuaugc ucuuuuacu acugugcugc	3960
acugguugug gcacaaacug uauuggaaaa cuuaagugua aucguuguug ugauagauac	4020
gaggauuacg accucgagc gcuaaagguu cauguucacu aa	4062

<210> SEQ ID NO 67

<211> LENGTH: 1845

<212> TYPE: RNA

<213> ORGANISM: Artificial Sequence

<220> FEATURE:

<223> OTHER INFORMATION: Synthetic Polynucleotide

<400> SEQUENCE: 67

augauccacu ccguguuccu ccucauguuc cuguugaccc ccacugaguc agacugcaag	60
cucccgugg gacaguccu gugugcgug ccugacacuc cuagcacuc gaccccagc	120
uccgugcgg cggugccugg cgaauugcgg cuggccucca ucgcuucaa ucaccaauc	180
caaguggauc agcgaauag cucguuuuc aagcugucca ucccacgaa cuucuguu	240
ggggucacc aggaguacu ccagaccaca auucagaagg ucaccgucga uugcaagca	300
uacguguca acggcuucca gaagugcgag cagcugcuga gagaauacgg gcaguuuug	360
agcaagauca accagcgcu gcauggagcu aacuugcgc aggacgacuc cgugcgcaac	420

-continued

```

cucuugccu cugugaaguc auccagucc ucccacaauca ucccgggauu cggaggggac 480
uucaaccuga cccuccugga gcccgugucg aucagcaccg guagcagauc ggcgcgcuca 540
gccauugaag aucuucuguu cgacaagguc accaucgccg auccgggcuca caugcagggga 600
uacgacgacu guaugcagca gggaccagcc uccgcgaggg accucaucug cgcgcaauac 660
guggccgggu acaaagugcu gccuccucug auggauguga acauggaggc cgcuuauacu 720
ucgucccugc ucggcucuau cgcggcgug ggguggaccg ccggccuguc cuccuucgcc 780
gcuaucuccu uugcacaauc cauuuucua cggcucaacg gcgugggcau uacuacaaca 840
guccugucgg agaaccagaa guugaucgca aacaaguuca aucaggcccu gggggccaug 900
cagacuggau ucacucagac uaaccgaagc uuccagaagg uccaggacgc ugugaacaac 960
aacgcccagg cgcucucaaa gcuggccucc gaacucagca acaccuucgg agccaucagc 1020
gcaucgaucg gugacauaau ucagcggcug gacgugcugg agcaggacgc ccagaucgac 1080
cgccucauca acggacggcu gaccaccuug aaugccuucg uggcacaaca gcugguaccg 1140
agcgaauacg cggcacuuuc cgcaccauc gccaaggaca aagucaacga augcgugaag 1200
gccagucca agaggucgg uuucugcggu caaggaacc auauuguguc cuucgucgug 1260
aacgcgccc acggucugua cuuauagc gucggcuacu acccgagca ucauauagaa 1320
guggugucgg ccuacggccu gugcgaugcc gcuaacccca cuaacuguan ugcccugug 1380
aacggauuu uuauuaagac caacaacacc cgcuuuggg acgaaugguc auacccggu 1440
ucguccuucu acgcccoga gcccaucacu ucacugaaca ccaauacgu ggcuccgca 1500
gugaccuacc agaacaucuc caccuuuug ccggccgcg ucucggaaa cagcaccgga 1560
auugauuucc aagaugaacu ggacgaauc uucaagaacg uguccacuuc cauuccaac 1620
uucggaagcc ugacacagau caaccacc cuucucgacc ugaccuacga gaugcugagc 1680
cuucaacaag uggucaaggc ccugaacgag agcuacaucg accugaagga gcugggcaac 1740
uauaccuacu acaacaagug gccggacaag auugaggaga uucugucgaa aaucuaccac 1800
auugaaaacg agaucgccag aucaagaag cuuaucgcg aagcc 1845

```

<210> SEQ ID NO 68

<211> LENGTH: 4071

<212> TYPE: RNA

<213> ORGANISM: Artificial Sequence

<220> FEATURE:

<223> OTHER INFORMATION: Synthetic Polynucleotide

<400> SEQUENCE: 68

```

auggaaacc cugcccagcu gcuguuccug cugcugcugu ggcugccuga uaccaccggc 60
agcuauugg acgugggccc cgauagcgug aaguccgccu guaucgaagu ggacauccag 120
cagaccuuu ucgacaagac cuggcccaga cccaucgacg uguccaaggc cgacggcauc 180
aucuauccac aaggccggac cuacagcaac aucaccaua ccuaccaggc ccuguuccca 240
uaucaaggcg accacggcga uauguacgug uacucugccg gccacgccac cggcaccaca 300
ccccagaaac uguucguggc caacuacagc caggacguga agcaguucgc caaccggcuu 360
gucgugcggg uuggcgcgcg ugccaauagc accggcacag ugaucaucag ccccagcacc 420
agcggccacca uccggaagau cuaccccgcc uucaugcugg gcagucuccu gggcauuuc 480
agcgcaggca agaugggccc guucuucaac cacaccucgg ucucgucgcc cgauggcugu 540
ggcacacugc ugagagccuu cuacugcauc cuggaaccca gaagcggcaa ccacugcccu 600

```

-continued

gccggcaaua	gcuacaccag	cuucgccacc	uaccacacac	ccgccaccga	uugcuccgac	660
ggcaacuaca	accggaacgc	cagccugaac	agcuucaaag	aguacuucaa	ccugcggaac	720
ugcaccuuca	uguacaccua	caauaucacc	gaggacgaga	uccuggaauug	guucggcauc	780
accagaccgg	cccagggcgu	gcaccuguuc	agcagcagau	acguggaccu	guaccggcggc	840
aacauguucc	aguuugccac	ccugcccgug	uacgacacca	ucaaguacua	cagcaucauc	900
ccccacagca	uccgguccau	ccagagcgac	agaaaagccu	gggccgccuu	cuacguguac	960
aagcugcagc	cccugaccuu	ccugcuggac	uucagcuggg	acggcuacau	cagaccggcc	1020
aucgacugcg	gcuucaacga	ccugagccag	cugcacugcu	ccuacgagag	cuucgacgug	1080
gaaagcggcg	uguacagcgu	guccagcuuc	gaggccaagc	cuagcggcag	cgugguggaa	1140
caggcugagg	gcuuggaauug	cgacuucagc	ccucugcuca	gcgaccccc	uccccaggug	1200
uacaacuuca	agcggcuggu	guucaccaac	ugcauuuaca	accugaccua	gcugcugagc	1260
cuguucuccg	ugaacgacuu	caccuguagc	cagaucagcc	cugccgccau	ugccagcaac	1320
ugcuacagca	gccugauccu	ggacuacuuc	agcuaccccc	ugagcaugaa	guccgaucug	1380
agcguguccu	ccgccggacc	caucagccag	uucaacuaca	agcagagcuu	cagcaaccuu	1440
accugccuga	uucgggccac	cgugccccc	aaucugacca	ccaucaccua	gccccugaag	1500
uacagcuaca	ucaacaagug	cagcagacug	cuguccgacg	accggaccga	agugccccag	1560
cucgugaacg	ccaaccagua	cagccccugc	guguccaucg	ugcccagcac	cgugugggag	1620
gacggcgacu	acuacagaaa	gcagcugagc	ccccuggaag	gcgcggaug	gcuggugguu	1680
ucuggaagca	caguggccau	gaccgagcag	cugcagauug	gcuuuggcau	caccgugcag	1740
uaccggcaccg	acaaccaacg	cgugugcccc	aagcuggaau	ucgccaauca	caccaagauc	1800
gccagccagc	ugggaaaacg	cguggaaauac	ucccuguaug	gcuuguccgg	acggggcgug	1860
uuccagaauu	gcacagcagu	gggagugcgg	cagcagagau	ucguguaaga	ugccuaccag	1920
aaccucgugg	gcuacuacag	cgaccagcgc	aauuacuacu	gccugcgggc	cugugugucc	1980
gugcccugug	ccgugaucua	cgacaagag	acaaagacc	acgccacacu	guucggcuuc	2040
guggccugcg	agcacaucag	cuccaccaug	agccaguacu	cccgcuccac	ccgguccaug	2100
cugaagcggg	gagauagcac	cuaccggccc	cugcagacac	cugugggaug	ugugcugggc	2160
cucgugaaca	gcucccuguu	uguggaagau	ugcaagcugc	cccugggcca	gagccugugu	2220
gccucgcccag	auaccuccuag	caccucgacc	ccuagaagcg	ugcgcucugu	gcccgccgaa	2280
augcggcugg	ccuacuucgc	cuucaaucac	cccauccagg	uggaccagcu	gaacuccagc	2340
uacuuaaagc	ugagcauccc	caccaacuuc	agcuucggcg	ugaccagga	guacauccag	2400
accacaaucc	agaaagugac	cguggacugc	aagcaguacg	ugugcaacgg	cuuucagaag	2460
ugcgaaacgc	ugcugcgcga	guaccggccc	uucugcagca	agaucaacca	ggcccugcac	2520
ggcgccaacc	ugagacagga	ugacagcgug	cggaaccugu	ucgcccagcu	gaaaagcagc	2580
caguccagcc	ccaucauccc	uggcuucggc	ggcgacuuaa	accugaccuu	gcuggaaccu	2640
guguccauca	gcaccggcuc	cagaagcgcc	agauccgcca	ucgaggaccu	gcuguucgac	2700
aaagugacca	uugccgaccc	cgguacuacg	cagggcuacg	acgauugcau	gcagcagggc	2760
ccagccagcg	ccagggaucu	gaucugugcc	caguauuggg	ccggcuacaa	ggugcugccc	2820
ccccugaugg	acgugaacau	ggaagccgcc	uacaccucca	gccugcuggg	cucuauugcu	2880
ggcgugggau	ggacagccgg	ccugucuagc	uuugccgcca	ucccuuucgc	ccagagcauc	2940
uucuaaccggc	ugaacggcgu	gggcaucaca	caacaggugc	ugagccagaa	ccagaagcug	3000

-continued

```

aucgccaaca aguuuaacca ggcacugggc gccaugcaga ccggcuucac caccaccaac 3060
gaggccuuca gaaaggugca ggacgccgug aacaacaacg cccaggcucu gagcaagcug 3120
gccuccgagc ugagcaauac cuucggcgcc aucagcgccu ccaucggcga caucauccag 3180
cggcuggagc ugcuggaaca ggacgcccag aucgaccggc ugaucacggc cagacugacc 3240
accugaaacg ccuucguggc acagcagcuc gugcggagcg aaucugccgc ucugucugcu 3300
cagcuggcca aggacaaagu gaacgagugc gugaaggccc aguccaagcg gagcggcuuu 3360
uguggccagg gcaccacau cgugucuuuc gucgugaug ccccaacgg ccuguacuuu 3420
augcagcugg gcuauuacc cagcaaccac aucgaggugg uguccgccua uggccugugc 3480
gacgcccga auccuaccaa cuguaucgcc cccgugaacg gcuacuucac caagaccaac 3540
aacaccgga ucguggacga guggucuuac acaggcagca gcuucacgc ccccgagccc 3600
aucaccucc ugaacaccaa auacguggcc cccaaguga cauaccagaa cauccacc 3660
aaccugcccc cuccacugcu gggaaaucc accggcaucg acuuccagga cgagcuggac 3720
gaguucuuca agaacgugc caccuccauc cccaacuucg gcagccugac ccagaucaac 3780
accacucugc uggaccugac cuacgagaug cuguccucg aacaggucgu gaaagcccug 3840
aacgagagcu acaucgaccu gaaagagcug gggacuaca ccuacuaca caaguggccu 3900
ugguacauuu ggcugggcuu uaucgcccgc cugguggccc uggcccugug cguguucuu 3960
auccugugcu gcaccggcug cggcaccuu ugcaugggca agcugaaaug caaccggugc 4020
ugcgacagau acgaggaaau cgaccuggaa ccucacaaag ugcaugugca c 4071

```

<210> SEQ ID NO 69

<211> LENGTH: 1864

<212> TYPE: RNA

<213> ORGANISM: Artificial Sequence

<220> FEATURE:

<223> OTHER INFORMATION: Synthetic Polynucleotide

<400> SEQUENCE: 69

```

ucaagcuuuu ggaccucgu acagaagcua auacgacuca cuauagggaa auaagagaga 60
aaagaagagu aagaagaaau auaagagcca ccaugggucu caaggugaac gucucugccg 120
uauucauggc aguacugua acucuccaaa caccgcccgg ucaaaucuu uggggcauc 180
ucucuaagau agggguagua ggaauaggaa gugcaagcua caaaguuau acucguucca 240
gccaucaauc auuagucua aaauuaaagc ccaauuaaac ucuccucaa aacugcacga 300
ggguagagau ugcagaauac aggagacua uaagaacagu uuuggaacca auuagggaug 360
cacuuauagc aaugaccagc aacauaagc cgguucagag cguagcuuca aguaggagac 420
acaagagauu ugcgggagua guccuggcag gugcggcccu agguuuugcc acagcugcuc 480
agauaacagc cggcauugca cuucaccggu ccaugcugaa cucucaggcc aucgacaauc 540
ugagagcgag ccuggaaaac acuaaucagg caauugaggc aaucagaca gcagggcagg 600
agaugauuuu ggcuguuacg gguguccaag acuacauca uauagagcug auaccgucua 660
ugaaccagcu aucuugugau cuaaucgguc agaagcucgg gcucaauug cuuagauacu 720
auacagaaau ccugucuuua uuuggcccca gccuaccgga ccccauauu gcgagauuu 780
cuauccaggc uuugaguuau gcacuuggag gagauucaa uaaggugua gaaaagcucg 840
gauacagugg agcggauuua cuaggcaucu uagagagcag aggaauaaag gcucggauaa 900
cucacgucga cacagagucc uacuucauag uccucaguau agccuauccg acgcuguccg 960

```


-continued

```

agauuaaggg ggugauuguc caccggcuag agggggguc guacaacaua ggcucucaag 1020
agugguauac cacugugccc aaguauguug caaccceagg guaccuuauc ucgaauuuug 1080
augagucauc auguacuuc augccagagg ggacugugug cagccaaaau gccuuguacc 1140
cgaugaguuc ucugucucca gaaugccucc ggggguccac caaguccugu gcucguacac 1200
ucguauccgg gucuuuuggg aaccggguca uuuuauacac agggaaccua auagccaauu 1260
gugcaucaau ucuuuguuag uguuacacaa cagguacgau uauuaauca gaccugaca 1320
agauccuaac auacauugcu gccgauogcu gcccgguagu cgaggugaac ggcgugacca 1380
uccaagucgg gagcaggagg uauccagacg cuguguacu gacacagaau gaccucgguc 1440
cucccauauc auugggagagg uuggacguag ggacaaaucu ggggaauuca auugccaau 1500
uggaggauuc caaggaauug uuggaucac cggaccagau auugagaagu augaaagguu 1560
uaucgagcac uagcauaguc uacaucuga uugcagugug ucuuggaggg uugauagggg 1620
uccccacuuu aauauguugc ugcagggggc guuguaacaa aaaggagaa caaguuggua 1680
ugucaagacc aggccuaaag ccugaccua caggaacauc aaaaucuaa guaagaucgc 1740
uuugaugua auaggcugga gccucggug ccaagcuuc ugccccuug gccucccccc 1800
agccccucc ccccuuccug caccguacc cccgugguu uugaaauag ucugaguggg 1860
cggc 1864

```

<210> SEQ ID NO 70

<211> LENGTH: 1653

<212> TYPE: RNA

<213> ORGANISM: Artificial Sequence

<220> FEATURE:

<223> OTHER INFORMATION: Synthetic Polynucleotide

<400> SEQUENCE: 70

```

augggucuca aggugaacgu cucugccgua uucauggcag uacuguuac ucuccaaca 60
cccgccgguc aaaucauug gggcaaucuc ucuaagauag ggguaugagg aauaggaagu 120
gcaagcuaca aaguauagc ucguuccagc caucauauc uagucuaaa auuaaugccc 180
aaauaacuc uccucaaua cugcacgagg guagagauug cagaauacag gagacuacia 240
agaacaguuu uggaaccaau uagggaugca cuuaaugcaa ugaccagaa cauaaggccc 300
guucagagcg uagcuucaag uaggagacac aagagauuug cgggagauug ccuggcaggu 360
gcgcccuag guguugccac agcugcucag auaacagccg gcauugcacu ucaccggucc 420
augcugaacu cucaggccau cgacaauucg agagcgagcc uggaaacuac uaauaggcca 480
auugaggcaa ucagacaagc agggcaggag augauuuug cuguucaggg uguccaagac 540
uacaucaua augagcugau accgucuaug aaccagcuau cuugugaucu aaucggucag 600
aagcucgggc ucaauuugcu uagauacuau acagaaaucc ugucauuuu uggccccagc 660
cuaccggacc ccauauucg ggagauauuc auccaggcuu ugaguuauug acuggagga 720
gauaucaua agguguuaga aaagcuogga uacaguggag gcauuuuacu aggcacuua 780
gagagcagag gaauaaaggc ucggauaacu cacgucgaca cagaguccua cuucauaguc 840
cucaguauag ccuauccgac gcugucogag auuaaggggg uguuuugca ccggcuagag 900
ggggucucgu acaacauagg cucucaagag ugguaacca cugugccca guauguugca 960
acccaagggg accuuauuc gaauuuugau gagucauau guacuuuau gccagagggg 1020
acugugugca gccaaaugc cuuugaaccg augaguccuc ugcuccaaga augccuccgg 1080
gguccacca aguccuguc ucguacacuc guaucgggu cuuuugggaa ccgguucuu 1140

```

-continued

uuuacacaag ggaaccuauu agccaauugu gcaucaauuc uuuguaagug uuacacaaca	1200
gguacgauua uuaaucaaga ccugacaag auccuaacau acauugcugc cgauccgugc	1260
ccgguagucg agggagaacgg cgugaccauc caagucggga gcaggaggua uccagacgcu	1320
guguacuugc acagaauga ccucgguccu cccauaucau uggagagguu ggacguaggg	1380
acaaaucugg ggaaugcaau ugccaaaug gaggaugcca aggaauguu ggaaucaucg	1440
gaccagauau ugagaaguau gaaagguua ucgagcacia gcuaugucua cauccugauu	1500
gcaguguguc uuggagguu gauagggauc cccacuuua uauugugugc cagggggcgu	1560
uguaacaaaa agggagaaca aguugguaug ucaagaccag gccuaaagcc ugaccuuaca	1620
ggaacaucaa aaucuaugu aagaucgcuu uga	1653

<210> SEQ ID NO 71

<211> LENGTH: 1925

<212> TYPE: RNA

<213> ORGANISM: Artificial Sequence

<220> FEATURE:

<223> OTHER INFORMATION: Synthetic Polynucleotide

<400> SEQUENCE: 71

ggggaauaa gagagaaag aagaguaaga agaaauaua gagccaccu gggucuaag	60
gugaacgucu cugccguuu cauggcagua cuguuaacuc uccaaacacc cgcgggucaa	120
auucauuggg gcaaucucuc uaagauaggg guaguaggaa uaggauguc aagcuacaaa	180
guuauagacuc guuccagcca ucauauuaa gucauaaaa uauugcccaa uauaacucuc	240
cucauaaacu gcacgagggg agagauugca gaaucacgga gacuacuaag aacaguuuug	300
gaaccaauua gggaugcacu uauugcaaug acccagaaca uaaggccggg ucagagcgua	360
gcuucaagua ggagacacaa gagauuugcg ggaguaguuc uggcaggugc ggccuaggu	420
guugccacag cugcucagau aacagccggc auugcacuuc accgguccau gcugaacucu	480
caggccaucg acaaucugag agcgagccug gaaacuacua aucaggcaau ugaggcauc	540
agacaagcag ggcaggagau gauauuggcu guucagggug uccaagcua caucauaau	600
gagcugauac cgucaugaa ccagcuauuc ugugaucuaa ucgugcagaa gcucggguc	660
aaauugcuua gauacuauac agaaauccug ucauuuuug gccccagccu acgggacccc	720
auaucugcgg agauaucuau ccaggcuuug aguuauagc uuggaggaga uaucauaag	780
guguuagaaa agcucggaua caguggaggc gaauuacuag gcaucuuaga gagcagagg	840
auaaaggcuc ggauaacuca cguccgacaca gaguccuacu ucauaguucc caguauagcc	900
uauccgacgc uguccgagau uaagggggug auuguccacc ggcuaagggg ggucucguac	960
aacauaggcu cucaagagug guauaccacu gggcccaagu auguugcaac ccaagggua	1020
cuuauucga auuuugauga gucaucaugu acuuuauugc cagaggggac ugugugcagc	1080
caaaaugccu uguaccgcu gaguccucug cuccaagaau gccuccgggg guccaccaag	1140
uccugugcuc guacacucgu auccgggucu uuugggaacc gguucauuuu aucacaaggg	1200
aaccuaauag ccaauuguc aucaauucuu uguuaguguu acacaacagg uacgaaauu	1260
aucaagacc cugacaagau ccuaacauac auugcugccg aucgcugccc gguagucgag	1320
gugaacggcg ugaccaucca agucgggagc aggagguauc cagaccgugu guacuugcac	1380
agaauugacc ucgguccucc cauaucuuug gagagguugg acguagggac aaaucugggg	1440
aaugcaauug ccaauugga ggaugccaag gaauuguuug aaucaucgga ccagauuuug	1500

-continued

agaaguauaga aagguuuuauac gaggcacuagc auagucuaca uccugauugc agugugucuu	1560
ggaggguuga uagggauccc cacuuuaaua uguugcugca gggggcguug uaacaaaaag	1620
ggagaacaag uugguauugc aagaccaggc cuaaagccug accuuacagg aacaucaaaa	1680
uccuauguaa gauccguuug augauaaauag gcuggagccu cgguggccaa gcuucuuugc	1740
ccuugggccu cccccagcc ccuccuccc uuccugcacc cguacccccg uggucuuuga	1800
auaaagucug aguggggcgc aaaaaaaaaa aaaaaaaaaa aaaaaaaaaa aaaaaaaaaa	1860
aaaaaaaaa aaaaaaaaaa aaaaaaaaaa aaaaaaaaaa aaaaaaaaaa aaaaaaaaaa	1920
ucuag	1925

<210> SEQ ID NO 72

<211> LENGTH: 1864

<212> TYPE: RNA

<213> ORGANISM: Artificial Sequence

<220> FEATURE:

<223> OTHER INFORMATION: Synthetic Polynucleotide

<400> SEQUENCE: 72

ucaagcuuuu ggaccuccgu acagaagcua auacgacuca cuauaggga auaagagaga	60
aaagaagagu aagaagaaau auaagagcca ccauggguu caaggugaac gucucugua	120
uaaucauggc aguacugua acucucaaa caccaccgg ucaaauccau uggggcauc	180
ucucuaagau aggggugua gggguaggaa gugcaagcua caaaguuau acucguucca	240
gccaucaauc auuagucua aaguuauugc ccauuuaac ucuccucaac aaugcaccga	300
ggguagggau ugcagaauac aggagacuac ugagaacagu ucuggaacca auuagagaug	360
cacuuauugc aaugaccag aauauaagac cggucagag uguagcuuca aguaggagac	420
acaagagauu ugccgggagu guccuggcag gugcggccu aggcguugcc acagcugcuc	480
aaauaacagc cgguuuugca cuucaccagu ccaugcugaa cucucaagcc aucgacauc	540
ugagagcgag ccuagaaacu acuaaucagg caauagggc aaucagacaa gcagggcagg	600
agaugauauu ggcugucag gguguccaag acucacuaa uauagagcug auaccgucua	660
ugaaucaacu aucuugauu uuaaucggcc agaagcuagg gcucuuuuug cucagauacu	720
auacagaaa ccugucuaaa uuuggccca gcuuacggga ccccauauu gcgagauau	780
cuauccaggc uuugagcuau ggcguuggag gagauauca uaggguuug gaaaagcucg	840
gauacagugg aggugaucua cugggcaucu uagagagcag aggaauaaag gcccgauaa	900
cucacgucga cacagagucc uacuucauug uacucaguau agccuauccg acgcuauccg	960
agauuaaggg ggugauugc cacccgcuag agggggucuc guacaacuaa ggcucuaag	1020
agugguauac cacuguccc aaguauguug caaccaagg guaccuuau ucgaauuuug	1080
augagucauc augcacuuuc augccagagg ggacugugug cagccagaau gccuuguaac	1140
cgaugagucc ucuguccaa gaauugcucc ggggguccac uaaguccugu gcucguacac	1200
ucguauccgg gcuuuucggg aaccgguaa uuuuaucaaa ggggaaccua auagccaauu	1260
gugcaucaau ccuuugcaag uguuacacaa caggaacaau cauuaucaaa gaccucgaca	1320
agauccuaac auacauugcu gccgaucacu gcccguggu cgaggugaau ggcgugacca	1380
uccaagucgg gagcaggagg uaaccggagc cuguguaucu gcacaggauu gaccucgguc	1440
cucccauauc uuuggagagg uuggacguag ggacaaauu ggggaauuca auugcuaagu	1500
uggaggauuc caaggaauug uuggagucuu cggaccagau auuggaggau augaaagguu	1560
uauagagcac uaguauaguu uacauccuga uugcagugug ucuuggagga uugauagga	1620

-continued

```

uccccgcuuu aauauguugc ugcagggggc guuguaacaa gaagggagaa caaguuggua 1680
ugucaagacc aggccuaaag ccugaucuaa caggaacauc aaaauccuau guaaggucac 1740
ucugaugaua auaggcugga gccucggugg ccaagcuucu ugccccuugg gccucccccc 1800
agccccuccu ccccuuccug caccguacc cccguggucu uugaauaaag ucugaguggg 1860
cggc 1864

```

```

<210> SEQ ID NO 73
<211> LENGTH: 1653
<212> TYPE: RNA
<213> ORGANISM: Artificial Sequence
<220> FEATURE:
<223> OTHER INFORMATION: Synthetic Polynucleotide

```

```

<400> SEQUENCE: 73
augggucuca aggugaacgu cucugucuaa uucauggcag uacuguaaac ucuucaaaaca 60
cccaccgguc aaauccauug gggcaaucuc ucuaagauag gggugguagg gguaggaagu 120
gcaagcuaca aaguuaugac ucguuccagc caucaaucau uagucuaaaa guuaaugccc 180
aaauaaacuc uccucaacaa uugcaccgag guagggauug cagaauacag gagacuacug 240
agaacaguuc uggaaccaau uagagaugca cuuaaugcaa ugaccagaa uauaagaccg 300
guucagagug uagcuucaag uaggagacac aagagauuug cgggaguugu ccuggcaggu 360
gcgcccuag gcuugccac agcugcucaa auaacagccg guauugcacu ucaccagucc 420
augcugaacu cucaagccau cgacaauucg agagcgagcc uagaaacuac uaauccaggca 480
auugaggcaa ucagacaagc agggcaggag augauuuugg cuguucaggg uguccaagac 540
uacaucauaa augagcugau accgucuaug aaucacuau cuugugauuu aaucggccag 600
aagcuagggc ucauuugcu cagauacuau acagaaaucc ugucauuuu ugccccagc 660
uuaccgggacc ccauauucg ggagauauu auccaggcuu ugagcuauug gcuuaggagga 720
gauaucauaa agguuuugga aaagcuugga uacaguggag gugaucuacu gggcaucuaa 780
gagagcagag gaauaaaggc ccggauaacu cacgucgaca cagaguccua cuucauugua 840
cucaguauag ccuauccgac gcuauccgag auuaaggggg ugauugucca ccggcuagag 900
ggggucucgu acaacauagg cucucaagag ugguaaucca cugugccca guauguugca 960
acccaagggg accuuauucg gaauuuugau gagucauau gcacuuuau gccagagggg 1020
acugugugca gccagaauug cuuguacccg augaguccuc ugcuccaaga augccuccgg 1080
ggguccacua aguccugugc ucguacacuc guaucgggu cuuucgggaa ccgguucauu 1140
uuaucacagg ggaaccuau agccaauugu gcaucaaucc uuugcaagug uuacacaaca 1200
ggaacaauca uuaaucaaga ccugacaag auccuaacau acauugcugc cgaucacugc 1260
ccgguggucg aggugaauug cgugaccauc caagucggga gcaggaggua uccggacgcu 1320
guguacuugc acaggauuga ccucgguccu cccauaucuu ugagagguu ggacguaggg 1380
acaaauucgg ggaauccaau ugcuaaguug gaggaugcca aggaauuguu ggagucaucg 1440
gaccagauau ugaggaguau gaaagguua ucgagcacua guauaguua cauccugauu 1500
gcaguguguc uuggaggauu gauagggauc cccguuuua uauguugcug cagggggcgu 1560
uguaacaaga agggagaaca aguugguau ucaagaccag gccuaagcc ugaucuuaca 1620
ggaacaucaa aauccuauu aaggucacuc uga 1653

```

```

<210> SEQ ID NO 74

```

-continued

```

<211> LENGTH: 1925
<212> TYPE: RNA
<213> ORGANISM: Artificial Sequence
<220> FEATURE:
<223> OTHER INFORMATION: Synthetic Polynucleotide

<400> SEQUENCE: 74
ggggaauuaa gagagaaaag aagaguaga agaaauuaa gagccaccau gggucucaag      60
gugaacgucu cugucauuuu cauggcagua cuguuaacuc ucaaacacacc caccggucuaa    120
auccaauuggg gcaaucucuc uaagauaggg gugguagggg uaggaagugc aagcuacaaa    180
guuaugacuc guuccagcca ucaaucauuu gucauaaagu uaaugcccaa uuaaacucuc     240
cucaacaauu gcacgagggg agggauugca gaauacagga gacuacugag aacaguucug     300
gaaccaauua gagaugcacu uaaugcaaug acccagaaua uaagaccggg ucagagugua     360
gcuucaagua ggagacacaa gagauuugcg ggaguugucc uggcaggugc ggcccuaggc     420
guugccacag cugcucaauu aacagccggg auugcacuuc accaguccau gcugaacuc     480
caagccaucg acaaucugag agcggagccu gaaacuacua aucaggcaau ugaggcaauc     540
agacaagcag ggcaggagau gauauuggcu guucagggug uccaagacua caucaauuu     600
gagcugauac cgucuaugaa ucaacuauuc ugugauuuua ucggccagaa gcuaagggcuc     660
aaauugcuca gauacuauac agaaaucucg ucauuuuuug gcccagcuu acgggacccc     720
auaucugcgg agauaucuau ccaggcuuug agcuauugcg uuggaggaga uaucaauaag     780
guguuggaaa agcucggaua caguggaggu gacuacugcg gcaucuuaga gagcagagga     840
auaaaggccc ggauaacuca cgucgacaca gaguccuacu ucauuguacu caguauagcc     900
uauccgacgc uauccgagau uaagggggug auuguccacc ggcuaagagg ggucucguac     960
aacauaggcu cucaagagug guauaccacu guggccaagu auguugcaac ccaaggguae    1020
cuuauucgca auuuugauga gucaucaugc acuuucaugc cagaggggac ugugugcagc    1080
cagaauccu uguaccgagau gaguccucug cuccaagaau gccuccgggg guccacuaag    1140
uccugugcuc guacacucgu auccggguc uucgggaacc gguucauuuu aucacagggg    1200
aaccuaauag ccaauugugc aucaauccuu ugcaaguguu acacaacagg aacaaucauu    1260
aaucaagacc cugacaagau ccuaacauac auugcugccg aucacugccc gguggucgag    1320
gugaauuggc ugaccaucca agucggggagc aggagguauc cggacgcugu guacuugcac    1380
aggauugacc ucgguccucc cauaucuuug gagagguugg acguagggac aaauucgggg    1440
aaugcauuug cuaaguugga ggaugccaag gaauguugg agucaucgga ccagauuuug    1500
aggaguaua aagguuuuac gagcacuagu auaguuuaca uccugauugc agugugucuu    1560
ggaggaaua uagggauccc cguuuuaua uguugcugca gggggcguug uaacaagaag    1620
ggagaacaag uugguauugc aagaccaggc cuaaagccug aucuuacagg aacaucuaaa    1680
uccuauguaa ggucacucug augauuuuag gcuggagccu cgguggccaa gcuuuuugcc    1740
ccuugggcu cccccagcc ccuuccccc uuccugcacc cguacccccg uggucuuuga    1800
auaaagucug agugggccc aaaaaaaaa aaaaaaaaa aaaaaaaaa aaaaaaaaa    1860
aaaaaaaaa aaaaaaaaa aaaaaaaaa aaaaaaaaa aaaaaaaaa aaaaaaaaa    1920
ucuag                                          1925

```

```

<210> SEQ ID NO 75
<211> LENGTH: 2065
<212> TYPE: RNA
<213> ORGANISM: Artificial Sequence

```

-continued

<220> FEATURE:

<223> OTHER INFORMATION: Synthetic Polynucleotide

<400> SEQUENCE: 75

```

ucaagcuuuu ggaccucgu acagaagcua auacgacuca cuauaggga auaagagaga      60
aaagaagagu aagaagaaau auaagagcca ccaugucacc gcaacgagac cggauaaaug     120
ccuucuacaa agauaacccu uauccaagg gaaguaggau aguuauaac agagaacauc      180
uuaugauuga cagaccuau guucugcugc cuguucuguu cgucauguuu cugagcuuga     240
ucggauugcu ggcaauugca ggcuuuagac uucaucgggc agccaucuac accgcggaga     300
uccauaaaag ccucaguacc aaucuggaug ugacuaacuc caucgagcau caggucaagg     360
acgugcugac accacucuuu aaaaucaucg gggaugaagu gggccugaga acaccucaga     420
gauucacuga ccuagugaaa uucaucucgg acaagauuaa auuccuuaa cggauaggg      480
aguacgacuu cagagaucuc acuuggugca ucaacccgcc agagaggauc aaacuagauu     540
augaucaaua cugugcagau guggcugcug aagagcucou gaaugcauug gugaacuaa     600
cucuacugga gaccagaaca accacucagu uccuagcugu cucaaagga aacugcucag     660
ggcccacucac aaucagaggu caauucuaa acaugucgcu guccuuguuu gacuuguacu     720
uaggucgagg uuacaauug ucaucuaug ucacuaugac aucccaggga auguaugggg      780
gaaccuaccu aguugaaaag ccuaaucuga acagcaaagg gucagaguug ucacaacuga     840
gcauguaccg aguuuuuga guagguguga ucagaaacc ggguuugggg gcuccggugu     900
uccauaugac aaacuauuuu gagcaaccag ucaguaaugg ucucggcaac uguauggugg     960
cuuuuggggg gcucaaaacuc gcagccuuu gucacgggga cgauucuauc auaaaucccu    1020
aucagggauc agggaaaggu gucagcuucc agcucgucua gcuggguguc uggaauccc     1080
caaccgacau gcaauccugg gucccccuaa caacggauga uccaguggua gacaggcuuu     1140
accucucauc ucacagaggu gucaucgcug acaaucaagc aaaaugggcu gucccgaaa     1200
cacgaacaga ugacaaguug cgaauaggaga caugcuucca gcaggcgugu aaagguaaaa     1260
uccaagcacu cugcgagaau cccgaguggg uaccauugaa ggauaacagg auuccuucu     1320
acggggguccu gucuguugau cugagucuga cgguugagcu uaaaaucua auugcuucgg     1380
gauucgggcc auugaucaca cacggcucag ggauggaccu auacaaaucc aacugcaaca     1440
auguguauug gcugacuaau ccgccaauga gaaaucuagc cuuaggcgua aucaacacau     1500
uggaguggau accgagauuc aagguuaguc ccaaccucu cacugucca auuaagggaag     1560
caggcgaaga cugccaugcc ccaacauacc uaccugcgga gguggacggu gauguaaac     1620
ucaguuccaa ccuggugauu cuaccugguc aagaucucca auauguuuug gcaaccuacg     1680
auaccuccag gguugagcau gcugugguuu auuacguuaa cagccaagc cgcucauuuu     1740
cuuacuuuuu uccuuuuagg uugccuaaa aggggguccc auucgaauc caaguggaau     1800
gcuucacaug ggaucaaaaa cucuggugcc gucacuucug ugugcuugcg gacucagaau     1860
ccgguggacu uaucacucac ucugggauug ugggcauggg agucagcugc acagcuacc     1920
gggaagauug aaccaaucgc agauaaugau aauaggcugc agccucggug gccaaagcuu     1980
uugcccuug ggcuccccc cagcccccucc ucccuuccu gcacccguac ccccgugguc     2040
uuugaauaaa gucugagugg gcggc                                         2065

```

<210> SEQ ID NO 76

<211> LENGTH: 1854

<212> TYPE: RNA

-continued

```

<213> ORGANISM: Artificial Sequence
<220> FEATURE:
<223> OTHER INFORMATION: Synthetic Polynucleotide

<400> SEQUENCE: 76
augucaccgc aacgagaccg gauaaaugcc uucuacaaaag auaaccuuu ucccaagggg 60
aguaggauag uuauuaacag agaacaucuu augauugaca gaccuauugu ucugcuggcu 120
guucuguuug ucauguuuuu gagcuugauc ggauugcugg caauugcagg cauuagacuu 180
caucgggcag ccaucuaacac cgcgggagauc cauaaaagcc ucaguaccaa ucuggaugug 240
acuaacucca ucgagcauca ggucaaggac gugcugacac cacucuuaa aaucucggg 300
gaugaagugg gccugagaac accucagaga uucacugacc uagugaaau caucucggac 360
aagauuaaa uccuuaucc ggauagggag uacgacuua gagaucucac uuggugcauc 420
aaccgccag agaggaucaa acuagauuu gaucaauacu gugcagaugu ggcugcugaa 480
gagcucauga augcauuggu gaacucaacu cuacuggaga ccagaacaac cacucaguuc 540
cuagcugucu caaagggaaa cugcucaggg cccacuacaa ucagagguca auucuaaac 600
augucgcugu ccuuguugga cuuguacuua ggucgagguu acaauguguc aucuauaguc 660
acuaugacau cccagggaa guauggggga accuaccuag uugaaaagcc uaaucugaac 720
agcaagggg cagaguuguc acaacugagc auguaccgag uguuugaagu aggugugauc 780
agaaaccgg guuugggggc uccgguguuc cauaugacaa acuauuuga gcaaccguc 840
aguauugguc ucggaacug uaugguggcu uggggggagc ucaaacucgc agccuuugu 900
cacgggagc auucuaucuu auuuccuau cagggaucag ggaagggugu cagcuuccag 960
cucgucaagc ugggugucug gaaauccca accgacaugc aaucugggu cccuuauca 1020
acggaugauc cagugguaga caggcuuac cucucaucuc acagaggugu caucgcugac 1080
aaucagcaa auugggcugu cccgacaaca cgaacagaug acaaguugcg auaggagaca 1140
ugcuuccagc aggcguguaa agguaaaauc caagcacucu gcgagaaucc cgagugggua 1200
ccauugaagg auaacaggau uccuucuuac gggguccugu cuguugaucu gagucugacg 1260
guugagcuua aaaucaaaau ugcuucggga uucgggccau ugauacaca cggcucaggg 1320
auggaccuau acaaaucua cugcaacaau guguauggc ugacuauucc gccaaugaga 1380
aaucuaagcc uaggcguaau caacacauug gaguggauac cgagauucaa gguuagucc 1440
aaccucuua cugucccau uaaggaagca ggcgaagacu gccaugcccc aacauaccua 1500
ccugcggagg uggacgguga ugucaaacuc aguuccaacc uggugauucu accuggucaa 1560
gaucuccaau auguuuuggc aaccuaogau accuccaggg uugagcaugc ugugguuuu 1620
uacguuuaca gcccaagccg cucuuuuuu uacuuuuuu cuuuuagguu gccuauaaag 1680
ggggucccaa ucgaacuaca aguggaaucc uucacauggg aucaaaaacu cuggugccgu 1740
cacuucugug ugcuuugcga cucagaaucc gguggacuua ucacucacuc ugggauggug 1800
ggcaugggag ucagcugcac agcuaccggg gaagauggaa ccaaucgcag auaa 1854

```

```

<210> SEQ ID NO 77
<211> LENGTH: 2126
<212> TYPE: RNA
<213> ORGANISM: Artificial Sequence
<220> FEATURE:
<223> OTHER INFORMATION: Synthetic Polynucleotide

```

```

<400> SEQUENCE: 77
ggggaauua gagagaaaag aagaguaaga agaaauuaa gagccaccu gucaccgcaa 60

```

-continued

cgagaccgga uaaaugccuu cuacaaagau aaccuuuau ccaagggag uaggauagu	120
auaacagag acaucuuau gauugacaga cccuauguuc ugcuggcugu ucuguucguc	180
auguuucuga gcuugaucgg auugcuggca auugcaggca uuagacuca ucgggcagcc	240
aucuacaccg cggagaucca uaaaagccuc aguaccaauc uggaugugac uaacuccauc	300
gagcaucagg ucaaggacgu gcugacacca cucuuuaaaa ucaucgggga ugaagugggc	360
cugagaacac cucagagauu cacugaccua gugaaaauca ucucggacaa gauuaaauc	420
cuuaauccgg auagggagua cgacuucaga gaucucacuu ggugcaucaa cccgccagag	480
aggaucaaac uagauuauga ucaauacugu gcagaugugg cugcugaaga gcucaugaau	540
gcauugguga acucaacucu acuggagacc agaacaacca cucaguuccu agcugucua	600
aagggaacu gcucagggcc cacuacauc agaggucau ucucacacau gucgcugucc	660
uuguuggacu uguacuagg ucgagguuac aaugugucou cuauagucac uaugacauc	720
cagggaugu augggggaac cuaccuaguu gaaaagccua aucugaacag caaaggguca	780
gaguugucac aacugagcau guaccgagug uuugaaguag gugugaucag aaaccgggu	840
uuggggguc cgguguuca uaugacaaac uuuuugagc aaccagucag uaauggucuc	900
ggcaacugua ugguggcuuu gggggagcuc aaacucgag cccuuugua cggggacgau	960
ucuaucuaaa uucccuauca gggauccagg aaaggugua gcuccagcu cgucaagcug	1020
ggugucugga aaucaccaac cgacaugcaa uccugggucc ccuuaucaac ggaugauca	1080
gugguagaca ggcuuuccu cucaucucac agaggugua ucgucgacaa ucaagcaaaa	1140
ugggcugucc cgacaacacg aacagaugac aaguugcgaa uggagacaug cuuccagcag	1200
gcguguaaag guaaaaucaa agcacucugc gagaaucccg aguggguacc auugaaggau	1260
aacaggauuc cuucauacgg gguccugucu guugaucuga gucugacggg uagcuuaaa	1320
aucaaaaauug cuucgggguu cgggccauug aucacacacg gcucagggau ggaccuauac	1380
aaauccaacu gcaacaauug guauuggcug acuaauccgc caaugagaaa ucuaagccuaa	1440
ggcguaauca acacauugga guggauaccg agauucaagg uuaguccaa ccucuucacu	1500
gucccauuu aggaagcagg cgaagacugc caugcccaa cauaccuacc ugcggaggug	1560
gacggugaug ucaaacucag uucaaccug gugauucuc cuggucaaga ucuccaaau	1620
guuuuggcaa ccuacgauac cuccaggggu gagcaugcug ugguuuuuu cguuuacagc	1680
ccaagccgcu cauuuuuuu cuuuuauccu uuugguugc cuuaaaaggg ggucccauc	1740
gaacuacaag uggaugcuu cacauggau caaaaacucu ggugccguca cuucugugug	1800
cuugcggacu cagaauccgg uggacuuauc acucacucug ggaugguggg caugggaguc	1860
agcugcagc cuaccggga agauggaacc aaucgcagau aaugauaaua ggcuggagcc	1920
ucgguggcca agcuucugc cccuugggcc ucccccagc cccuccucc cuuccugcac	1980
ccguaccccc guggucuuug aauaaagucu gagugggagg caaaaaaaaa aaaaaaaaa	2040
aaaaaaaaa aaaaaaaaa aaaaaaaaa aaaaaaaaa aaaaaaaaa aaaaaaaaa	2100
aaaaaaaaa aaaaaaaaa aucuag	2126

<210> SEQ ID NO 78

<211> LENGTH: 2065

<212> TYPE: RNA

<213> ORGANISM: Artificial Sequence

<220> FEATURE:

<223> OTHER INFORMATION: Synthetic Polynucleotide

-continued

<400> SEQUENCE: 78

ucaagcuuuu ggaccucgu acagaagcua auacgacuca cuauaggga auaagagaga	60
aaagaagagu aagaagaaau auaagagcca ccaugucacc acaacgagac cggauaaaug	120
ccuucuaaca agacaacccc cauccuaagg gaaguaggau aguuuuuac agagaacauc	180
uuauugauuga uagaccuuau guuuugcugg cuguucuuuu cgucauguuu cugagcuuga	240
ucggguugcu agccauugca ggcuuuagac uucaucgggc agccaucuac accgcagaga	300
uccauaaaag ccucagcacc aaucuggaug uacuaacuc aaucgagcau cagguuuagg	360
acgugcugac accacucuc aagaucucg gugaugaagu gggcuugagg acaccucaga	420
gauucacuga ccuagugaag uucaucucug acaaguuua auuccuuuu cgggacaggg	480
aaucgacuu cagagaucuc acuuggugua ucaacccgcc agagagaauc aaauuggauu	540
augaucaaua cugugcagau guggcugcug aagaacucau gaugcauug gugaacucua	600
cucuacugga gaccagggca accaaucagu uccuagcugu cucaaaggga aacugcucag	660
ggcccacuc aaucagagge caauucuaa acaugucgu gucccuugug gacuuguuuu	720
uaagucgagg uuacaauug ucaucuaug ucacuaugac aucccaggga auguacgggg	780
gaacuuaacc aguggaaaag ccuaaucuga gcagcaaagg gucagaguug ucacaacuga	840
gcaugcaccg aguuuuuga guaggugua ucagaaaucc ggguuugggg gcuccgguau	900
uccauaugac aaacuaucuu gagcaaccag ucaguuuuga uuucagcaac ugcauggugg	960
cuuuugggga gcucaaguuc gcagccucuc gucacaggga agauucuauc acauuuccu	1020
aucagggauc agggaaaggu gucagcuucc agcuuguaa gcuagguguc uggaauucc	1080
caaccgacau gcaauccugg gucccccua caacggauga uccagugua gacaggcuuu	1140
accucucuc ucacagagge guuaucguc acaucaagc aaaauugggu gucccgaca	1200
cacggacaga ugacaaguug cgaauaggaga caugcuucca gcaggcgugu aaggguaaaa	1260
uccaagcacu uugcgagaau cccgagugga caccuugaa ggauaacagg auuccuuc	1320
acggggucuu gucguugau cugagucuga caguugagcu uaaaaucua auuguuucag	1380
gauucgggce auugaucaca cacgguucag ggauggaccu auacaaaucc aaccacaaca	1440
auauguauug gcugacuauc ccgccaauga agaaccuggc cuuaggugua aucaacacu	1500
uggaguggau accgagauuc aagguuaguc ccaaccucuu cacuguucca auuaaggaag	1560
caggcgagga cugccaugcc ccaacauacc uaccugcggg gguggauggu gaugucaaac	1620
ucaguuccaa ucuggugauu cuaccugguc aagaucucca auauguucug gcaaccuacg	1680
auacuuccag aguugaacau gcuguaguuu auuacguuuu cagcccaagc cgcucuuuu	1740
cuuacuuuuu uccuuuuagg uugccuguaa ggggggucce cauugaauu caaguggau	1800
gcuuacauug ggacaaaaa cucuggugcc gucacuucug ugugcuugcg gacucagaau	1860
cugggugaca uaucacucac ucugggaggg ugggcauggg agucagcugc acagccacuc	1920
gggaagaggg aaccagccgc agauugauu auuaggcugg agccucggug gccaaagcuuc	1980
uugcccuug ggcuccccc cagcccccuc ucccuuccu gcacccguac ccccgugguc	2040
uuugaauaaa gucugagugg gcggc	2065

<210> SEQ ID NO 79

<211> LENGTH: 1854

<212> TYPE: RNA

<213> ORGANISM: Artificial Sequence

<220> FEATURE:

<223> OTHER INFORMATION: Synthetic Polynucleotide

-continued

<400> SEQUENCE: 79

```

augucaccac aacgagaccg gauaaaugcc uucuaaaaag acaaccccca uccuaagggg 60
aguaggauag uuauuaacag agaacaucuu augauugaua gaccuuuagu uuugcuggcu 120
guucuaauucg ucauguuucu gagcuugauc gggugcuag ccuugcagg cauugacuu 180
caucgggcag ccaucuaacac cgcagagauc cauaaaagcc ucagcaccaa ucuggaugua 240
acuaacucua ucgagcauca gguuaaggac gugcugacac cacucuuaa gaucaucggu 300
gaugaagugg gcuugaggac accucagaga uucacugacc uagugaaguu caucucugac 360
aagauuuuuu uccuuuaucc ggacagggaa uacgacuua gagaucucac uuggguguuc 420
aaccgccag agagaaucaa auuggauuu gaucaauacu gugcagaugu ggucugcuaa 480
gaacucauga augcauuggu gaacucaacu cuacuggaga ccaggccaac caaucaguuc 540
cuagcugucu caaagggaaa cugcucaggc cccacuacaa ucagaggcca auucuaaac 600
augucgcugu cccuguuuga cuuguuuua agucgagguu acaauguguc aucuauaguc 660
acuaugacau cccagggauu guacggggga acuuaccuag uggaaaagcc uaaucugagc 720
agcaaagggg cagaguuguc acaacugagc augcaccgag uguuugaagu agguguuuuc 780
agaaauccgg guuugggggc uccgguuuuc cauaugacaa acuaucuuuga gcaaccaguc 840
aguauuguuu ucagcaacug caugguggcu uugggggagc ucaaguucgc agcccucugu 900
cacagggaag auucuaucac aaaucccuau cagggaucag gaaaggugu cagcuuccag 960
cuugucaagc uaggugucug gaaaucccca accgacaugc aaucugggc ccccuauca 1020
acggauaguc cagugauaga caggcuuuac cucucaucuc acagaggcgu uaucgucagc 1080
aaucagcaa aaugggcugu cccgacaaca cggacagaug acaaguugcg aauggagaca 1140
ugcuuccagc aggcguguaa ggguaaaauc caagcacuuu gcgagaaucc cgaguggaca 1200
ccauugaagg auaacaggau uccuucuuac ggggucuugu cuguugaucu gagucugaca 1260
guugagcuua aaaucaaaau uguuucagga uucgggccau ugauacaca cgguucaggg 1320
auggaccuau acaaaucuaa ccacaacaau auguauuggc ugacuauccc gccaaugaag 1380
aaccuggccu uagguguaau caacacauug gaguggauac cgagauuca gguuaguccc 1440
aaccucuua cuguuccaau uaaggaagca ggcgaggacu gccaugcccc aacauaccua 1500
ccugcggagg uggauugga ugucaaacuc aguuccauc uggugauucu accuggucaa 1560
gaucuccaau auguucuggc aaccuacgau acuuccagag uugaaacugc uguaguuuau 1620
uacguuuaca gcccaagccg cucuuuuuc uacuuuuuc cuuuuagguu gccuguaagg 1680
gggucacca uugaauuaca aguggaagc uucacauggg accaaaaacu cuggugccgu 1740
cacuucugug ugcuuaggga cucagaauuc gguggacaua ucacucacuc ugggauggug 1800
ggcaugggag ucagcugcac agccacucgg gaagauggaa ccagccgag auag 1854

```

<210> SEQ ID NO 80

<211> LENGTH: 2126

<212> TYPE: RNA

<213> ORGANISM: Artificial Sequence

<220> FEATURE:

<223> OTHER INFORMATION: Synthetic Polynucleotide

<400> SEQUENCE: 80

```

ggggaaauaa gagagaaaag aagaguaaga agaaauuaa gagccaccu gucaccacaa 60
cgagaccgga uaaaugccuu cuacaaagac aacccccauc cuaagggag uaggauugu 120

```

-continued

auuaacagag aacaucuuau gauugauaga ccuuauuuu ugcuggcugu ucuaucguc	180
auguuucuga gcuugaucgg guugcuagcc auugcaggca uuagacuca ucgggcagcc	240
aucuacaccg cagagaucca uaaaagccuc agcaccuuc uggauguaac uaacucauuc	300
gagcaucagg uuaaggacgu gcugacacca cucuucaaga ucaucgguga ugaagugggc	360
uugaggacac cucagagauu cacugaccua gugaaguca ucucugacaa gauuaaauc	420
cuuaauccgg acagggaaau cgacuucaga gaucucacu gguguaucua cccgccagag	480
agaaucaauu uggauuauga ucaauacugu gcagaugugg cugcugaaga acucaugaau	540
gcauugguga acucaacucu acuggagacc agggcaacca aucaguuccu agcugucua	600
aagggaauu gcucagggcc cacuacaauc agaggccaau ucuaaaacu gucgcugucc	660
cuguuggacu uguuuuaag ucgagguuac aaugugucu cuauagucac uaugacauc	720
cagggaauu acgggggaaac uuaccuagug gaaaagccua aucugagcag caaaggguca	780
gaguugucac aacugagcau gcaccgagug uuugaaguag guguuuacag aaaucgggu	840
uuggggguc cgguaaucca uaugacaaac uaucuugagc aaccagucag uaugauuuc	900
agcaacugca ugguggcuuu gggggagcuc aaguucgag cccucugua cagggaagau	960
ucuaucacaa uucccuauca gggauccagg aaaggugua gcuccagcu ugucaagcu	1020
ggugucugga aaucaccaac cgacaugcaa uccugggucc ccuaucac ggaugauca	1080
gugauagaca ggcuuuaccu cucaucucac agaggcgua ucgcugacaa ucaagcaaaa	1140
ugggcugucc cgacaacacg gacagaugac aaguugcgaa uggagacaug cuuccagcag	1200
gcguguaagg guaaaaucca agcacuuugc gagaaucccg aguggacacc auugaaggau	1260
aacaggauuc cuucauacgg ggucucugcu guugaucuga gucugacagu ugagcuuaa	1320
aucaaaaauu uuucaggauu cgggccauug aucacacacg guucaggguu ggaccuauc	1380
aaauccaacc acaacaauu guauuggcug acuaucgcc caaugaagaa ccuggccua	1440
gguguaauca acacauugga guggauaccg agauucaagg uuaguccaa ccucucacu	1500
guuccaauu aggaagcagg cgaggacugc caugcccaa cauaccuacc ugcggaggug	1560
gauggugaug ucaaacucag uuccaucug gugauucuc cuggucaaga ucuccaauu	1620
guucggcaa ccuacgauac uuccagaguu gaacaugcug uaguuuaua cguuuacagc	1680
ccaagccgcu cauuuuuuu cuuuuauccu uuuggguugc cuguaagggg ggucuccau	1740
gaauucaag uggauugcuu cacauuggac caaaaacucu ggugccguca cuucugugug	1800
cuugcggacu cagaauucgg uggacauauc acucacucug ggaugguggg caugggaguc	1860
agcugcacag ccacucggga agauggaacc agccgcagau agugauaaua ggcuggagcc	1920
ucgguggcca agcuucugc ccuugggccc ucccccagc cccuccucc cuuccugcac	1980
ccguaccccc guggucuuug aauaaagucu gagugggagg caaaaaaaaa aaaaaaaaa	2040
aaaaaaaaa aaaaaaaaaa aaaaaaaaaa aaaaaaaaaa aaaaaaaaaa aaaaaaaaa	2100
aaaaaaaaa aaaaaaaaaa aucuag	2126

<210> SEQ ID NO 81
 <211> LENGTH: 1729
 <212> TYPE: RNA
 <213> ORGANISM: Artificial Sequence
 <220> FEATURE:
 <223> OTHER INFORMATION: Synthetic Polynucleotide

 <400> SEQUENCE: 81

ucaagcuuuu ggaccucgu acagaagcu auaccgacu cuauaggga auaagagaga 60

-continued

```

aaagaagagu aagaagaaau auaagagcca ccauggcaca agucauuauu acaaacagcc 120
ugucgcuguu gacccagaau aaccugaaca aaucccaguc cgcacugggc acugcuaucg 180
agcguuuguc uuccggucug cguaucaaca gcgcgaaaga cgaugcggca ggacaggcga 240
uugcuaacgg uuuuaccgcg aacaucaaaag gucugacuca ggcuucccg uacgcuaacg 300
acgguaucuc cauugcgcag accacugaag gcgcgugaa cgaaaaucaac aacaaccugc 360
agcgugugcg ugaacuggcg guucagucug cgaauugguac uaacucccag ucugaccucg 420
acuccaucca ggcugaaauc acccagcgcc ugaacgaaau cgaccgugua uccggccaga 480
cucaguucua cggcgugaaa guccuggcgc aggacaacac ccugaccauc cagguuggug 540
ccaacgacgg ugaaacuauc gauauugauu uaaaagaaau cagcucuaaa acacugggac 600
uugauaagcu uaauguccaa gaugccuaca ccccgaaga aacugcugua accguugaua 660
aaacuaccua uaaaauggu acagauccua uuacagccca gagcauacu gauauccaaa 720
cugcaauugg cgguggugca acggggguua cuggggcuga uaucauuuu aaagaugguc 780
aaacuauuuu agauguuaaa ggcggugcuu cugcuguguu uuauaaagcc acuuauaug 840
aaacuacaaa gaaaguuauu auugauacga cugauaaaac uccguuggca acugcggaag 900
cuacagcuau ucggggaacg gccacuaua cccacaacca aaugcugaa guaacaaaag 960
aggguguuga uacgaccaca guugcggcuc aacuugcuc agcagggguu acuggcggcg 1020
auaaggacaa uacuagccuu guaaaaauu cguuugagga uaaaaacgg uagguuuuug 1080
augguggcua ugcagugaaa augggcgacg auuucuaugc cgcuaauau gaugagaaaa 1140
caggugcaau uacugcuaaa accacuacuu auacagauug uacuggcguu gcuaaacug 1200
gagcugugaa auuugguggc gcaauuggua aaucugaagu uguuacugcu accgauggua 1260
agacuuaucu agcaagcgc cuugacaaac auaacuucag aacagggcgu gagcuuaaag 1320
agguuaauac agauaagacu gaaaaccac ugcagaaaau ugaugcugcc uuggcacagg 1380
uugauacacu ucguucugac cugggugcgg uucagaaccg uuucaacucc gcuaucacca 1440
accugggcaa uaccguaaa aaccugucuu cugcccguag ccguaucgaa gauuccgacu 1500
acgcaaccga agucuccaac augcucgcg cgcagauucu gcagcaggcc gguaccuccg 1560
uucuggcgca ggcgaaccag guuccgaaa acguccucuc uuucacugcu ugauauagg 1620
cuggagccuc gguggccaug cuucugccc cuugggccuc ccccagccc cuccucccu 1680
uccugcacc guacccccgu ggucuuugaa uaaagucuga guggggcgc 1720

```

<210> SEQ ID NO 82

<211> LENGTH: 1518

<212> TYPE: RNA

<213> ORGANISM: Artificial Sequence

<220> FEATURE:

<223> OTHER INFORMATION: Synthetic Polynucleotide

<400> SEQUENCE: 82

```

auggcacaag ucauuuuuac aaacagccug ucgcuuuga cccagaauaa ccugaacaaa 60
uuccaguccg cacugggcac ugcuauagag cguuugucuu ccggucugcg uaucaacagc 120
gcgaaagacg augcggcagg acagggcgaau gcuaaccguu uuaccgagaa caucuaaggu 180
cugacucagg cuucccguaa cgcuaacgac gguaucucca uugcgcagac cacugaaggc 240
gcgcugaacg aaaucaacaa caaccugcag cgugugcgug aacuggcgg uacugucugc 300
aaugguacua acucccaguc ugaccucgac uccaucagg cugaaauac ccagcggcug 360

```

-continued

aacgaaaucg accguguauc cggccagacu caguucaacg gcgugaaagu ccuggcgcag	420
gacaacaccc ugaccaucca gguuggugcc aacgacggug aaacuauca uauugauuu	480
aaagaaauca gcucuaaaac acugggacuu gaaagcuua auguccaaga ugccuacacc	540
ccgaaagaaa cugcuguaac cguugauaaa acuaccuaua aaaaugguac agauccuauu	600
acagcccaga gcaauacuga uauccaaacu gcaauuggcg guggugcaac ggggguuacu	660
ggggcugaua ucaaaauuaa agauggucaa uacuauuuag auguuuaagg cggugcuucu	720
gcugguguuu auaaagccac uuaugaugaa acuacaaaga aaguuauuu ugauacgacu	780
gaaaaaacuc cguuggcaac ugcggaagcu acagcuauuc ggggaacggc cacuaaacc	840
cacaacaaaa uugcugaagu aacaaaagag gguguugaua cgaccacagu ugcggcucaa	900
cuugcugcag cagggguuac uggcgcccgu aaggacaaua cuagccuugu aaaacuaucg	960
uuugaggaua aaaacgguaa gguuuuugau gguggcuauug cagugaaaau gggcgacgau	1020
uucuauccg cuacauauga ugagaaaaca ggugcauuu cugcuaaaa cacuacuau	1080
acagauggua cuggcguugc ucaaacugga gcugugaaau uuggugggcg aauugguaaa	1140
ucugaaguug uauacugcuac cgaugguaag acuuacuauug caagcgaccu ugacaaacau	1200
aacuucagaa cagggcguga gcuaaaagag guuaauacag auaagacuga aaaccacug	1260
cagaaaauug augcugccuu ggcacagguu gauacacuuc guucugaccu gggugcgguu	1320
cagaaccguu ucaacuccgc uauaccaac cugggcaaua ccguaaaaa ccugcuucu	1380
gcccguagcc guaucgaaga uuccgacuac gcaaccgaag ucuccaaacu gucucgccc	1440
cagaucucg agcagggcgg uaccucguu cuggcgcagg cgaaccaggu uccgcaaac	1500
guccucucu uacugcgu	1518

<210> SEQ ID NO 83

<211> LENGTH: 1790

<212> TYPE: RNA

<213> ORGANISM: Artificial Sequence

<220> FEATURE:

<223> OTHER INFORMATION: Synthetic Polynucleotide

<400> SEQUENCE: 83

ggggaaauaa gagagaaaag aagaguaaga agaaauuaa gagccaccu ggcacaaguc	60
auuaauacaa acagccuguc gcuguugacc cagaauaac ugaacaaauc ccaguccgca	120
cugggcacug cuaucgagcg uuugucuucc ggucugcguu ucaacagcgc gaaagacgau	180
gcggcaggac aggcgauugc uaaccguuuu acccgcaaca ucaaaaggcu gacucaggcu	240
ucccguaacg cuaacgaagg uauucccauu ggcagacca cugaaggcgc gcugaacgaa	300
aucaacaaca accugcagcg ugugcgugaa cuggcgguuu agucugcgaa ugguacuac	360
ucccagucug accucgacuc cauccaggcu gaaauacccc agcgcugaa cgaauucgac	420
cguguauccg gccagacuca guucaacggc gugaagucc uggcgcagga caacaccug	480
accuuccagg uuggugccaa cgacggugaa acuaucgaa uugauuuuaa agaaucagc	540
ucuaaacac ugaggcuuga uaagcuuaau guccaagaug ccuacacccc gaaagaaacu	600
gcuguaaccg uugauaaaac uaccuauaaa aaugguacag auccuauuac agcccagagc	660
aaucugaua ucaaacucg aauuggcggg ggugcaacgg ggguuacugg gcugauauc	720
aaauuuuaag auggucaaua cuuuuuugau guuaaaggcg gugcuucugc ugguguuuu	780
aaagccacuu augaugaaac uacaaagaaa guuaauuuug auacgacuga uaaaacuccg	840
uuggcaacug cggagcuac agcuauucgg ggaacggcca cuuaaaccca caaccaauu	900

-continued

```

gcugaaguaa caaaagaggg uguugauacg accacaguug cggcucaacu ugcugcagca 960
gggguuacug ggcgcauaaa ggacaauacu agccuuguaa aacuaucguu ugaggauaaa 1020
aacgguaaagg uuaauauggg uggcuauagca gugaaaaugg gcgacgauuu cuaugccgcu 1080
acauaugaug agaaaacagg ugcaauuacu gcuaaaacca cuacuauaac agaugguacu 1140
ggcguugcuc aaacuggagc ugugaaaauu gguggcgcaa augguaaauc ugaaguuguu 1200
acugcuaccg augguaagac uuacuuagca agcgaccuug acaaacauaa cuucagaaca 1260
ggcggugagc uuaaagaggu uaaucagau aagacugaaa acccacugca gaaaaugau 1320
gcugccuugg cacagguuga uacacuucgu ucugaccugg gugcgguaa gaaccguuc 1380
aacuccgcuu ucaccaaccu gggcaauacc guaaaaaacc ugucuucugc ccguagccgu 1440
aucgaagauu ccgacuacgc aaccgaaguc uccaacaugu cucgcgcgca gauucugcag 1500
caggccgguu ccuccguucu ggcgcaggcg aaccagguuc cgcaaacgu ccucucuuaa 1560
cugcguugau aaauaggcgg agccucggug gccaugcuuc uugccccuug ggccuccccc 1620
cagccccucc uccccuuccu gcaccguac ccccgugguc uuugaauaaa gucugagugg 1680
gcggcacaaa aaaaaaaaaa aaaaaaaaaa aaaaaaaaaa aaaaaaaaaa aaaaaaaaaa 1740
aaaaaaaaaa aaaaaaaaaa aaaaaaaaaa aaaaaaaaaa aaaaaucuaa 1790
    
```

```

<210> SEQ ID NO 84
<211> LENGTH: 13
<212> TYPE: PRT
<213> ORGANISM: Salmonella typhimurium
    
```

<400> SEQUENCE: 84

```

Leu Gln Arg Val Arg Glu Leu Ala Val Gln Ser Ala Asn
1             5             10
    
```

```

<210> SEQ ID NO 85
<211> LENGTH: 539
<212> TYPE: PRT
<213> ORGANISM: Artificial Sequence
<220> FEATURE:
<223> OTHER INFORMATION: Synthetic Polypeptide
    
```

<400> SEQUENCE: 85

```

Met Ser Trp Lys Val Val Ile Ile Phe Ser Leu Leu Ile Thr Pro Gln
1             5             10             15
His Gly Leu Lys Glu Ser Tyr Leu Glu Glu Ser Cys Ser Thr Ile Thr
                20             25             30
Glu Gly Tyr Leu Ser Val Leu Arg Thr Gly Trp Tyr Thr Asn Val Phe
                35             40             45
Thr Leu Glu Val Gly Asp Val Glu Asn Leu Thr Cys Ser Asp Gly Pro
50             55             60
Ser Leu Ile Lys Thr Glu Leu Asp Leu Thr Lys Ser Ala Leu Arg Glu
65             70             75             80
Leu Lys Thr Val Ser Ala Asp Gln Leu Ala Arg Glu Glu Gln Ile Glu
                85             90             95
Asn Pro Gly Ser Gly Ser Phe Val Leu Gly Ala Ile Ala Leu Gly Val
100            105            110
Ala Ala Ala Ala Ala Val Thr Ala Gly Val Ala Ile Cys Lys Thr Ile
115            120            125
Arg Leu Glu Ser Glu Val Thr Ala Ile Asn Asn Ala Leu Lys Lys Thr
130            135            140
    
```

-continued

```

Asn Glu Ala Val Ser Thr Leu Gly Asn Gly Val Arg Val Leu Ala Phe
145                               150                               155                               160

Ala Val Arg Glu Leu Lys Asp Phe Val Ser Lys Asn Leu Thr Arg Ala
                               165                               170                               175

Leu Asn Lys Asn Lys Cys Asp Ile Asp Asp Leu Lys Met Ala Val Ser
                               180                               185                               190

Phe Ser Gln Phe Asn Arg Arg Phe Leu Asn Val Val Arg Gln Phe Ser
                               195                               200                               205

Asp Asn Ala Gly Ile Thr Pro Ala Ile Ser Leu Asp Leu Met Thr Asp
                               210                               215                               220

Ala Glu Leu Ala Arg Ala Val Pro Asn Met Pro Thr Ser Ala Gly Gln
225                               230                               235                               240

Ile Lys Leu Met Leu Glu Asn Arg Ala Met Val Arg Arg Lys Gly Phe
                               245                               250                               255

Gly Ile Leu Cys Gly Val Tyr Gly Ser Ser Val Ile Tyr Met Val Gln
                               260                               265                               270

Leu Pro Ile Phe Gly Val Ile Asp Thr Pro Cys Trp Ile Val Lys Ala
                               275                               280                               285

Ala Pro Ser Cys Ser Glu Lys Lys Gly Asn Tyr Ala Cys Leu Leu Arg
                               290                               295                               300

Glu Asp Gln Gly Trp Tyr Cys Gln Asn Ala Gly Ser Thr Val Tyr Tyr
305                               310                               315                               320

Pro Asn Glu Lys Asp Cys Glu Thr Arg Gly Asp His Val Phe Cys Asp
                               325                               330                               335

Thr Ala Ala Gly Ile Asn Val Ala Glu Gln Ser Lys Glu Cys Asn Ile
                               340                               345                               350

Asn Ile Ser Thr Thr Asn Tyr Pro Cys Lys Val Ser Thr Gly Arg His
                               355                               360                               365

Pro Ile Ser Met Val Ala Leu Ser Pro Leu Gly Ala Leu Val Ala Cys
                               370                               375                               380

Tyr Lys Gly Val Ser Cys Ser Ile Gly Ser Asn Arg Val Gly Ile Ile
385                               390                               395                               400

Lys Gln Leu Asn Lys Gly Cys Ser Tyr Ile Thr Asn Gln Asp Ala Asp
                               405                               410                               415

Thr Val Thr Ile Asp Asn Thr Val Tyr Gln Leu Ser Lys Val Glu Gly
                               420                               425                               430

Glu Gln His Val Ile Lys Gly Arg Pro Val Ser Ser Ser Phe Asp Pro
                               435                               440                               445

Ile Lys Phe Pro Glu Asp Gln Phe Asn Val Ala Leu Asp Gln Val Phe
                               450                               455                               460

Glu Asn Ile Glu Asn Ser Gln Ala Leu Val Asp Gln Ser Asn Arg Ile
465                               470                               475                               480

Leu Ser Ser Ala Glu Lys Gly Asn Thr Gly Phe Ile Ile Val Ile Ile
                               485                               490                               495

Leu Ile Ala Val Leu Gly Ser Ser Met Ile Leu Val Ser Ile Phe Ile
                               500                               505                               510

Ile Ile Lys Lys Thr Lys Lys Pro Thr Gly Ala Pro Pro Glu Leu Ser
                               515                               520                               525

Gly Val Thr Asn Asn Gly Phe Ile Pro His Asn
530                               535

```

<210> SEQ ID NO 86

<211> LENGTH: 539

<212> TYPE: PRT

-continued

<213> ORGANISM: Artificial Sequence

<220> FEATURE:

<223> OTHER INFORMATION: Synthetic Polypeptide

<400> SEQUENCE: 86

Met Ser Trp Lys Val Val Ile Ile Phe Ser Leu Leu Ile Thr Pro Gln
 1 5 10 15
 His Gly Leu Lys Glu Ser Tyr Leu Glu Glu Ser Cys Ser Thr Ile Thr
 20 25 30
 Glu Gly Tyr Leu Ser Val Leu Arg Thr Gly Trp Tyr Thr Asn Val Phe
 35 40 45
 Thr Leu Glu Val Gly Asp Val Glu Asn Leu Thr Cys Ser Asp Gly Pro
 50 55 60
 Ser Leu Ile Lys Thr Glu Leu Asp Leu Thr Lys Ser Ala Leu Arg Glu
 65 70 75 80
 Leu Lys Thr Val Ser Ala Asp Gln Leu Ala Arg Glu Glu Gln Ile Glu
 85 90 95
 Asn Pro Gly Ser Gly Ser Phe Val Leu Gly Ala Ile Ala Leu Gly Val
 100 105 110
 Ala Ala Ala Ala Val Thr Ala Gly Val Ala Ile Cys Lys Thr Ile
 115 120 125
 Arg Leu Glu Ser Glu Val Thr Ala Ile Asn Asn Ala Leu Lys Lys Thr
 130 135 140
 Asn Glu Ala Val Ser Thr Leu Gly Asn Gly Val Arg Val Leu Ala Thr
 145 150 155 160
 Ala Val Arg Glu Leu Lys Asp Phe Val Ser Lys Asn Leu Thr Arg Ala
 165 170 175
 Ile Asn Lys Asn Lys Cys Asp Ile Asp Asp Leu Lys Met Ala Val Ser
 180 185 190
 Phe Ser Gln Phe Asn Arg Arg Phe Leu Asn Val Val Arg Gln Phe Ser
 195 200 205
 Asp Asn Ala Gly Ile Thr Pro Ala Ile Ser Leu Asp Leu Met Thr Asp
 210 215 220
 Ala Glu Leu Ala Arg Ala Val Pro Asn Met Pro Thr Ser Ala Gly Gln
 225 230 235 240
 Ile Lys Leu Met Leu Glu Asn Arg Ala Met Val Arg Arg Lys Gly Phe
 245 250 255
 Gly Ile Leu Cys Gly Val Tyr Gly Ser Ser Val Ile Tyr Met Val Gln
 260 265 270
 Leu Pro Ile Phe Gly Val Ile Asp Thr Pro Cys Trp Ile Val Lys Ala
 275 280 285
 Ala Pro Ser Cys Ser Glu Lys Lys Gly Asn Tyr Ala Cys Leu Leu Arg
 290 295 300
 Glu Asp Gln Gly Trp Tyr Cys Gln Asn Ala Gly Ser Thr Val Tyr Tyr
 305 310 315 320
 Pro Asn Glu Lys Asp Cys Glu Thr Arg Gly Asp His Val Phe Cys Asp
 325 330 335
 Thr Ala Ala Gly Ile Asn Val Ala Glu Gln Ser Lys Glu Cys Asn Ile
 340 345 350
 Asn Ile Ser Thr Thr Asn Tyr Pro Cys Lys Val Ser Thr Gly Arg His
 355 360 365
 Pro Ile Ser Met Val Ala Leu Ser Pro Leu Gly Ala Leu Val Ala Cys
 370 375 380
 Tyr Lys Gly Val Ser Cys Ser Ile Gly Ser Asn Arg Val Gly Ile Ile

-continued

```

385                390                395                400
Lys Gln Leu Asn Lys Gly Cys Ser Tyr Ile Thr Asn Gln Asp Ala Asp
                405                410                415
Thr Val Thr Ile Asp Asn Thr Val Tyr Gln Leu Ser Lys Val Glu Gly
                420                425                430
Glu Gln His Val Ile Lys Gly Arg Pro Val Ser Ser Ser Phe Asp Pro
                435                440                445
Ile Lys Phe Pro Glu His Gln Trp His Val Ala Leu Asp Gln Val Phe
                450                455                460
Glu Asn Ile Glu Asn Ser Gln Ala Leu Val Asp Gln Ser Asn Arg Ile
465                470                475                480
Leu Ser Ser Ala Glu Lys Gly Asn Thr Gly Phe Ile Ile Val Ile Ile
                485                490                495
Leu Ile Ala Val Leu Gly Ser Ser Met Ile Leu Val Ser Ile Phe Ile
                500                505                510
Ile Ile Lys Lys Thr Lys Lys Pro Thr Gly Ala Pro Pro Glu Leu Ser
                515                520                525
Gly Val Thr Asn Asn Gly Phe Ile Pro His Asn
530                535

```

```

<210> SEQ ID NO 87
<211> LENGTH: 539
<212> TYPE: PRT
<213> ORGANISM: Artificial Sequence
<220> FEATURE:
<223> OTHER INFORMATION: Synthetic Polypeptide

```

```

<400> SEQUENCE: 87
Met Ser Trp Lys Val Val Ile Ile Phe Ser Leu Leu Ile Thr Pro Gln
1                5                10                15
His Gly Leu Lys Glu Ser Tyr Leu Glu Glu Ser Cys Ser Thr Ile Thr
                20                25                30
Glu Gly Tyr Leu Ser Val Leu Arg Thr Gly Trp Tyr Thr Asn Val Phe
                35                40                45
Thr Leu Glu Val Gly Asp Val Glu Asn Leu Thr Cys Ser Asp Gly Pro
50                55                60
Ser Leu Ile Lys Thr Glu Leu Asp Leu Leu Lys Ser Ala Leu Arg Glu
65                70                75                80
Leu Lys Thr Val Ser Ala Asp Gln Leu Ala Arg Glu Glu Gln Ile Glu
                85                90                95
Asn Pro Gly Ser Gly Ser Phe Val Leu Gly Ala Ile Ala Leu Gly Val
                100                105                110
Ala Ala Ala Ala Ala Val Thr Ala Gly Val Ala Ile Ala Lys Thr Ile
                115                120                125
Arg Leu Glu Ser Glu Val Thr Ala Ile Asn Asn Ala Leu Lys Lys Thr
130                135                140
Asn Glu Ala Val Ser Thr Leu Gly Asn Gly Val Arg Val Leu Ala Thr
145                150                155                160
Ala Val Arg Glu Leu Lys Asp Phe Val Ser Lys Asn Leu Thr Arg Ala
                165                170                175
Ile Asn Lys Asn Lys Cys Asp Ile Pro Asp Leu Lys Met Ala Val Ser
                180                185                190
Phe Ser Gln Phe Asn Arg Arg Phe Leu Asn Val Val Arg Gln Phe Ser
                195                200                205
Asp Asn Ala Gly Ile Thr Pro Ala Ile Ser Leu Asp Leu Met Thr Asp

```

-continued

210				215				220							
Ala	Glu	Leu	Ala	Arg	Ala	Val	Pro	Asn	Met	Pro	Thr	Ser	Ala	Gly	Gln
225					230					235					240
Ile	Lys	Leu	Met	Leu	Glu	Asn	Arg	Ala	Met	Val	Arg	Arg	Lys	Gly	Phe
			245						250					255	
Gly	Ile	Leu	Ile	Gly	Val	Tyr	Gly	Ser	Ser	Val	Ile	Tyr	Met	Val	Gln
			260						265				270		
Leu	Pro	Ile	Phe	Gly	Val	Ile	Asp	Thr	Pro	Cys	Trp	Ile	Val	Lys	Ala
		275					280						285		
Ala	Pro	Ser	Cys	Ser	Glu	Lys	Lys	Gly	Asn	Tyr	Ala	Cys	Leu	Leu	Arg
	290					295					300				
Glu	Asp	Gln	Gly	Trp	Tyr	Cys	Gln	Asn	Ala	Gly	Ser	Thr	Val	Tyr	Tyr
305					310					315					320
Pro	Asn	Glu	Lys	Asp	Cys	Glu	Thr	Arg	Gly	Asp	His	Val	Phe	Cys	Asp
			325						330					335	
Thr	Ala	Ala	Gly	Ile	Asn	Val	Ala	Glu	Gln	Ser	Lys	Glu	Cys	Asn	Ile
			340						345					350	
Asn	Ile	Ser	Thr	Thr	Asn	Tyr	Pro	Cys	Lys	Val	Ser	Thr	Gly	Arg	His
		355					360							365	
Pro	Ile	Ser	Met	Val	Ala	Leu	Ser	Pro	Leu	Gly	Ala	Leu	Val	Ala	Cys
	370					375					380				
Tyr	Lys	Gly	Val	Ser	Cys	Ser	Ile	Gly	Ser	Asn	Arg	Val	Gly	Ile	Ile
385					390					395					400
Lys	Gln	Leu	Asn	Lys	Gly	Cys	Ser	Tyr	Ile	Thr	Asn	Gln	Asp	Ala	Asp
			405						410					415	
Thr	Val	Thr	Ile	Asp	Asn	Thr	Val	Tyr	Gln	Leu	Ser	Lys	Val	Glu	Gly
			420						425					430	
Glu	Gln	His	Val	Ile	Lys	Gly	Arg	Pro	Val	Ser	Ser	Ser	Phe	Asp	Pro
		435					440						445		
Ile	Lys	Phe	Pro	Glu	Asp	Gln	Phe	Gln	Val	Ala	Leu	Asp	Gln	Val	Phe
	450				455						460				
Glu	Asn	Ile	Glu	Asn	Ser	Gln	Ala	Leu	Val	Asp	Gln	Ser	Asn	Arg	Ile
465					470					475					480
Leu	Ser	Ser	Ala	Glu	Lys	Gly	Asn	Thr	Gly	Phe	Ile	Ile	Val	Ile	Ile
			485						490					495	
Leu	Ile	Ala	Val	Leu	Gly	Ser	Ser	Met	Ile	Leu	Val	Ser	Ile	Phe	Ile
			500						505					510	
Ile	Ile	Lys	Lys	Thr	Lys	Lys	Pro	Thr	Gly	Ala	Pro	Pro	Glu	Leu	Ser
		515					520							525	
Gly	Val	Thr	Asn	Asn	Gly	Phe	Ile	Pro	His	Asn					
	530				535										

<210> SEQ ID NO 88
 <211> LENGTH: 539
 <212> TYPE: PRT
 <213> ORGANISM: Artificial Sequence
 <220> FEATURE:
 <223> OTHER INFORMATION: Synthetic Polypeptide

<400> SEQUENCE: 88

Met Ser Trp Lys Val Val Ile Ile Phe Ser Leu Leu Ile Thr Pro Gln
 1 5 10 15

His Gly Leu Lys Glu Ser Tyr Leu Glu Glu Ser Cys Ser Thr Ile Thr
 20 25 30

Glu Gly Tyr Leu Ser Val Leu Arg Thr Gly Trp Tyr Thr Asn Val Phe

-continued

Glu Asn Ile Glu Asn Ser Gln Ala Leu Val Asp Gln Ser Asn Arg Ile
 465 470 475 480
 Leu Ser Ser Ala Glu Lys Gly Asn Thr Gly Phe Ile Ile Val Ile Ile
 485 490 495
 Leu Ile Ala Val Leu Gly Ser Ser Met Ile Leu Val Ser Ile Phe Ile
 500 505 510
 Ile Ile Lys Lys Thr Lys Lys Pro Thr Gly Ala Pro Pro Glu Leu Ser
 515 520 525
 Gly Val Thr Asn Asn Gly Phe Ile Pro His Asn
 530 535

<210> SEQ ID NO 89
 <211> LENGTH: 539
 <212> TYPE: PRT
 <213> ORGANISM: Artificial Sequence
 <220> FEATURE:
 <223> OTHER INFORMATION: Synthetic Polypeptide

<400> SEQUENCE: 89

Met Ser Trp Lys Val Val Ile Ile Phe Ser Leu Leu Ile Thr Pro Gln
 1 5 10 15
 His Gly Leu Lys Glu Ser Tyr Leu Glu Glu Ser Cys Ser Thr Ile Thr
 20 25 30
 Glu Gly Tyr Leu Ser Val Leu Arg Thr Gly Trp Tyr Thr Asn Val Phe
 35 40 45
 Thr Leu Glu Val Gly Asp Val Glu Asn Leu Thr Cys Ser Asp Gly Pro
 50 55 60
 Ser Leu Ile Lys Thr Glu Leu Asp Leu Leu Lys Ser Ala Leu Arg Glu
 65 70 75 80
 Leu Lys Thr Val Ser Ala Asp Gln Leu Ala Arg Glu Glu Gln Ile Glu
 85 90 95
 Asn Pro Gly Ser Gly Ser Phe Val Leu Gly Ala Ile Ala Leu Gly Val
 100 105 110
 Ala Ala Ala Ala Ala Val Thr Ala Gly Val Ala Ile Ala Lys Thr Ile
 115 120 125
 Arg Leu Glu Ser Glu Val Thr Ala Ile Asn Asn Ala Leu Lys Lys Thr
 130 135 140
 Asn Glu Ala Val Ser Thr Leu Gly Asn Gly Val Arg Val Leu Ala Thr
 145 150 155 160
 Ala Val Arg Glu Leu Lys Asp Phe Val Leu Lys Asn Leu Thr Arg Ala
 165 170 175
 Ile Asn Lys Asn Lys Cys Asp Ile Pro Asp Leu Lys Met Ala Val Ser
 180 185 190
 Phe Ser Gln Phe Asn Arg Arg Phe Leu Asn Val Val Arg Gln Phe Ser
 195 200 205
 Asp Asn Ala Gly Ile Thr Pro Ala Ile Ser Leu Asp Leu Met Thr Asp
 210 215 220
 Ala Glu Leu Ala Arg Ala Val Pro Asn Met Pro Thr Ser Ala Gly Gln
 225 230 235 240
 Ile Lys Leu Met Leu Glu Asn Arg Ala Met Val Arg Arg Lys Gly Phe
 245 250 255
 Gly Ile Leu Ile Gly Val Tyr Gly Ser Ser Val Ile Tyr Met Val Gln
 260 265 270
 Leu Pro Ile Phe Gly Val Ile Asp Thr Pro Cys Trp Ile Val Lys Ala
 275 280 285

-continued

Ala Pro Ser Cys Ser Glu Lys Lys Gly Asn Tyr Ala Cys Leu Leu Arg
 290 295 300

Glu Asp Gln Gly Trp Tyr Cys Gln Asn Ala Gly Ser Thr Val Tyr Tyr
 305 310 315 320

Pro Asn Glu Lys Asp Cys Glu Thr Arg Gly Asp His Val Phe Cys Asp
 325 330 335

Thr Ala Ala Gly Ile Asn Val Ala Glu Gln Ser Lys Glu Cys Asn Ile
 340 345 350

Asn Ile Ser Thr Thr Asn Tyr Pro Cys Lys Val Ser Thr Gly Arg His
 355 360 365

Pro Ile Ser Met Val Ala Leu Ser Pro Leu Gly Ala Leu Val Ala Cys
 370 375 380

Tyr Lys Gly Val Ser Cys Ser Ile Gly Ser Asn Arg Val Gly Ile Ile
 385 390 395 400

Lys Gln Leu Asn Lys Gly Cys Ser Tyr Ile Thr Asn Gln Asp Ala Asp
 405 410 415

Thr Val Thr Ile Asp Asn Thr Val Tyr Gln Leu Ser Lys Val Glu Gly
 420 425 430

Glu Gln His Val Ile Lys Gly Arg Pro Val Ser Ser Ser Phe Asp Pro
 435 440 445

Ile Lys Phe Pro Glu Asp Gln Phe Gln Val Ala Leu Asp Gln Val Phe
 450 455 460

Glu Asn Ile Glu Asn Ser Gln Ala Leu Val Asp Gln Ser Asn Arg Ile
 465 470 475 480

Leu Ser Ser Ala Glu Lys Gly Asn Thr Gly Phe Ile Ile Val Ile Ile
 485 490 495

Leu Ile Ala Val Leu Gly Ser Ser Met Ile Leu Val Ser Ile Phe Ile
 500 505 510

Ile Ile Lys Lys Thr Lys Lys Pro Thr Gly Ala Pro Pro Glu Leu Ser
 515 520 525

Gly Val Thr Asn Asn Gly Phe Ile Pro His Asn
 530 535

<210> SEQ ID NO 90
 <211> LENGTH: 539
 <212> TYPE: PRT
 <213> ORGANISM: Artificial Sequence
 <220> FEATURE:
 <223> OTHER INFORMATION: Synthetic Polypeptide

<400> SEQUENCE: 90

Met Ser Trp Lys Val Val Ile Ile Phe Ser Leu Leu Ile Thr Pro Gln
 1 5 10 15

His Gly Leu Lys Glu Ser Tyr Leu Glu Glu Ser Cys Ser Thr Ile Thr
 20 25 30

Glu Gly Tyr Leu Ser Val Leu Arg Thr Gly Trp Tyr Thr Asn Val Phe
 35 40 45

Thr Leu Glu Val Gly Asp Val Glu Asn Leu Thr Cys Ser Asp Gly Pro
 50 55 60

Ser Leu Ile Lys Thr Glu Leu Asp Leu Leu Lys Ser Ala Leu Arg Glu
 65 70 75 80

Leu Lys Thr Val Ser Ala Asp Gln Leu Ala Arg Glu Glu Gln Ile Glu
 85 90 95

Asn Pro Gly Ser Gly Ser Phe Val Leu Gly Ala Ile Ala Leu Gly Val
 100 105 110

-continued

Ala Ala Ala Ala Ala Val Thr Ala Gly Val Ala Ile Ala Lys Thr Ile
115 120 125

Arg Leu Glu Ser Glu Val Thr Ala Ile Asn Asn Ala Leu Lys Lys Thr
130 135 140

Asn Glu Ala Val Ser Thr Leu Gly Asn Gly Val Arg Val Leu Ala Thr
145 150 155 160

Ala Val Arg Glu Leu Lys Asp Phe Val Leu Lys Asn Leu Thr Arg Ala
165 170 175

Ile Asn Lys Asn Lys Cys Asp Ile Pro Asp Leu Lys Met Ala Val Ser
180 185 190

Phe Ser Gln Phe Asn Arg Arg Phe Leu Asn Val Val Arg Gln Phe Ser
195 200 205

Asp Asn Ala Gly Ile Thr Pro Ala Ile Ser Leu Asp Leu Met Thr Asp
210 215 220

Ala Glu Leu Ala Arg Ala Val Pro Asn Met Pro Thr Ser Ala Gly Gln
225 230 235 240

Ile Lys Leu Met Leu Glu Asn Arg Ala Met Val Arg Arg Lys Gly Phe
245 250 255

Gly Ile Leu Ile Gly Val Tyr Gly Ser Ser Val Ile Tyr Met Val Gln
260 265 270

Leu Pro Ile Phe Gly Val Ile Asp Thr Pro Cys Trp Ile Val Lys Ala
275 280 285

Ala Pro Ser Cys Ser Glu Lys Lys Gly Asn Tyr Ala Cys Leu Leu Arg
290 295 300

Glu Asp Gln Gly Trp Tyr Cys Gln Asn Ala Gly Ser Thr Val Tyr Tyr
305 310 315 320

Pro Asn Glu Lys Asp Cys Glu Thr Arg Gly Asp His Val Phe Cys Asp
325 330 335

Thr Ala Ala Gly Ile Asn Val Ala Glu Gln Ser Lys Glu Cys Asn Ile
340 345 350

Asn Ile Ser Thr Thr Asn Tyr Pro Cys Lys Val Ser Thr Gly Arg His
355 360 365

Pro Ile Ser Met Val Ala Leu Ser Pro Leu Gly Ala Leu Val Ala Cys
370 375 380

Tyr Lys Gly Val Ser Cys Ser Ile Gly Ser Asn Arg Val Gly Ile Ile
385 390 395 400

Lys Gln Leu Asn Lys Gly Cys Ser Tyr Ile Thr Asn Gln Asp Ala Asp
405 410 415

Thr Val Thr Ile Asp Asn Thr Val Tyr Gln Leu Ser Lys Val Glu Gly
420 425 430

Glu Gln His Val Ile Lys Gly Arg Pro Val Ser Ser Ser Phe Asp Pro
435 440 445

Ile Lys Phe Pro Glu Asn Gln Phe Gln Val Ala Leu Asp Gln Val Phe
450 455 460

Glu Asn Ile Glu Asn Ser Gln Ala Leu Val Asp Gln Ser Asn Arg Ile
465 470 475 480

Leu Ser Ser Ala Glu Lys Gly Asn Thr Gly Phe Ile Ile Val Ile Ile
485 490 495

Leu Ile Ala Val Leu Gly Ser Ser Met Ile Leu Val Ser Ile Phe Ile
500 505 510

Ile Ile Lys Lys Thr Lys Lys Pro Thr Gly Ala Pro Pro Glu Leu Ser
515 520 525

-continued

Gly Val Thr Asn Asn Gly Phe Ile Pro His Asn
530 535

<210> SEQ ID NO 91
 <211> LENGTH: 539
 <212> TYPE: PRT
 <213> ORGANISM: Artificial Sequence
 <220> FEATURE:
 <223> OTHER INFORMATION: Synthetic Polypeptide

<400> SEQUENCE: 91

Met Ser Trp Lys Val Val Ile Ile Phe Ser Leu Leu Ile Thr Pro Gln
1 5 10 15
 His Gly Leu Lys Glu Ser Tyr Leu Glu Glu Ser Cys Ser Thr Ile Thr
20 25 30
 Glu Gly Tyr Leu Ser Val Leu Arg Thr Gly Trp Tyr Thr Asn Val Phe
35 40 45
 Thr Leu Pro Val Gly Asp Val Glu Asn Leu Thr Cys Ser Asp Gly Pro
50 55 60
 Ser Leu Ile Lys Thr Glu Leu Asp Leu Leu Lys Ser Ala Leu Arg Glu
65 70 75 80
 Leu Lys Thr Val Ser Ala Asp Gln Leu Ala Arg Glu Glu Gln Ile Glu
85 90 95
 Asn Pro Gly Ser Gly Ser Phe Val Leu Gly Ala Ile Ala Leu Gly Val
100 105 110
 Ala Ala Ala Ala Ala Val Thr Ala Gly Val Ala Ile Ala Lys Thr Ile
115 120 125
 Arg Leu Glu Ser Glu Val Thr Ala Ile Asn Asn Ala Leu Lys Lys Thr
130 135 140
 Asn Glu Ala Val Ser Thr Leu Gly Asn Gly Val Arg Val Leu Ala Thr
145 150 155 160
 Ala Val Arg Glu Leu Lys Asp Phe Val Ser Lys Asn Leu Thr Arg Ala
165 170 175
 Ile Asn Lys Asn Lys Cys Asp Ile Asp Asp Leu Lys Met Ala Val Ser
180 185 190
 Phe Ser Gln Phe Asn Arg Arg Phe Leu Asn Val Val Arg Gln Phe Ser
195 200 205
 Asp Asn Ala Gly Ile Thr Pro Ala Ile Ser Leu Asp Leu Met Thr Asp
210 215 220
 Ala Glu Leu Ala Arg Ala Val Pro Asn Met Pro Thr Ser Ala Gly Gln
225 230 235 240
 Ile Lys Leu Met Leu Glu Asn Arg Ala Met Val Arg Arg Lys Gly Phe
245 250 255
 Gly Ile Leu Ile Gly Val Tyr Gly Ser Ser Val Ile Tyr Met Val Gln
260 265 270
 Leu Pro Ile Phe Gly Val Ile Asp Thr Pro Cys Trp Ile Val Lys Ala
275 280 285
 Ala Pro Ser Cys Ser Glu Lys Lys Gly Asn Tyr Ala Cys Leu Leu Arg
290 295 300
 Glu Asp Gln Gly Trp Tyr Cys Gln Asn Ala Gly Ser Thr Val Tyr Tyr
305 310 315 320
 Pro Asn Glu Lys Asp Cys Glu Thr Arg Gly Asp His Val Phe Cys Asp
325 330 335
 Thr Ala Ala Gly Ile Asn Val Ala Glu Gln Ser Lys Glu Cys Asn Ile
340 345 350

-continued

```

Asn Ile Ser Thr Thr Asn Tyr Pro Cys Lys Val Ser Thr Gly Arg His
    355                               360                               365

Pro Ile Ser Met Val Ala Leu Ser Pro Leu Gly Ala Leu Val Ala Cys
    370                               375                               380

Tyr Lys Gly Val Ser Cys Ser Ile Gly Ser Asn Arg Val Gly Ile Ile
    385                               390                               395                               400

Lys Gln Leu Asn Lys Gly Cys Ser Tyr Ile Thr Asn Gln Asp Ala Asp
    405                               410                               415

Thr Val Thr Ile Asp Asn Thr Val Tyr Gln Leu Ser Lys Val Glu Gly
    420                               425                               430

Glu Gln His Val Ile Lys Gly Arg Pro Val Ser Ser Ser Phe Asp Pro
    435                               440                               445

Ile Lys Phe Pro Glu Asp Gln Phe Gln Val Ala Leu Asp Gln Val Phe
    450                               455                               460

Glu Asn Ile Glu Asn Ser Gln Ala Leu Val Asp Gln Ser Asn Arg Ile
    465                               470                               475                               480

Leu Ser Ser Ala Glu Lys Gly Asn Thr Gly Phe Ile Ile Val Ile Ile
    485                               490                               495

Leu Ile Ala Val Leu Gly Ser Ser Met Ile Leu Val Ser Ile Phe Ile
    500                               505                               510

Ile Ile Lys Lys Thr Lys Lys Pro Thr Gly Ala Pro Pro Glu Leu Ser
    515                               520                               525

Gly Val Thr Asn Asn Gly Phe Ile Pro His Asn
    530                               535
    
```

```

<210> SEQ ID NO 92
<211> LENGTH: 539
<212> TYPE: PRT
<213> ORGANISM: Artificial Sequence
<220> FEATURE:
<223> OTHER INFORMATION: Synthetic Polypeptide
    
```

<400> SEQUENCE: 92

```

Met Ser Trp Lys Val Val Ile Ile Phe Ser Leu Leu Ile Thr Pro Gln
 1      5      10      15

His Gly Leu Lys Glu Ser Tyr Leu Glu Glu Ser Cys Ser Thr Ile Thr
 20     25     30

Glu Gly Tyr Leu Ser Val Leu Arg Thr Gly Trp Tyr Thr Asn Val Phe
 35     40     45

Thr Leu Pro Val Gly Asp Val Glu Asn Leu Thr Cys Ser Asp Gly Pro
 50     55     60

Ser Leu Ile Lys Thr Glu Leu Asp Leu Leu Lys Ser Ala Leu Arg Glu
 65     70     75     80

Leu Lys Thr Val Ser Ala Asp Gln Leu Ala Arg Glu Glu Gln Ile Glu
 85     90     95

Asn Pro Gly Ser Gly Ser Phe Val Leu Gly Ala Ile Ala Leu Gly Val
100    105    110

Ala Ala Ala Ala Ala Val Thr Ala Gly Val Ala Ile Ala Lys Thr Ile
115    120    125

Arg Leu Glu Ser Glu Val Thr Ala Ile Asn Asn Ala Leu Lys Lys Thr
130    135    140

Asn Glu Ala Val Ser Thr Leu Gly Asn Gly Val Arg Val Leu Ala Thr
145    150    155    160

Ala Val Arg Glu Leu Lys Asp Phe Val Ser Lys Asn Leu Thr Arg Ala
165    170    175
    
```


-continued

```

Ile Asn Lys Asn Lys Cys Asp Ile Asp Asp Leu Lys Met Ala Val Ser
    180                               185                               190

Phe Ser Gln Phe Asn Arg Arg Phe Leu Asn Val Val Arg Gln Phe Ser
    195                               200                               205

Asp Asn Ala Gly Ile Thr Pro Ala Ile Ser Leu Asp Leu Met Thr Asp
    210                               215                               220

Ala Glu Leu Ala Arg Ala Val Pro Asn Met Pro Thr Ser Ala Gly Gln
    225                               230                               235                               240

Ile Lys Leu Met Leu Glu Asn Arg Ala Met Val Arg Arg Lys Gly Phe
    245                               250                               255

Gly Ile Leu Ile Gly Val Tyr Gly Ser Ser Val Ile Tyr Met Val Gln
    260                               265                               270

Leu Pro Ile Phe Gly Val Ile Asp Thr Pro Cys Trp Ile Val Lys Ala
    275                               280                               285

Ala Pro Ser Cys Ser Glu Lys Lys Gly Asn Tyr Ala Cys Leu Leu Arg
    290                               295                               300

Glu Asp Gln Gly Trp Tyr Cys Gln Asn Ala Gly Ser Thr Val Tyr Tyr
    305                               310                               315                               320

Pro Asn Glu Lys Asp Cys Glu Thr Arg Gly Asp His Val Phe Cys Asp
    325                               330                               335

Thr Ala Ala Gly Ile Asn Val Ala Glu Gln Ser Lys Glu Cys Asn Ile
    340                               345                               350

Asn Ile Ser Thr Thr Asn Tyr Pro Cys Lys Val Ser Thr Gly Arg His
    355                               360                               365

Pro Ile Ser Met Val Ala Leu Ser Pro Leu Gly Ala Leu Val Ala Cys
    370                               375                               380

Tyr Lys Gly Val Ser Cys Ser Ile Gly Ser Asn Arg Val Gly Ile Ile
    385                               390                               395                               400

Lys Gln Leu Asn Lys Gly Cys Ser Tyr Ile Thr Asn Gln Asp Ala Asp
    405                               410                               415

Thr Val Thr Ile Asp Asn Thr Val Tyr Gln Leu Ser Lys Val Glu Gly
    420                               425                               430

Glu Gln His Val Ile Lys Gly Arg Pro Val Ser Ser Ser Phe Asp Pro
    435                               440                               445

Ile Lys Phe Pro Glu Asn Gln Phe Gln Val Ala Leu Asp Gln Val Phe
    450                               455                               460

Glu Asn Ile Glu Asn Ser Gln Ala Leu Val Asp Gln Ser Asn Arg Ile
    465                               470                               475                               480

Leu Ser Ser Ala Glu Lys Gly Asn Thr Gly Phe Ile Ile Val Ile Ile
    485                               490                               495

Leu Ile Ala Val Leu Gly Ser Ser Met Ile Leu Val Ser Ile Phe Ile
    500                               505                               510

Ile Ile Lys Lys Thr Lys Lys Pro Thr Gly Ala Pro Pro Glu Leu Ser
    515                               520                               525

Gly Val Thr Asn Asn Gly Phe Ile Pro His Asn
    530                               535

```

<210> SEQ ID NO 93

<211> LENGTH: 539

<212> TYPE: PRT

<213> ORGANISM: Artificial Sequence

<220> FEATURE:

<223> OTHER INFORMATION: Synthetic Polypeptide

<400> SEQUENCE: 93

-continued

Met Ser Trp Lys Val Val Ile Ile Phe Ser Leu Leu Ile Thr Pro Gln
1 5 10 15

His Gly Leu Lys Glu Ser Tyr Leu Glu Glu Ser Cys Ser Thr Ile Thr
20 25 30

Glu Gly Tyr Leu Ser Val Leu Arg Thr Gly Trp Tyr Thr Asn Val Phe
35 40 45

Thr Leu Glu Val Gly Asp Val Glu Asn Leu Thr Cys Ser Asp Gly Pro
50 55 60

Ser Leu Ile Lys Thr Glu Leu Asp Leu Leu Lys Ser Ala Leu Arg Glu
65 70 75 80

Leu Lys Thr Val Ser Ala Asp Gln Leu Ala Arg Glu Glu Gln Ile Glu
85 90 95

Asn Pro Gly Ser Gly Ser Phe Val Leu Gly Ala Ile Ala Leu Gly Val
100 105 110

Ala Ala Ala Ala Ala Val Thr Ala Gly Val Ala Ile Ala Lys Thr Ile
115 120 125

Arg Leu Glu Ser Glu Val Thr Ala Ile Asn Asn Ala Leu Lys Lys Thr
130 135 140

Asn Glu Ala Val Ser Thr Leu Gly Asn Gly Val Arg Val Leu Ala Thr
145 150 155 160

Ala Val Arg Glu Leu Lys Asp Phe Val Ser Lys Asn Leu Thr Arg Ala
165 170 175

Ile Asn Lys Asn Lys Cys Asp Ile Asp Asp Leu Lys Met Ala Val Ser
180 185 190

Phe Ser Gln Phe Asn Arg Arg Phe Leu Asn Val Val Arg Gln Phe Ser
195 200 205

Asp Asn Ala Gly Ile Thr Pro Ala Ile Ser Leu Asp Leu Met Thr Asp
210 215 220

Ala Glu Leu Ala Arg Ala Val Pro Asn Met Pro Thr Ser Ala Gly Gln
225 230 235 240

Ile Lys Leu Met Leu Glu Asn Arg Ala Met Val Arg Arg Lys Gly Phe
245 250 255

Gly Ile Leu Ile Gly Val Tyr Gly Ser Ser Val Ile Tyr Met Val Gln
260 265 270

Leu Pro Ile Phe Gly Val Ile Asp Thr Pro Cys Trp Ile Val Lys Ala
275 280 285

Ala Pro Ser Cys Ser Glu Lys Lys Gly Asn Tyr Ala Cys Leu Leu Arg
290 295 300

Glu Asp Gln Gly Trp Tyr Cys Gln Asn Ala Gly Ser Thr Val Tyr Tyr
305 310 315 320

Pro Asn Glu Lys Asp Cys Glu Thr Arg Gly Asp His Val Phe Cys Asp
325 330 335

Thr Ala Ala Gly Ile Asn Val Ala Glu Gln Ser Lys Glu Cys Asn Ile
340 345 350

Asn Ile Ser Thr Thr Asn Tyr Pro Cys Lys Val Ser Thr Gly Arg His
355 360 365

Pro Ile Ser Met Val Ala Leu Ser Pro Leu Gly Ala Leu Val Ala Cys
370 375 380

Tyr Lys Gly Val Ser Cys Ser Ile Gly Ser Asn Arg Val Gly Ile Ile
385 390 395 400

Lys Gln Leu Asn Lys Gly Cys Ser Tyr Ile Thr Asn Gln Asp Ala Asp
405 410 415

Thr Val Thr Ile Asp Asn Thr Val Tyr Gln Leu Ser Lys Val Glu Gly

-continued

420	425	430
Glu Gln His Val Ile Lys Gly Arg Pro Val Ser Ser Ser Phe Asp Pro		
435	440	445
Ile Lys Phe Pro Glu Asp Gln Phe Gln Val Ala Leu Asp Gln Val Phe		
450	455	460
Glu Asn Ile Glu Asn Ser Gln Ala Leu Val Asp Gln Ser Asn Arg Ile		
465	470	475
Leu Ser Ser Ala Glu Lys Gly Asn Thr Gly Phe Ile Ile Val Ile Ile		
485	490	495
Leu Ile Ala Val Leu Gly Ser Ser Met Ile Leu Val Ser Ile Phe Ile		
500	505	510
Ile Ile Lys Lys Thr Lys Lys Pro Thr Gly Ala Pro Pro Glu Leu Ser		
515	520	525
Gly Val Thr Asn Asn Gly Phe Ile Pro His Asn		
530	535	

<210> SEQ ID NO 94
 <211> LENGTH: 539
 <212> TYPE: PRT
 <213> ORGANISM: Artificial Sequence
 <220> FEATURE:
 <223> OTHER INFORMATION: Synthetic Polypeptide

<400> SEQUENCE: 94

Met Ser Trp Lys Val Val Ile Ile Phe Ser Leu Leu Ile Thr Pro Gln		
1	5	10
His Gly Leu Lys Glu Ser Tyr Leu Glu Glu Ser Cys Ser Thr Ile Thr		
20	25	30
Glu Gly Tyr Leu Ser Val Leu Arg Thr Gly Trp Tyr Thr Asn Val Phe		
35	40	45
Thr Leu Glu Val Gly Asp Leu Glu Asn Leu Thr Cys Ser Asp Gly Pro		
50	55	60
Ser Leu Ile Lys Thr Glu Leu Asp Leu Thr Lys Ser Ala Leu Arg Glu		
65	70	75
Leu Lys Thr Val Ser Ala Asp Gln Leu Ala Arg Glu Glu Gln Ile Glu		
85	90	95
Asn Pro Gly Ser Gly Ser Phe Val Leu Gly Ala Ile Ala Leu Gly Val		
100	105	110
Ala Ala Ala Ala Ala Val Thr Ala Gly Val Ala Ile Ala Lys Thr Ile		
115	120	125
Arg Leu Glu Ser Glu Val Thr Ala Ile Asn Asn Ala Leu Lys Lys Thr		
130	135	140
Asn Glu Ala Val Ser Thr Leu Gly Asn Gly Val Arg Val Leu Ala Thr		
145	150	155
Ala Val Arg Glu Leu Lys Asp Phe Val Ser Lys Asn Leu Thr Arg Ala		
165	170	175
Ile Asn Lys Asn Lys Cys Asp Ile Asp Asp Leu Lys Met Ala Val Ser		
180	185	190
Phe Ser Gln Phe Asn Arg Arg Phe Leu Asn Val Val Arg Gln Phe Ser		
195	200	205
Asp Asn Ala Gly Ile Thr Pro Ala Ile Ser Leu Asp Leu Met Thr Asp		
210	215	220
Ala Glu Leu Ala Arg Ala Val Pro Asn Met Pro Thr Ser Ala Gly Gln		
225	230	235
Ile Lys Leu Met Leu Glu Asn Arg Ala Met Val Arg Arg Lys Gly Phe		

-continued

	245		250		255
Gly Ile Leu Ile Gly Val Tyr Gly Ser Ser Val Ile Tyr Met Val Gln					
	260		265		270
Leu Pro Ile Phe Gly Val Ile Asp Thr Pro Cys Trp Ile Val Lys Ala					
	275		280		285
Ala Pro Ser Cys Ser Glu Lys Lys Gly Asn Tyr Ala Cys Leu Leu Arg					
	290		295		300
Glu Asp Gln Gly Trp Tyr Cys Gln Asn Ala Gly Ser Thr Val Tyr Tyr					
	305		310		315
Pro Asn Glu Lys Asp Cys Glu Thr Arg Gly Asp His Val Phe Cys Asp					
	325		330		335
Thr Ala Ala Gly Ile Asn Val Ala Glu Gln Ser Lys Glu Cys Asn Ile					
	340		345		350
Asn Ile Ser Thr Thr Asn Tyr Pro Cys Lys Val Ser Thr Gly Arg His					
	355		360		365
Pro Ile Ser Met Val Ala Leu Ser Pro Leu Gly Ala Leu Val Ala Cys					
	370		375		380
Tyr Lys Gly Val Ser Cys Ser Ile Gly Ser Asn Arg Val Gly Ile Ile					
	385		390		395
Lys Gln Leu Asn Lys Gly Cys Ser Tyr Ile Thr Asn Gln Asp Ala Asp					
	405		410		415
Thr Val Thr Ile Asp Asn Thr Val Tyr Gln Leu Ser Lys Val Glu Gly					
	420		425		430
Glu Gln His Val Ile Lys Gly Arg Pro Val Ser Ser Ser Phe Asp Pro					
	435		440		445
Ile Lys Phe Pro Glu Asp Gln Phe Gln Val Ala Leu Asp Gln Val Phe					
	450		455		460
Glu Asn Ile Glu Asn Ser Gln Ala Leu Val Asp Gln Ser Asn Arg Ile					
	465		470		475
Leu Ser Ser Ala Glu Lys Gly Asn Thr Gly Phe Ile Ile Val Ile Ile					
	485		490		495
Leu Ile Ala Val Leu Gly Ser Ser Met Ile Leu Val Ser Ile Phe Ile					
	500		505		510
Ile Ile Lys Lys Thr Lys Lys Pro Thr Gly Ala Pro Pro Glu Leu Ser					
	515		520		525
Gly Val Thr Asn Asn Gly Phe Ile Pro His Asn					
	530		535		

<210> SEQ ID NO 95
 <211> LENGTH: 539
 <212> TYPE: PRT
 <213> ORGANISM: Artificial Sequence
 <220> FEATURE:
 <223> OTHER INFORMATION: Synthetic Polypeptide

<400> SEQUENCE: 95

Met Ser Trp Lys Val Val Ile Ile Phe Ser Leu Leu Ile Thr Pro Gln					
1	5		10		15
His Gly Leu Lys Glu Ser Tyr Leu Glu Glu Ser Cys Ser Thr Ile Thr					
	20		25		30
Glu Gly Tyr Leu Ser Val Leu Arg Thr Gly Trp Tyr Thr Asn Val Phe					
	35		40		45
Thr Leu Glu Val Gly Asp Val Glu Asn Leu Thr Cys Ser Asp Gly Pro					
	50		55		60
Ser Leu Ile Lys Thr Glu Leu Asp Leu Thr Lys Ser Ala Leu Arg Glu					

-continued

65	70	75	80
Leu Lys Thr Val Ser Ala Asp Gln Leu Ala Arg Glu Glu Gln Ile Glu 85 90 95			
Asn Pro Gly Ser Gly Ser Phe Val Leu Gly Ala Ile Ala Leu Gly Val 100 105 110			
Ala Ala Ala Ala Ala Val Thr Ala Gly Val Ala Ile Ala Lys Thr Ile 115 120 125			
Arg Leu Glu Ser Glu Val Thr Ala Ile Asn Asn Ala Leu Lys Lys Thr 130 135 140			
Asn Glu Ala Val Ser Thr Leu Gly Asn Gly Val Arg Val Leu Ala Thr 145 150 155 160			
Ala Val Arg Glu Leu Lys Asp Phe Val Leu Lys Asn Leu Thr Arg Ala 165 170 175			
Ile Asn Lys Asn Lys Cys Asp Ile Asp Asp Leu Lys Met Ala Val Ser 180 185 190			
Phe Ser Gln Phe Asn Arg Arg Phe Leu Asn Val Val Arg Gln Phe Ser 195 200 205			
Asp Asn Ala Gly Ile Thr Pro Ala Ile Ser Leu Asp Leu Met Thr Asp 210 215 220			
Ala Glu Leu Ala Arg Ala Val Pro Asn Met Pro Thr Ser Ala Gly Gln 225 230 235 240			
Ile Lys Leu Met Leu Glu Asn Arg Ala Met Val Arg Arg Lys Gly Phe 245 250 255			
Gly Ile Leu Ile Gly Val Tyr Gly Ser Ser Val Ile Tyr Met Val Gln 260 265 270			
Leu Pro Ile Phe Gly Val Ile Asp Thr Pro Cys Trp Ile Val Lys Ala 275 280 285			
Ala Pro Ser Cys Ser Glu Lys Lys Gly Asn Tyr Ala Cys Leu Leu Arg 290 295 300			
Glu Asp Gln Gly Trp Tyr Cys Gln Asn Ala Gly Ser Thr Val Tyr Tyr 305 310 315 320			
Pro Asn Glu Lys Asp Cys Glu Thr Arg Gly Asp His Val Phe Cys Asp 325 330 335			
Thr Ala Ala Gly Ile Asn Val Ala Glu Gln Ser Lys Glu Cys Asn Ile 340 345 350			
Asn Ile Ser Thr Thr Asn Tyr Pro Cys Lys Val Ser Thr Gly Arg His 355 360 365			
Pro Ile Ser Met Val Ala Leu Ser Pro Leu Gly Ala Leu Val Ala Cys 370 375 380			
Tyr Lys Gly Val Ser Cys Ser Ile Gly Ser Asn Arg Val Gly Ile Ile 385 390 395 400			
Lys Gln Leu Asn Lys Gly Cys Ser Tyr Ile Thr Asn Gln Asp Ala Asp 405 410 415			
Thr Val Thr Ile Asp Asn Thr Val Tyr Gln Leu Ser Lys Val Glu Gly 420 425 430			
Glu Gln His Val Ile Lys Gly Arg Pro Val Ser Ser Ser Phe Asp Pro 435 440 445			
Ile Lys Phe Pro Glu Asp Gln Phe Gln Val Ala Leu Asp Gln Val Phe 450 455 460			
Glu Asn Ile Glu Asn Ser Gln Ala Leu Val Asp Gln Ser Asn Arg Ile 465 470 475 480			
Leu Ser Ser Ala Glu Lys Gly Asn Thr Gly Phe Ile Ile Val Ile Ile 485 490 495			

-continued

Leu Ile Ala Val Leu Gly Ser Ser Met Ile Leu Val Ser Ile Phe Ile
 500 505 510

Ile Ile Lys Lys Thr Lys Lys Pro Thr Gly Ala Pro Pro Glu Leu Ser
 515 520 525

Gly Val Thr Asn Asn Gly Phe Ile Pro His Asn
 530 535

<210> SEQ ID NO 96
 <211> LENGTH: 539
 <212> TYPE: PRT
 <213> ORGANISM: Artificial Sequence
 <220> FEATURE:
 <223> OTHER INFORMATION: Synthetic Polypeptide

<400> SEQUENCE: 96

Met Ser Trp Lys Val Val Ile Ile Phe Ser Leu Leu Ile Thr Pro Gln
 1 5 10 15

His Gly Leu Lys Glu Ser Tyr Leu Glu Glu Ser Cys Ser Thr Ile Thr
 20 25 30

Glu Gly Tyr Leu Ser Val Leu Arg Thr Gly Trp Tyr Thr Asn Val Phe
 35 40 45

Thr Leu Glu Val Gly Asp Val Glu Asn Leu Thr Cys Ser Asp Gly Pro
 50 55 60

Ser Leu Ile Lys Thr Glu Leu Asp Leu Thr Lys Ser Ala Leu Arg Glu
 65 70 75 80

Leu Lys Thr Val Ser Ala Asp Gln Leu Ala Arg Glu Glu Gln Ile Glu
 85 90 95

Asn Pro Gly Ser Gly Ser Phe Val Leu Gly Ala Ile Ala Leu Gly Val
 100 105 110

Ala Ala Ala Ala Val Thr Ala Gly Val Ala Ile Ala Lys Thr Ile
 115 120 125

Arg Leu Glu Ser Glu Val Thr Ala Ile Asn Asn Ala Leu Lys Lys Thr
 130 135 140

Asn Glu Ala Val Ser Thr Leu Gly Asn Gly Val Arg Val Leu Ala Thr
 145 150 155 160

Ala Val Arg Glu Leu Lys Asp Phe Val Ser Lys Asn Leu Trp Arg Ala
 165 170 175

Ile Asn Lys Asn Lys Cys Asp Ile Asp Asp Leu Lys Met Ala Val Ser
 180 185 190

Phe Ser Gln Phe Asn Arg Arg Phe Leu Asn Val Val Arg Gln Phe Ser
 195 200 205

Asp Asn Ala Gly Ile Thr Pro Ala Ile Ser Leu Asp Leu Met Thr Asp
 210 215 220

Ala Glu Leu Ala Arg Ala Val Pro Asn Met Pro Thr Ser Ala Gly Gln
 225 230 235 240

Ile Lys Leu Met Leu Glu Asn Arg Ala Met Val Arg Arg Lys Gly Phe
 245 250 255

Gly Ile Leu Ile Gly Val Tyr Gly Ser Ser Val Ile Tyr Met Val Gln
 260 265 270

Leu Pro Ile Phe Gly Val Ile Asp Thr Pro Cys Trp Ile Val Lys Ala
 275 280 285

Ala Pro Ser Cys Ser Glu Lys Lys Gly Asn Tyr Ala Cys Leu Leu Arg
 290 295 300

Glu Asp Gln Gly Trp Tyr Cys Gln Asn Ala Gly Ser Thr Val Tyr Tyr
 305 310 315 320

-continued

Pro Asn Glu Lys Asp Cys Glu Thr Arg Gly Asp His Val Phe Cys Asp
 325 330 335
 Thr Ala Ala Gly Ile Asn Val Ala Glu Gln Ser Lys Glu Cys Asn Ile
 340 345 350
 Asn Ile Ser Thr Thr Asn Tyr Pro Cys Lys Val Ser Thr Gly Arg His
 355 360 365
 Pro Ile Ser Met Val Ala Leu Ser Pro Leu Gly Ala Leu Val Ala Cys
 370 375 380
 Tyr Lys Gly Val Ser Cys Ser Ile Gly Ser Asn Arg Val Gly Ile Ile
 385 390 395 400
 Lys Gln Leu Asn Lys Gly Cys Ser Tyr Ile Thr Asn Gln Asp Ala Asp
 405 410 415
 Thr Val Thr Ile Asp Asn Thr Val Tyr Gln Leu Ser Lys Val Glu Gly
 420 425 430
 Glu Gln His Val Ile Lys Gly Arg Pro Val Ser Ser Ser Phe Asp Pro
 435 440 445
 Ile Lys Phe Pro Glu Asp Gln Phe Gln Val Ala Leu Asp Gln Val Phe
 450 455 460
 Glu Asn Ile Glu Asn Ser Gln Ala Leu Val Asp Gln Ser Asn Arg Ile
 465 470 475 480
 Leu Ser Ser Ala Glu Lys Gly Asn Thr Gly Phe Ile Ile Val Ile Ile
 485 490 495
 Leu Ile Ala Val Leu Gly Ser Ser Met Ile Leu Val Ser Ile Phe Ile
 500 505 510
 Ile Ile Lys Lys Thr Lys Lys Pro Thr Gly Ala Pro Pro Glu Leu Ser
 515 520 525
 Gly Val Thr Asn Asn Gly Phe Ile Pro His Asn
 530 535

<210> SEQ ID NO 97
 <211> LENGTH: 539
 <212> TYPE: PRT
 <213> ORGANISM: Artificial Sequence
 <220> FEATURE:
 <223> OTHER INFORMATION: Synthetic Polypeptide

<400> SEQUENCE: 97

Met Ser Trp Lys Val Val Ile Ile Phe Ser Leu Leu Ile Thr Pro Gln
 1 5 10 15
 His Gly Leu Lys Glu Ser Tyr Leu Glu Glu Ser Cys Ser Thr Ile Thr
 20 25 30
 Glu Gly Tyr Leu Ser Val Leu Arg Thr Gly Trp Tyr Thr Asn Val Phe
 35 40 45
 Thr Leu Glu Val Gly Asp Leu Glu Asn Leu Thr Cys Ser Asp Gly Pro
 50 55 60
 Ser Leu Ile Lys Thr Glu Leu Asp Leu Leu Lys Ser Ala Leu Arg Glu
 65 70 75 80
 Leu Lys Thr Val Ser Ala Asp Gln Leu Ala Arg Glu Glu Gln Ile Glu
 85 90 95
 Asn Pro Gly Ser Gly Ser Phe Val Leu Gly Ala Ile Ala Leu Gly Val
 100 105 110
 Ala Ala Ala Ala Ala Val Thr Ala Gly Val Ala Ile Ala Lys Thr Ile
 115 120 125
 Arg Leu Glu Ser Glu Val Thr Ala Ile Asn Asn Ala Leu Lys Lys Thr
 130 135 140

-continued

Asn Glu Ala Val Ser Thr Leu Gly Asn Gly Val Arg Val Leu Ala Thr
 145 150 155 160
 Ala Val Arg Glu Leu Lys Asp Phe Val Leu Lys Asn Leu Trp Arg Ala
 165 170 175
 Ile Asn Lys Asn Lys Cys Asp Ile Asp Asp Leu Lys Met Ala Val Ser
 180 185 190
 Phe Ser Gln Phe Asn Arg Arg Phe Leu Asn Val Val Arg Gln Phe Ser
 195 200 205
 Asp Asn Ala Gly Ile Thr Pro Ala Ile Ser Leu Asp Leu Met Thr Asp
 210 215 220
 Ala Glu Leu Ala Arg Ala Val Pro Asn Met Pro Thr Ser Ala Gly Gln
 225 230 235 240
 Ile Lys Leu Met Leu Glu Asn Arg Ala Met Val Arg Arg Lys Gly Phe
 245 250 255
 Gly Ile Leu Ile Gly Val Tyr Gly Ser Ser Val Ile Tyr Met Val Gln
 260 265 270
 Leu Pro Ile Phe Gly Val Ile Asp Thr Pro Cys Trp Ile Val Lys Ala
 275 280 285
 Ala Pro Ser Cys Ser Glu Lys Lys Gly Asn Tyr Ala Cys Leu Leu Arg
 290 295 300
 Glu Asp Gln Gly Trp Tyr Cys Gln Asn Ala Gly Ser Thr Val Tyr Tyr
 305 310 315 320
 Pro Asn Glu Lys Asp Cys Glu Thr Arg Gly Asp His Val Phe Cys Asp
 325 330 335
 Thr Ala Ala Gly Ile Asn Val Ala Glu Gln Ser Lys Glu Cys Asn Ile
 340 345 350
 Asn Ile Ser Thr Thr Asn Tyr Pro Cys Lys Val Ser Thr Gly Arg His
 355 360 365
 Pro Ile Ser Met Val Ala Leu Ser Pro Leu Gly Ala Leu Val Ala Cys
 370 375 380
 Tyr Lys Gly Val Ser Cys Ser Ile Gly Ser Asn Arg Val Gly Ile Ile
 385 390 395 400
 Lys Gln Leu Asn Lys Gly Cys Ser Tyr Ile Thr Asn Gln Asp Ala Asp
 405 410 415
 Thr Val Thr Ile Asp Asn Thr Val Tyr Gln Leu Ser Lys Val Glu Gly
 420 425 430
 Glu Gln His Val Ile Lys Gly Arg Pro Val Ser Ser Ser Phe Asp Pro
 435 440 445
 Ile Lys Phe Pro Glu Asp Gln Phe Gln Val Ala Leu Asp Gln Val Phe
 450 455 460
 Glu Asn Ile Glu Asn Ser Gln Ala Leu Val Asp Gln Ser Asn Arg Ile
 465 470 475 480
 Leu Ser Ser Ala Glu Lys Gly Asn Thr Gly Phe Ile Ile Val Ile Ile
 485 490 495
 Leu Ile Ala Val Leu Gly Ser Ser Met Ile Leu Val Ser Ile Phe Ile
 500 505 510
 Ile Ile Lys Lys Thr Lys Lys Pro Thr Gly Ala Pro Pro Glu Leu Ser
 515 520 525
 Gly Val Thr Asn Asn Gly Phe Ile Pro His Asn
 530 535

<210> SEQ ID NO 98

<211> LENGTH: 539

-continued

```

<212> TYPE: PRT
<213> ORGANISM: Artificial Sequence
<220> FEATURE:
<223> OTHER INFORMATION: Synthetic Polypeptide

<400> SEQUENCE: 98

Met Ser Trp Lys Val Val Ile Ile Phe Ser Leu Leu Ile Thr Pro Gln
 1           5           10          15
His Gly Leu Lys Glu Ser Tyr Leu Glu Glu Ser Cys Ser Thr Ile Thr
 20          25          30
Glu Gly Tyr Leu Ser Val Leu Arg Thr Gly Trp Tyr Thr Asn Val Phe
 35          40          45
Thr Leu Pro Val Gly Asp Val Glu Asn Leu Thr Cys Ser Asp Gly Pro
 50          55          60
Ser Leu Ile Lys Thr Glu Leu Asp Leu Thr Lys Ser Ala Leu Arg Glu
 65          70          75          80
Leu Lys Thr Val Ser Ala Asp Gln Leu Ala Arg Glu Glu Gln Ile Glu
 85          90          95
Asn Pro Gly Ser Gly Ser Phe Val Leu Gly Ala Ile Ala Leu Gly Val
 100         105         110
Ala Ala Ala Ala Ala Val Thr Ala Gly Val Ala Ile Ala Lys Thr Ile
 115         120         125
Arg Leu Glu Ser Glu Val Thr Ala Ile Asn Asn Ala Leu Lys Lys Thr
 130         135         140
Asn Glu Ala Val Ser Thr Leu Gly Asn Gly Val Arg Val Leu Ala Thr
 145         150         155         160
Ala Val Arg Glu Leu Lys Asp Phe Val Ser Lys Asn Leu Thr Arg Ala
 165         170         175
Ile Asn Lys Asn Lys Cys Asp Ile Asp Asp Leu Lys Met Ala Val Ser
 180         185         190
Phe Ser Gln Phe Asn Arg Arg Phe Leu Asn Val Val Arg Gln Phe Ser
 195         200         205
Asp Asn Ala Gly Ile Thr Pro Ala Ile Ser Leu Asp Leu Met Thr Asp
 210         215         220
Ala Glu Leu Ala Arg Ala Val Pro Asn Met Pro Thr Ser Ala Gly Gln
 225         230         235         240
Ile Lys Leu Met Leu Glu Asn Arg Ala Met Val Arg Arg Lys Gly Phe
 245         250         255
Gly Ile Leu Ile Gly Val Tyr Gly Ser Ser Val Ile Tyr Met Val Gln
 260         265         270
Leu Pro Ile Phe Gly Val Ile Asp Thr Pro Cys Trp Ile Val Lys Ala
 275         280         285
Ala Pro Ser Cys Ser Glu Lys Lys Gly Asn Tyr Ala Cys Leu Leu Arg
 290         295         300
Glu Asp Gln Gly Trp Tyr Cys Gln Asn Ala Gly Ser Thr Val Tyr Tyr
 305         310         315         320
Pro Asn Glu Lys Asp Cys Glu Thr Arg Gly Asp His Val Phe Cys Asp
 325         330         335
Thr Ala Ala Gly Ile Asn Val Ala Glu Gln Ser Lys Glu Cys Asn Ile
 340         345         350
Asn Ile Ser Thr Thr Asn Tyr Pro Cys Lys Val Ser Thr Gly Arg His
 355         360         365
Pro Ile Ser Met Val Ala Leu Ser Pro Leu Gly Ala Leu Val Ala Cys
 370         375         380

```

-continued

Tyr Lys Gly Val Ser Cys Ser Ile Gly Ser Asn Arg Val Gly Ile Ile
 385 390 395 400

Lys Gln Leu Asn Lys Gly Cys Ser Tyr Ile Thr Asn Gln Asp Ala Asp
 405 410 415

Thr Val Thr Ile Asp Asn Thr Val Tyr Gln Leu Ser Lys Val Glu Gly
 420 425 430

Glu Gln His Val Ile Lys Gly Arg Pro Val Ser Ser Ser Phe Asp Pro
 435 440 445

Ile Lys Phe Pro Glu Asp Gln Phe Gln Val Ala Leu Asp Gln Val Phe
 450 455 460

Glu Asn Ile Glu Asn Ser Gln Ala Leu Val Asp Gln Ser Asn Arg Ile
 465 470 475 480

Leu Ser Ser Ala Glu Lys Gly Asn Thr Gly Phe Ile Ile Val Ile Ile
 485 490 495

Leu Ile Ala Val Leu Gly Ser Ser Met Ile Leu Val Ser Ile Phe Ile
 500 505 510

Ile Ile Lys Lys Thr Lys Lys Pro Thr Gly Ala Pro Pro Glu Leu Ser
 515 520 525

Gly Val Thr Asn Asn Gly Phe Ile Pro His Asn
 530 535

<210> SEQ ID NO 99
 <211> LENGTH: 539
 <212> TYPE: PRT
 <213> ORGANISM: Artificial Sequence
 <220> FEATURE:
 <223> OTHER INFORMATION: Synthetic Polypeptide

<400> SEQUENCE: 99

Met Ser Trp Lys Val Val Ile Ile Phe Ser Leu Leu Ile Thr Pro Gln
 1 5 10 15

His Gly Leu Lys Glu Ser Tyr Leu Glu Glu Ser Cys Ser Thr Ile Thr
 20 25 30

Glu Gly Tyr Leu Ser Val Leu Arg Thr Gly Trp Tyr Thr Asn Val Phe
 35 40 45

Thr Leu Glu Val Gly Asp Val Glu Asn Leu Thr Cys Ser Asp Gly Pro
 50 55 60

Ser Leu Ile Lys Thr Glu Leu Asp Leu Thr Lys Ser Ala Leu Arg Glu
 65 70 75 80

Leu Lys Thr Val Ser Ala Asp Gln Leu Ala Arg Glu Glu Gln Ile Glu
 85 90 95

Asn Pro Gly Ser Gly Ser Phe Val Leu Gly Ala Ile Ala Leu Gly Val
 100 105 110

Ala Ala Ala Ala Ala Val Thr Ala Gly Val Ala Ile Ala Lys Thr Ile
 115 120 125

Arg Leu Glu Ser Glu Val Thr Ala Ile Asn Asn Ala Leu Lys Lys Thr
 130 135 140

Asn Glu Ala Val Ser Thr Leu Gly Asn Gly Val Arg Val Leu Ala Thr
 145 150 155 160

Ala Val Arg Glu Leu Lys Asp Phe Val Ser Lys Asn Leu Thr Arg Ala
 165 170 175

Ile Asn Lys Asn Lys Cys Asp Ile Pro Asp Leu Lys Met Ala Val Ser
 180 185 190

Phe Ser Gln Phe Asn Arg Arg Phe Leu Asn Val Val Arg Gln Phe Ser
 195 200 205

-continued

```

Asp Asn Ala Gly Ile Thr Pro Ala Ile Ser Leu Asp Leu Met Thr Asp
 210                               215                               220

Ala Glu Leu Ala Arg Ala Val Pro Asn Met Pro Thr Ser Ala Gly Gln
 225                               230                               235                               240

Ile Lys Leu Met Leu Glu Asn Arg Ala Met Val Arg Arg Lys Gly Phe
                               245                               250                               255

Gly Ile Leu Ile Gly Val Tyr Gly Ser Ser Val Ile Tyr Met Val Gln
                               260                               265                               270

Leu Pro Ile Phe Gly Val Ile Asp Thr Pro Cys Trp Ile Val Lys Ala
                               275                               280                               285

Ala Pro Ser Cys Ser Glu Lys Lys Gly Asn Tyr Ala Cys Leu Leu Arg
 290                               295                               300

Glu Asp Gln Gly Trp Tyr Cys Gln Asn Ala Gly Ser Thr Val Tyr Tyr
 305                               310                               315                               320

Pro Asn Glu Lys Asp Cys Glu Thr Arg Gly Asp His Val Phe Cys Asp
                               325                               330                               335

Thr Ala Ala Gly Ile Asn Val Ala Glu Gln Ser Lys Glu Cys Asn Ile
                               340                               345                               350

Asn Ile Ser Thr Thr Asn Tyr Pro Cys Lys Val Ser Thr Gly Arg His
                               355                               360                               365

Pro Ile Ser Met Val Ala Leu Ser Pro Leu Gly Ala Leu Val Ala Cys
 370                               375                               380

Tyr Lys Gly Val Ser Cys Ser Ile Gly Ser Asn Arg Val Gly Ile Ile
 385                               390                               395                               400

Lys Gln Leu Asn Lys Gly Cys Ser Tyr Ile Thr Asn Gln Asp Ala Asp
                               405                               410                               415

Thr Val Thr Ile Asp Asn Thr Val Tyr Gln Leu Ser Lys Val Glu Gly
                               420                               425                               430

Glu Gln His Val Ile Lys Gly Arg Pro Val Ser Ser Ser Phe Asp Pro
                               435                               440                               445

Ile Lys Phe Pro Glu Asp Gln Phe Gln Val Ala Leu Asp Gln Val Phe
 450                               455                               460

Glu Asn Ile Glu Asn Ser Gln Ala Leu Val Asp Gln Ser Asn Arg Ile
 465                               470                               475                               480

Leu Ser Ser Ala Glu Lys Gly Asn Thr Gly Phe Ile Ile Val Ile Ile
                               485                               490                               495

Leu Ile Ala Val Leu Gly Ser Ser Met Ile Leu Val Ser Ile Phe Ile
                               500                               505                               510

Ile Ile Lys Lys Thr Lys Lys Pro Thr Gly Ala Pro Pro Glu Leu Ser
                               515                               520                               525

Gly Val Thr Asn Asn Gly Phe Ile Pro His Asn
 530                               535
    
```

```

<210> SEQ ID NO 100
<211> LENGTH: 539
<212> TYPE: PRT
<213> ORGANISM: Artificial Sequence
<220> FEATURE:
<223> OTHER INFORMATION: Synthetic Polypeptide
    
```

```

<400> SEQUENCE: 100
    
```

```

Met Ser Trp Lys Val Val Ile Ile Phe Ser Leu Leu Ile Thr Pro Gln
 1                               5                               10                               15

His Gly Leu Lys Glu Ser Tyr Leu Glu Glu Ser Cys Ser Thr Ile Thr
 20                               25                               30
    
```

-continued

Glu Gly Tyr Leu Ser Val Leu Arg Thr Gly Trp Tyr Thr Asn Val Phe
 35 40 45

Thr Leu Glu Val Gly Asp Val Glu Asn Leu Thr Cys Ser Asp Gly Pro
 50 55 60

Ser Leu Ile Lys Thr Glu Leu Asp Leu Thr Lys Ser Ala Leu Arg Glu
 65 70 75 80

Leu Lys Thr Val Ser Ala Asp Gln Leu Ala Arg Glu Glu Gln Ile Glu
 85 90 95

Asn Pro Gly Ser Gly Ser Phe Val Leu Gly Ala Ile Ala Leu Gly Val
 100 105 110

Ala Ala Ala Ala Ala Val Thr Ala Gly Val Ala Ile Ala Lys Thr Ile
 115 120 125

Arg Leu Glu Ser Glu Val Thr Ala Ile Asn Asn Ala Leu Lys Lys Thr
 130 135 140

Asn Glu Ala Val Ser Thr Leu Gly Asn Gly Val Arg Val Leu Ala Thr
 145 150 155 160

Ala Val Arg Glu Leu Lys Asp Phe Val Ser Lys Asn Leu Thr Arg Ala
 165 170 175

Ile Asn Lys Asn Lys Cys Pro Ile Asp Asp Leu Lys Met Ala Val Ser
 180 185 190

Phe Ser Gln Phe Asn Arg Arg Phe Leu Asn Val Val Arg Gln Phe Ser
 195 200 205

Asp Asn Ala Gly Ile Thr Pro Ala Ile Ser Leu Asp Leu Met Thr Asp
 210 215 220

Ala Glu Leu Ala Arg Ala Val Pro Asn Met Pro Thr Ser Ala Gly Gln
 225 230 235 240

Ile Lys Leu Met Leu Glu Asn Arg Ala Met Val Arg Arg Lys Gly Phe
 245 250 255

Gly Ile Leu Ile Gly Val Tyr Gly Ser Ser Val Ile Tyr Met Val Gln
 260 265 270

Leu Pro Ile Phe Gly Val Ile Asp Thr Pro Cys Trp Ile Val Lys Ala
 275 280 285

Ala Pro Ser Cys Ser Glu Lys Lys Gly Asn Tyr Ala Cys Leu Leu Arg
 290 295 300

Glu Asp Gln Gly Trp Tyr Cys Gln Asn Ala Gly Ser Thr Val Tyr Tyr
 305 310 315 320

Pro Asn Glu Lys Asp Cys Glu Thr Arg Gly Asp His Val Phe Cys Asp
 325 330 335

Thr Ala Ala Gly Ile Asn Val Ala Glu Gln Ser Lys Glu Cys Asn Ile
 340 345 350

Asn Ile Ser Thr Thr Asn Tyr Pro Cys Lys Val Ser Thr Gly Arg His
 355 360 365

Pro Ile Ser Met Val Ala Leu Ser Pro Leu Gly Ala Leu Val Ala Cys
 370 375 380

Tyr Lys Gly Val Ser Cys Ser Ile Gly Ser Asn Arg Val Gly Ile Ile
 385 390 395 400

Lys Gln Leu Asn Lys Gly Cys Ser Tyr Ile Thr Asn Gln Asp Ala Asp
 405 410 415

Thr Val Thr Ile Asp Asn Thr Val Tyr Gln Leu Ser Lys Val Glu Gly
 420 425 430

Glu Gln His Val Ile Lys Gly Arg Pro Val Ser Ser Ser Phe Asp Pro
 435 440 445

Ile Lys Phe Pro Glu Asp Gln Phe Gln Val Ala Leu Asp Gln Val Phe

-continued

450	455	460
Glu Asn Ile Glu Asn Ser Gln Ala Leu Val Asp Gln Ser Asn Arg Ile		
465	470	475 480
Leu Ser Ser Ala Glu Lys Gly Asn Thr Gly Phe Ile Ile Val Ile Ile		
	485	490 495
Leu Ile Ala Val Leu Gly Ser Ser Met Ile Leu Val Ser Ile Phe Ile		
	500	505 510
Ile Ile Lys Lys Thr Lys Lys Pro Thr Gly Ala Pro Pro Glu Leu Ser		
	515	520 525
Gly Val Thr Asn Asn Gly Phe Ile Pro His Asn		
530	535	

<210> SEQ ID NO 101
 <211> LENGTH: 539
 <212> TYPE: PRT
 <213> ORGANISM: Artificial Sequence
 <220> FEATURE:
 <223> OTHER INFORMATION: Synthetic Polypeptide

<400> SEQUENCE: 101

Met Ser Trp Lys Val Val Ile Ile Phe Ser Leu Leu Ile Thr Pro Gln
1 5 10 15
His Gly Leu Lys Glu Ser Tyr Leu Glu Glu Ser Cys Ser Thr Ile Thr
20 25 30
Glu Gly Tyr Leu Ser Val Leu Arg Thr Gly Trp Tyr Thr Asn Val Phe
35 40 45
Thr Leu Glu Val Gly Asp Val Glu Asn Leu Thr Cys Ser Asp Gly Pro
50 55 60
Ser Leu Ile Lys Thr Glu Leu Asp Leu Thr Lys Ser Ala Leu Arg Glu
65 70 75 80
Leu Lys Thr Val Ser Ala Asp Gln Leu Ala Arg Glu Glu Gln Ile Glu
85 90 95
Asn Pro Gly Ser Gly Ser Phe Val Leu Gly Ala Ile Ala Leu Gly Val
100 105 110
Ala Ala Ala Ala Ala Val Thr Ala Gly Val Ala Ile Ala Lys Thr Ile
115 120 125
Arg Leu Pro Ser Glu Val Thr Ala Ile Asn Asn Ala Leu Lys Lys Thr
130 135 140
Asn Glu Ala Val Ser Thr Leu Gly Asn Gly Val Arg Val Leu Ala Thr
145 150 155 160
Ala Val Arg Glu Leu Lys Asp Phe Val Ser Lys Asn Leu Thr Arg Ala
165 170 175
Ile Asn Lys Asn Lys Cys Asp Ile Asp Asp Leu Lys Met Ala Val Ser
180 185 190
Phe Ser Gln Phe Asn Arg Arg Phe Leu Asn Val Val Arg Gln Phe Ser
195 200 205
Asp Asn Ala Gly Ile Thr Pro Ala Ile Ser Leu Asp Leu Met Thr Asp
210 215 220
Ala Glu Leu Ala Arg Ala Val Pro Asn Met Pro Thr Ser Ala Gly Gln
225 230 235 240
Ile Lys Leu Met Leu Glu Asn Arg Ala Met Val Arg Arg Lys Gly Phe
245 250 255
Gly Ile Leu Ile Gly Val Tyr Gly Ser Ser Val Ile Tyr Met Val Gln
260 265 270
Leu Pro Ile Phe Gly Val Ile Asp Thr Pro Cys Trp Ile Val Lys Ala

-continued

100				105				110							
Ala	Ala	Ala	Ala	Ala	Val	Thr	Ala	Gly	Val	Ala	Ile	Ala	Lys	Thr	Ile
	115						120						125		
Arg	Leu	Glu	Ser	Glu	Val	Thr	Ala	Ile	Asn	Asn	Ala	Leu	Lys	Lys	Thr
	130						135						140		
Asn	Glu	Ala	Val	Ser	Thr	Leu	Gly	Asn	Gly	Val	Arg	Val	Leu	Ala	Thr
	145						150				155				160
Ala	Val	Arg	Glu	Leu	Lys	Asp	Phe	Val	Ser	Lys	Asn	Leu	Thr	Arg	Ala
			165							170				175	
Ile	Asn	Lys	Asn	Lys	Cys	Asp	Ile	Asp	Asp	Leu	Lys	Met	Ala	Val	Ser
			180							185				190	
Phe	Ser	Gln	Phe	Asn	Arg	Arg	Phe	Leu	Asn	Val	Val	Arg	Gln	Phe	Ser
			195				200							205	
Asp	Asn	Ala	Gly	Ile	Thr	Pro	Ala	Ile	Ser	Leu	Asp	Leu	Met	Thr	Asp
	210						215								220
Ala	Glu	Leu	Ala	Arg	Ala	Val	Pro	Asn	Met	Pro	Thr	Ser	Ala	Gly	Gln
	225					230					235				240
Ile	Lys	Leu	Met	Leu	Glu	Asn	Arg	Ala	Met	Val	Arg	Arg	Lys	Gly	Phe
			245							250				255	
Gly	Ile	Leu	Ile	Gly	Val	Tyr	Gly	Ser	Ser	Val	Ile	Tyr	Met	Val	Gln
		260								265				270	
Leu	Pro	Ile	Phe	Gly	Val	Ile	Asp	Thr	Pro	Cys	Trp	Ile	Val	Lys	Ala
		275					280							285	
Ala	Pro	Ser	Cys	Ser	Glu	Lys	Lys	Gly	Asn	Tyr	Ala	Cys	Leu	Leu	Arg
	290					295					300				
Glu	Asp	Gln	Gly	Trp	Tyr	Cys	Gln	Asn	Ala	Gly	Ser	Thr	Val	Tyr	Tyr
	305					310					315				320
Pro	Asn	Glu	Lys	Asp	Cys	Glu	Thr	Arg	Gly	Asp	His	Val	Phe	Cys	Asp
			325							330				335	
Thr	Ala	Ala	Gly	Ile	Asn	Val	Ala	Glu	Gln	Ser	Lys	Glu	Cys	Asn	Ile
			340							345				350	
Asn	Ile	Ser	Thr	Thr	Asn	Tyr	Pro	Cys	Lys	Val	Ser	Thr	Gly	Arg	His
		355					360							365	
Pro	Ile	Ser	Met	Val	Ala	Leu	Ser	Pro	Leu	Gly	Ala	Leu	Val	Ala	Cys
	370					375					380				
Tyr	Lys	Gly	Val	Ser	Cys	Ser	Ile	Gly	Ser	Asn	Arg	Val	Gly	Ile	Ile
	385					390					395				400
Lys	Gln	Leu	Asn	Lys	Gly	Cys	Ser	Tyr	Ile	Thr	Asn	Gln	Asp	Ala	Asp
			405							410				415	
Thr	Val	Thr	Ile	Asp	Asn	Thr	Val	Tyr	Gln	Leu	Ser	Lys	Val	Glu	Gly
			420							425				430	
Glu	Gln	His	Val	Ile	Lys	Gly	Arg	Pro	Val	Ser	Ser	Ser	Phe	Pro	Pro
		435					440							445	
Ile	Lys	Phe	Pro	Glu	Asp	Gln	Phe	Gln	Val	Ala	Leu	Asp	Gln	Val	Phe
	450					455					460				
Glu	Asn	Ile	Glu	Asn	Ser	Gln	Ala	Leu	Val	Asp	Gln	Ser	Asn	Arg	Ile
	465					470				475					480
Leu	Ser	Ser	Ala	Glu	Lys	Gly	Asn	Thr	Gly	Phe	Ile	Ile	Val	Ile	Ile
			485							490				495	
Leu	Ile	Ala	Val	Leu	Gly	Ser	Ser	Met	Ile	Leu	Val	Ser	Ile	Phe	Ile
			500							505				510	
Ile	Ile	Lys	Lys	Thr	Lys	Lys	Pro	Thr	Gly	Ala	Pro	Pro	Glu	Leu	Ser
		515					520							525	

-continued

Gly Val Thr Asn Asn Gly Phe Ile Pro His Asn
530 535

<210> SEQ ID NO 103
<211> LENGTH: 539
<212> TYPE: PRT
<213> ORGANISM: Artificial Sequence
<220> FEATURE:
<223> OTHER INFORMATION: Synthetic Polypeptide

<400> SEQUENCE: 103

Met Ser Trp Lys Val Val Ile Ile Phe Ser Leu Leu Ile Thr Pro Gln
1 5 10 15
His Gly Leu Lys Glu Ser Tyr Leu Glu Glu Ser Cys Ser Thr Ile Thr
20 25 30
Glu Gly Tyr Leu Ser Val Leu Arg Thr Gly Trp Tyr Thr Asn Val Phe
35 40 45
Thr Leu Glu Val Gly Asp Val Glu Asn Leu Thr Cys Ser Asp Gly Pro
50 55 60
Ser Leu Ile Lys Thr Glu Leu Asp Leu Thr Lys Ser Ala Leu Arg Glu
65 70 75 80
Leu Lys Thr Val Ser Ala Asp Gln Leu Ala Arg Glu Glu Gln Ile Glu
85 90 95
Asn Pro Gly Ser Gly Ser Phe Val Leu Gly Ala Ile Ala Leu Gly Val
100 105 110
Ala Ala Ala Ala Val Thr Ala Gly Val Ala Ile Ala Lys Thr Ile
115 120 125
Arg Leu Glu Ser Glu Val Thr Ala Ile Asn Asn Ala Leu Lys Lys Thr
130 135 140
Asn Glu Ala Val Ser Thr Leu Gly Asn Gly Val Arg Val Leu Ala Thr
145 150 155 160
Ala Val Arg Glu Leu Lys Asp Phe Val Ser Lys Asn Leu Thr Arg Ala
165 170 175
Ile Asn Lys Asn Lys Cys Asp Ile Asp Asp Leu Lys Met Ala Val Ser
180 185 190
Phe Ser Gln Phe Asn Arg Arg Phe Leu Asn Val Val Arg Gln Phe Ser
195 200 205
Asp Asn Ala Gly Ile Thr Pro Ala Ile Ser Leu Asp Leu Met Thr Asp
210 215 220
Ala Glu Leu Ala Arg Ala Val Pro Asn Met Pro Thr Ser Ala Gly Gln
225 230 235 240
Ile Lys Leu Met Leu Glu Asn Arg Ala Met Val Arg Arg Lys Gly Phe
245 250 255
Gly Ile Leu Ile Gly Val Tyr Gly Ser Ser Val Ile Tyr Met Val Gln
260 265 270
Leu Pro Ile Phe Gly Val Ile Asp Thr Pro Cys Trp Ile Val Lys Ala
275 280 285
Ala Pro Ser Cys Ser Glu Lys Lys Gly Asn Tyr Ala Cys Leu Leu Arg
290 295 300
Glu Asp Gln Gly Trp Tyr Cys Gln Asn Ala Gly Ser Thr Val Tyr Tyr
305 310 315 320
Pro Asn Glu Lys Asp Cys Glu Thr Arg Gly Asp His Val Phe Cys Asp
325 330 335
Thr Ala Ala Gly Ile Asn Val Ala Glu Gln Ser Lys Glu Cys Asn Ile
340 345 350

-continued

Asn Ile Ser Thr Thr Asn Tyr Pro Cys Lys Val Ser Thr Gly Arg His
 355 360 365
 Pro Ile Ser Met Val Ala Leu Ser Pro Leu Gly Ala Leu Val Ala Cys
 370 375 380
 Tyr Lys Gly Val Ser Cys Ser Ile Gly Ser Asn Arg Val Gly Ile Ile
 385 390 395 400
 Lys Gln Leu Asn Lys Gly Cys Ser Tyr Ile Thr Asn Gln Asp Ala Asp
 405 410 415
 Thr Val Thr Ile Asp Asn Thr Val Tyr Gln Leu Ser Lys Val Glu Gly
 420 425 430
 Glu Gln His Val Ile Lys Gly Arg Pro Val Ser Ser Ser Phe Asp Pro
 435 440 445
 Ile Lys Phe Pro Glu Asn Gln Phe Gln Val Ala Leu Asp Gln Val Phe
 450 455 460
 Glu Asn Ile Glu Asn Ser Gln Ala Leu Val Asp Gln Ser Asn Arg Ile
 465 470 475 480
 Leu Ser Ser Ala Glu Lys Gly Asn Thr Gly Phe Ile Ile Val Ile Ile
 485 490 495
 Leu Ile Ala Val Leu Gly Ser Ser Met Ile Leu Val Ser Ile Phe Ile
 500 505 510
 Ile Ile Lys Lys Thr Lys Lys Pro Thr Gly Ala Pro Pro Glu Leu Ser
 515 520 525
 Gly Val Thr Asn Asn Gly Phe Ile Pro His Asn
 530 535

<210> SEQ ID NO 104
 <211> LENGTH: 539
 <212> TYPE: PRT
 <213> ORGANISM: Artificial Sequence
 <220> FEATURE:
 <223> OTHER INFORMATION: Synthetic Polypeptide

<400> SEQUENCE: 104

Met Ser Trp Lys Val Val Ile Ile Phe Ser Leu Leu Ile Thr Pro Gln
 1 5 10 15
 His Gly Leu Lys Glu Ser Tyr Leu Glu Glu Ser Cys Ser Thr Ile Thr
 20 25 30
 Glu Gly Tyr Leu Ser Val Leu Arg Thr Gly Trp Tyr Thr Asn Val Phe
 35 40 45
 Thr Leu Glu Val Gly Asp Val Glu Asn Leu Thr Cys Ser Asp Gly Pro
 50 55 60
 Ser Leu Ile Lys Thr Glu Leu Asp Leu Thr Lys Ser Ala Leu Arg Glu
 65 70 75 80
 Leu Lys Thr Val Ser Ala Asp Gln Leu Ala Arg Glu Glu Gln Ile Glu
 85 90 95
 Asn Pro Gly Ser Gly Ser Phe Val Leu Gly Ala Ile Ala Leu Gly Val
 100 105 110
 Ala Ala Ala Ala Ala Val Thr Ala Gly Val Ala Ile Ala Lys Thr Ile
 115 120 125
 Arg Leu Glu Ser Glu Val Thr Ala Ile Asn Asn Ala Leu Lys Lys Thr
 130 135 140
 Asn Glu Ala Val Ser Thr Leu Gly Asn Gly Val Arg Val Leu Ala Thr
 145 150 155 160
 Ala Val Arg Glu Leu Lys Asp Phe Val Ser Lys Asn Leu Thr Arg Ala
 165 170 175

-continued

```

Ile Asn Lys Asn Lys Cys Asp Ile Asp Asp Leu Lys Met Ala Val Ser
      180                               185                               190

Phe Ser Gln Phe Asn Arg Arg Phe Leu Asn Val Val Arg Gln Phe Ser
      195                               200                               205

Asp Asn Ala Gly Ile Thr Pro Ala Ile Ser Leu Asp Leu Met Thr Asp
      210                               215                               220

Ala Glu Leu Ala Arg Ala Val Pro Asn Met Pro Thr Ser Ala Gly Gln
      225                               230                               235                               240

Ile Lys Leu Met Leu Glu Asn Arg Ala Met Val Arg Arg Lys Gly Phe
      245                               250                               255

Gly Ile Leu Ile Gly Val Tyr Gly Ser Ser Val Ile Tyr Met Val Gln
      260                               265                               270

Leu Pro Ile Phe Gly Val Ile Asp Thr Pro Cys Trp Ile Val Lys Ala
      275                               280                               285

Ala Pro Ser Cys Ser Glu Lys Lys Gly Asn Tyr Ala Cys Leu Leu Arg
      290                               295                               300

Glu Asp Gln Gly Trp Tyr Cys Gln Asn Ala Gly Ser Thr Val Tyr Tyr
      305                               310                               315                               320

Pro Asn Glu Lys Asp Cys Glu Thr Arg Gly Asp His Val Phe Cys Asp
      325                               330                               335

Thr Ala Ala Gly Ile Asn Val Ala Glu Gln Ser Lys Glu Cys Asn Ile
      340                               345                               350

Asn Ile Ser Thr Thr Asn Tyr Pro Cys Lys Val Ser Thr Gly Arg His
      355                               360                               365

Pro Ile Ser Met Val Ala Leu Ser Pro Leu Gly Ala Leu Val Ala Cys
      370                               375                               380

Tyr Lys Gly Val Ser Cys Ser Ile Gly Ser Asn Arg Val Gly Ile Ile
      385                               390                               395                               400

Lys Gln Leu Asn Lys Gly Cys Ser Tyr Ile Thr Asn Gln Asp Ala Asp
      405                               410                               415

Thr Val Thr Ile Asp Asn Thr Val Tyr Gln Leu Ser Lys Val Glu Gly
      420                               425                               430

Glu Gln His Val Ile Lys Gly Arg Pro Val Ser Ser Ser Phe Asp Pro
      435                               440                               445

Ile Lys Phe Pro Gln Asp Gln Phe Gln Val Ala Leu Asp Gln Val Phe
      450                               455                               460

Glu Asn Ile Glu Asn Ser Gln Ala Leu Val Asp Gln Ser Asn Arg Ile
      465                               470                               475                               480

Leu Ser Ser Ala Glu Lys Gly Asn Thr Gly Phe Ile Ile Val Ile Ile
      485                               490                               495

Leu Ile Ala Val Leu Gly Ser Ser Met Ile Leu Val Ser Ile Phe Ile
      500                               505                               510

Ile Ile Lys Lys Thr Lys Lys Pro Thr Gly Ala Pro Pro Glu Leu Ser
      515                               520                               525

Gly Val Thr Asn Asn Gly Phe Ile Pro His Asn
      530                               535

```

<210> SEQ ID NO 105

<211> LENGTH: 539

<212> TYPE: PRT

<213> ORGANISM: Artificial Sequence

<220> FEATURE:

<223> OTHER INFORMATION: Synthetic Polypeptide

<400> SEQUENCE: 105

-continued

Met Ser Trp Lys Val Val Ile Ile Phe Ser Leu Leu Ile Thr Pro Gln
 1 5 10 15
 His Gly Leu Lys Glu Ser Tyr Leu Glu Glu Ser Cys Ser Thr Ile Thr
 20 25 30
 Glu Gly Tyr Leu Ser Val Leu Arg Thr Gly Trp Tyr Thr Asn Val Phe
 35 40 45
 Thr Leu Glu Val Gly Asp Val Glu Asn Leu Thr Cys Ser Asp Gly Pro
 50 55 60
 Ser Leu Ile Lys Thr Glu Leu Asp Leu Thr Lys Ser Ala Leu Arg Glu
 65 70 75 80
 Leu Lys Thr Val Ser Ala Asp Gln Leu Ala Arg Glu Glu Gln Ile Glu
 85 90 95
 Asn Pro Gly Ser Gly Ser Phe Val Leu Gly Ala Ile Ala Leu Gly Val
 100 105 110
 Ala Ala Ala Ala Ala Val Thr Ala Gly Val Ala Ile Ala Lys Thr Ile
 115 120 125
 Arg Leu Glu Ser Glu Val Thr Ala Ile Asn Asn Ala Leu Lys Lys Thr
 130 135 140
 Asn Glu Ala Val Ser Thr Leu Gly Asn Gly Val Arg Val Leu Ala Thr
 145 150 155 160
 Ala Val Arg Glu Leu Lys Asp Phe Val Ser Lys Asn Leu Thr Arg Ala
 165 170 175
 Ile Asn Lys Asn Lys Cys Asp Ile Asp Asp Leu Lys Met Ala Val Ser
 180 185 190
 Phe Ser Gln Trp Asn Arg Arg Phe Leu Asn Val Val Arg Gln Phe Ser
 195 200 205
 Asp Asn Ala Gly Ile Thr Pro Ala Ile Ser Leu Asp Leu Met Thr Asp
 210 215 220
 Ala Glu Leu Ala Arg Ala Val Pro Asn Met Pro Thr Ser Ala Gly Gln
 225 230 235 240
 Ile Lys Leu Met Leu Glu Asn Arg Ala Met Val Arg Arg Lys Gly Phe
 245 250 255
 Gly Ile Leu Ile Gly Val Tyr Gly Ser Ser Val Ile Tyr Met Val Gln
 260 265 270
 Leu Pro Ile Phe Gly Val Ile Asp Thr Pro Cys Trp Ile Val Lys Ala
 275 280 285
 Ala Pro Ser Cys Ser Glu Lys Lys Gly Asn Tyr Ala Cys Leu Leu Arg
 290 295 300
 Glu Asp Gln Gly Trp Tyr Cys Gln Asn Ala Gly Ser Thr Val Tyr Tyr
 305 310 315 320
 Pro Asn Glu Lys Asp Cys Glu Thr Arg Gly Asp His Val Phe Cys Asp
 325 330 335
 Thr Ala Ala Gly Ile Asn Val Ala Glu Gln Ser Lys Glu Cys Asn Ile
 340 345 350
 Asn Ile Ser Thr Thr Asn Tyr Pro Cys Lys Val Ser Thr Gly Arg His
 355 360 365
 Pro Ile Ser Met Val Ala Leu Ser Pro Leu Gly Ala Leu Val Ala Cys
 370 375 380
 Tyr Lys Gly Val Ser Cys Ser Ile Gly Ser Asn Arg Val Gly Ile Ile
 385 390 395 400
 Lys Gln Leu Asn Lys Gly Cys Ser Tyr Ile Thr Asn Gln Asp Ala Asp
 405 410 415

-continued

Thr Val Thr Ile Asp Asn Thr Val Tyr Gln Leu Ser Lys Val Glu Gly
 420 425 430

Glu Gln His Val Ile Lys Gly Arg Pro Val Ser Ser Ser Phe Asp Pro
 435 440 445

Ile Lys Phe Pro Glu Asp Gln Phe Gln Val Ala Leu Asp Gln Val Phe
 450 455 460

Glu Asn Ile Glu Asn Ser Gln Ala Leu Val Asp Gln Ser Asn Arg Ile
 465 470 475 480

Leu Ser Ser Ala Glu Lys Gly Asn Thr Gly Phe Ile Ile Val Ile Ile
 485 490 495

Leu Ile Ala Val Leu Gly Ser Ser Met Ile Leu Val Ser Ile Phe Ile
 500 505 510

Ile Ile Lys Lys Thr Lys Lys Pro Thr Gly Ala Pro Pro Glu Leu Ser
 515 520 525

Gly Val Thr Asn Asn Gly Phe Ile Pro His Asn
 530 535

<210> SEQ ID NO 106
 <211> LENGTH: 1617
 <212> TYPE: DNA
 <213> ORGANISM: Artificial Sequence
 <220> FEATURE:
 <223> OTHER INFORMATION: Synthetic Polynucleotide

<400> SEQUENCE: 106

atgagctgga aggtggtcat catcttcage ctgctgatca cacctcagca cggcctgaaa 60
 gagagctacc tggaagagtc ctgcagcacc atcacagagg gctacctgtc tgtgctgaga 120
 accggctggt acaccaacgt gttcacactg gaagtgggcg acgtogagaa tctgacatgc 180
 tctgatggcc ctagcctgat caagaccgag ctggatctga ccaagagcgc cctgagagaa 240
 ctcaagaccg tgtctgcoga tcagctggcc agagaggaac agatcgagaa tcttggcagc 300
 ggcagctttg tgctgggagc cattgtctct ggagtggctg ctgctgcagc tgttacagca 360
 ggcgtggcca tctgcaagac catcagactg gaaagcgaag tgaccgccat caacaacgcc 420
 ctgaagaaga caaacgaggc cgtcagcaca ctccgcaatg gcgttagagt gctggccttt 480
 gccgtgcgcg agctgaagga cttcgtgtcc aagaacctga cacgggccct gaacaagaac 540
 aagtgcgaca tcgacgacct gaagatggcc gtgtccttta gccagttcaa ccggcggttt 600
 ctgaacgtcg tgcggcagtt tagcgacaac gccggaatca caccagccat cagcctggac 660
 ctgatgacag atgctgagct ggctagagcc gtgcctaaca tgcctacatc tgccggccag 720
 atcaagctga tgetcgagaa tagagccatg gtccgacgga aaggcttogg cattctgtgt 780
 ggcgtgtaag gcagcagcgt gatctatatg gtgcagctgc ctatcttcgg cgtgatcgac 840
 acaccctgct ggattgtgaa ggccgctcct agctgtagcg agaagaaggg caattacgcc 900
 tgccctgctg gagaggacca aggctgggat tgtcagaacg ccggcagcac cgtgtactac 960
 cctaacgaga aggactgoga gacaagagge gaccacgtgt tctgtgatac cgccgctgga 1020
 atcaatgtgg ccgagcagag caaagagtgc aacatcaaca tcagcaccac caactatccc 1080
 tgcaaggtgt ccaccggcag gcaccctatt tctatgggtg ctctgtctcc tctgggagcc 1140
 ctggtggcctt gttataaggg cgtgtcctgt agcatcgcca gcaacagagt gggcatcatc 1200
 aagcagctga acaagggctg cagctacatc accaaccagg acgccgatac cgtgaccate 1260
 gacaacaccg tgtatcagct gagcaaggtg gaaggcgaac agcacgtgat caagggcaga 1320
 cctgtgtcca gcagcttoga cccatcaag ttcctgagg atcagttcaa cgtggccctg 1380

-continued

```

gaccaggtgt tcgagaacat cgagaattcc caggctctgg tggaccagtc caacagaatc 1440
ctgtctagcg ccgagaaggg aaacaccggc ttcacatcgc tgatcactct gatcgccgtg 1500
ctgggcagct ccatgatcct ggtgtccatc ttcacatta tcaagaagac caagaagccc 1560
accggcgctc ctccagaact gagcggagtg accaacaatg gcttcatccc tcacaac 1617

```

```

<210> SEQ ID NO 107
<211> LENGTH: 1617
<212> TYPE: DNA
<213> ORGANISM: Artificial Sequence
<220> FEATURE:
<223> OTHER INFORMATION: Synthetic Polynucleotide

```

```

<400> SEQUENCE: 107

```

```

atgagctgga aggtggctcat catcttcagc ctgctgatca cacctcagca cggcctgaaa 60
gagagctacc tggaagagtc ctgcagcacc atcacagagg gctacctgtc tgtgctgaga 120
accggctggt acaccaacgt gttcacactg gaagtggggc acgtcgagaa tctgacatgc 180
tctgatggcc ctagcctgat caagaccgag ctggatctga ccaagagcgc cctgagagaa 240
ctcaagaccg tgtctgcoga tcagctggcc agagaggaac agatcgagaa tcttggcagc 300
ggcagctttg tgtctgggagc cattgtctct ggagtggctg ctgctgcagc tgttacagca 360
ggcgtggcca tctgcaagac catcagactg gaaagcgaag tgaccgccat caacaacgcc 420
ctgaagaaga caaacgaggc cgtcagcaca ctccgcaatg gcgttagagt gctggccaca 480
gccgtgcgcg agctgaagga ctctctgtcc aagaacctga cacgggccat taacaagaac 540
aagtgcgaca tcgacgaact gaagatggcc gtgtccttta gccagttcaa cggcgggttt 600
ctgaacgtcg tgcggcagtt tagcgacaac gccggaatca caccagccat cagcctggac 660
ctgatgacag atgctgagct ggctagagcc gtgcctaaca tgccctacatc tgcggccag 720
atcaagctga tgctcgagaa tagagccatg gtccagcggg aaggcttcgg cattctgtgt 780
ggcgtgtaag gcagcagcgt gatctatatg gtgcagctgc ctatcttcgg cgtgatcgac 840
acaccctgct ggattgtgaa ggcgcctcct agctgtagcg agaagaaggg caattacgcc 900
tgccctgctg gagaggaacca aggctgggat tgtcagaacg ccggcagcac cgtgtactac 960
cctaacgaga aggactgcga gacaagaggc gaccacgtgt tctgtgatac cgcggctgga 1020
atcaatgtgg ccgagcagag caaagagtgc aacatcaaca tcagcaccac caactatccc 1080
tgcaaggtgt ccaaccggcag gcaccctatt tctatggtgg ctctgtctcc tctgggagcc 1140
ctggtggcct gttataaggg cgtgtcctgt agcatcggca gcaacagagt gggcactcctc 1200
aagcagctga acaagggctg cagctacatc accaaccagg acgcccatac cgtgaccatc 1260
gacaacaccg tgtatcagct gagcaaggtg gaaggcgaac agcacgtgat caagggcaga 1320
cctgtgtcca gcagcttcga cctatcaag ttcctgagc accagtggca tgtggcctg 1380
gaccaggtgt tcgagaacat cgagaattcc caggctctgg tggaccagtc caacagaatc 1440
ctgtctagcg ccgagaaggg aaacaccggc ttcacatcgc tgatcactct gatcgccgtg 1500
ctgggcagct ccatgatcct ggtgtccatc ttcacatta tcaagaagac caagaagccc 1560
accggcgctc ctccagaact gagcggagtg accaacaatg gcttcatccc tcacaac 1617

```

```

<210> SEQ ID NO 108
<211> LENGTH: 1617
<212> TYPE: DNA
<213> ORGANISM: Artificial Sequence
<220> FEATURE:

```

-continued

<223> OTHER INFORMATION: Synthetic Polynucleotide

<400> SEQUENCE: 108

atgagctgga aggtggtcat catcttcagc ctgctgatca cacctcagca cggcctgaaa	60
gagagctacc tggaaagatc ctgcagcacc atcacagagg gctacctgtc tgtgctgaga	120
accggctggt acaccaacgt gttcacactg gaagtgggag acgtcgagaa tctgacatgc	180
tctgatggcc ctgacctgat caagaccgag ctggatctgc tcaagagcgc cctgagagaa	240
ctcaagaccg tgtctgcoga tcagctggcc agagaggaac agatcgagaa tcttggcagc	300
ggcagctttg tgctgggagc cattgctctt ggagtggctg ctgctgcagc tgttacagca	360
ggcgtggcca tcgctaagac catcagactg gaaagcgaag tgaccgccat caacaacgcc	420
ctgaagaaga caaacgaggc cgtcagcaca ctccgcaatg gcgttagagt gctggccaca	480
gccgtgcgag agctgaagga ctctgtgtcc aagaacctga cacgggccat taacaagaac	540
aagtgcgaca tcctgacct gaagatggcc gtgtcctta gccagttcaa cggcggttt	600
ctgaacgtcg tgcggcagtt tagcgacaac gccggaatca caccagccat cagcctggac	660
ctgatgacag atgctgagct ggctagagcc gtgcctaaca tgcctacatc tgcggccag	720
atcaagctga tgcctgagaa tagagccatg gtccgacgga aaggcttcgg cattctgatt	780
ggcgtgtaag gcagcagcgt gatctatatg gtgcagctgc ctatcttcgg cgtgatcgac	840
acaccctgct ggattgtgaa ggccgctcct agctgtagcg agaagaaggg caattacgcc	900
tgcctgctga gagaggacca aggtcgtgat tgtcagaacg ccggcagcac cgtgtactac	960
cctaacgaga aggactgcga gacaagaggc gaccacgtgt tctgtgatac cgccgctgga	1020
atcaatgtgg ccgagcagag caaagagtgc aacatcaaca tcagcaccac caactatccc	1080
tgcaaggtgt ccaccggcag gcaccctatt tetatggttg ctctgtctcc tctgggagcc	1140
ctggtggctt gttataaggg cgtgtcctgt agcatcggca gcaacagagt gggcatcatc	1200
aagcagctga acaagggctg cagctacatc accaaccagg acgcccatac cgtgaccatc	1260
gacaacacccg tgtatcagct gagcaaggtg gaaggcgaac agcacgtgat caagggcaga	1320
cctgtgtcca gcagcttoga ccctatcaag ttcctgaggg atcagttcca ggtggcctcg	1380
gaccaggtgt tcgagaacat cgagaattcc caggctctgg tggaccagtc caacagaatc	1440
ctgtctagcg ccgagaaggg aaacaccggc ttcacatcag tgatcactct gatcgccgtg	1500
ctgggcagct ccatgatcct ggtgtccatc ttcacatta tcaagaagac caagaagccc	1560
accggcgctc ctccagaact gagcggagtg accaacaatg gcttcatccc tcacaac	1617

<210> SEQ ID NO 109

<211> LENGTH: 1617

<212> TYPE: DNA

<213> ORGANISM: Artificial Sequence

<220> FEATURE:

<223> OTHER INFORMATION: Synthetic Polynucleotide

<400> SEQUENCE: 109

atgagctgga aggtggtcat catcttcagc ctgctgatca cacctcagca cggcctgaaa	60
gagagctacc tggaaagatc ctgcagcacc atcacagagg gctacctgtc tgtgctgaga	120
accggctggt acaccaacgt gttcacactg gaagtgggag acgtcgagaa tctgacatgc	180
tctgatggcc ctgacctgat caagaccgag ctggatctgc tcaagagcgc cctgagagaa	240
ctcaagaccg tgtctgcoga tcagctggcc agagaggaac agatcgagaa tcttggcagc	300
ggcagctttg tgctgggagc cattgctctt ggagtggctg ctgctgcagc tgttacagca	360

-continued

```

ggcgtggcca tcgctaagac catcagactg gaaagcgaag tgaccgccat caacaacgcc 420
ctgaagaaga caaacgaggc cgtcagcaca ctcgcaatg gcgttagagt gctggccaca 480
gccgtgcccg agctgaagga ctctgtgtcc aagaacctga cacgggccat taacaagaac 540
aagtgcgaca tcctgaacct gaagatggcc gtgtccttta gccagttcaa cggcggttt 600
ctgaacgtcg tgcggcagtt tagcgacaac gccggaatca caccagccat cagcctggac 660
ctgatgacag atgctgagct ggctagagcc gtgcctaaca tgcctacatc tgcggccag 720
atcaagctga tgctcgagaa tagagccatg gtccgacgga aaggcttcgg cattctgatt 780
ggcgtgtaac gcagcagcgt gatctatatg gtgcagctgc ctatcttcgg cgtgatcgac 840
acacctgct ggattgtgaa ggcgctcct agctgtagcg agaagaaggg caattacgcc 900
tgctgctga gagaggacca aggctggtat tgtcagaacg ccggcagcac cgtgtactac 960
cctaacgaga aggactgoga gacaagaggc gaccacgtgt tctgtgatac cgccgctgga 1020
atcaatgtgg ccgagcagag caaagagtgc aacatcaaca tcagcaccac caactatccc 1080
tgcaaggtgt ccaccggcag gcacctatt tetatggtgg ctctgtctcc tetgggagcc 1140
ctggtggctt gttataaggg cgtgtcctgt agcatcggca gcaacagagt gggcatcacc 1200
aagcagctga acaaggctg cagctacatc accaaccagg acgccgatac cgtgaccatc 1260
gacaacaccg tgtatcagct gagcaagtg gaaggcgaac agcacgtgat caagggcaga 1320
cctgtgtcca gcagcttoga ccctatcaag ttcctgaga accagttcca ggtggcctg 1380
gaccaggtgt tcgagaacat cgagaattcc caggctctgg tggaccagtc caacagaatc 1440
ctgtctagcg ccgagaaggg aaacaccggc ttcctcctcg tgatcctcct gatcgcctg 1500
ctgggcagct ccctgctcct ggtgtccatc ttcctcatta tcaagaagac caagaagccc 1560
accggcctc ctccagaact gagcggagtg accaacaatg gcttcctccc tcacaac 1617

```

<210> SEQ ID NO 110

<211> LENGTH: 1617

<212> TYPE: DNA

<213> ORGANISM: Artificial Sequence

<220> FEATURE:

<223> OTHER INFORMATION: Synthetic Polynucleotide

<400> SEQUENCE: 110

```

atgagctgga aggtggtcat catcttcagc ctgctgatca cacctcagca cggcctgaaa 60
gagagctacc tggaaagatc ctgcagcacc atcacagagg gctacctgtc tgtgctgaga 120
accgctgggt acaccaacgt gttcacactg gaagtggcgg acgtcgagaa tctgacatgc 180
tctgatggcc ctagcctgat caagaccgag ctggatctgc tcaagagcgc cctgagagaa 240
ctcaagaccg tgtctgcccga tcagctggcc agagaggaac agatcgagaa tcttggcagc 300
ggcagctttg tctgaggagc cattgctctt ggagtggctg ctgctgcagc tgttacagca 360
ggcgtggcca tcgctaagac catcagactg gaaagcgaag tgaccgccat caacaacgcc 420
ctgaagaaga caaacgaggc cgtcagcaca ctcgcaatg gcgttagagt gctggccaca 480
gccgtgcccg agctgaagga ctctgtgtct aagaacctga cacgggccat taacaagaac 540
aagtgcgaca tcctgaacct gaagatggcc gtgtccttta gccagttcaa cggcggttt 600
ctgaacgtcg tgcggcagtt tagcgacaac gccggaatca caccagccat cagcctggac 660
ctgatgacag atgctgagct ggctagagcc gtgcctaaca tgcctacatc tgcggccag 720
atcaagctga tgctcgagaa tagagccatg gtccgacgga aaggcttcgg cattctgatt 780

```

-continued

ggcgtgtaag	gcagcagcgt	gatctatatg	gtgcagctgc	ctatcttcgg	cgtgatcgac	840
acaccctgct	ggattgtgaa	ggccgctcct	agctgtagcg	agaagaaggg	caattaagcc	900
tgccctgctga	gagaggacca	aggctggat	tgtcagaacg	ccggcagcac	cgtgtactac	960
cctaacgaga	aggactgcga	gacaagaggc	gaccacgtgt	tctgtgatac	cgccgctgga	1020
atcaatgtgg	ccgagcagag	caaagagtgc	aacatcaaca	tcagcaccac	caactatccc	1080
tgcaaggtgt	ccaccggcag	gcaccctatt	tctatgggtg	ctctgtctcc	tctgggagcc	1140
ctggtggctt	gttataaggg	cgtgtcctgt	agcatcggca	gcaacagagt	gggcatcate	1200
aagcagctga	acaagggctg	cagctacatc	accaaccagg	acgccgatac	cgtgaccatc	1260
gacaacaccg	tgatcagct	gagcaaggtg	gaaggcgaac	agcacgtgat	caagggcaga	1320
cctgtgtcca	gcagcttoga	cctatcaag	ttccctgagg	atcagttcca	ggtggccttg	1380
gaccaggtgt	tcgagaacat	cgagaattcc	caggctctgg	tggaccagtc	caacagaatc	1440
ctgtctagcg	ccgagaaggg	aaacaccggc	ttcatcatcg	tgatcatcct	gatcgccgtg	1500
ctgggcagct	ccatgatcct	ggtgtccatc	ttcatcatta	tcaagaagac	caagaagccc	1560
accggcgctc	ctccagaact	gagcggagtg	accaacaatg	gcttcatccc	tcacaac	1617

<210> SEQ ID NO 111

<211> LENGTH: 1617

<212> TYPE: DNA

<213> ORGANISM: Artificial Sequence

<220> FEATURE:

<223> OTHER INFORMATION: Synthetic Polynucleotide

<400> SEQUENCE: 111

atgagctgga	agggtgctcat	catcttcagc	ctgctgatca	cacctcagca	cggcctgaaa	60
gagagctacc	tggaagagtc	ctgcagcacc	atcacagagg	gctacctgtc	tgtgctgaga	120
accggctggt	acaccaacgt	gttcacactg	gaagtgggcg	acgtcgagaa	tctgacatgc	180
tctgatggcc	ctagcctgat	caagaccgag	ctggatctgc	tcaagagcgc	cctgagagaa	240
ctcaagaccg	tgtctgcoga	tcagetggcc	agagaggaac	agatcgagaa	tcctggcagc	300
ggcagctttg	tgetgggagc	cattgtctct	ggagtggctg	ctgctgcagc	tgttacagca	360
ggcgtggcca	tcgctaagac	catcagactg	gaaagcgaag	tgaccgccat	caacaacgcc	420
ctgaagaaga	caaaccgaggc	cgtcagcaca	ctcggcaatg	gcgttagagt	gctggccaca	480
gccgtgcgcg	agctgaagga	cttcgtgctt	aagaacctga	cacgggccat	taacaagaac	540
aagtgcgaca	tccttgacct	gaagatggcc	gtgtccttta	gccagttcaa	ccggcggttt	600
ctgaacgtcg	tgccggcagtt	tagcgacaac	gccggaatca	caccagccat	cagcctggac	660
ctgatgacag	atgctgagct	ggctagagcc	gtgcctaaca	tgccctacatc	tgccggccag	720
atcaagctga	tgctcgagaa	tagagccatg	gtccgacgga	aaggcttcgg	cattctgatt	780
ggcgtgtaag	gcagcagcgt	gatctatatg	gtgcagctgc	ctatcttcgg	cgtgatcgac	840
acaccctgct	ggattgtgaa	ggccgctcct	agctgtagcg	agaagaaggg	caattaagcc	900
tgccctgctga	gagaggacca	aggctggat	tgtcagaacg	ccggcagcac	cgtgtactac	960
cctaacgaga	aggactgcga	gacaagaggc	gaccacgtgt	tctgtgatac	cgccgctgga	1020
atcaatgtgg	ccgagcagag	caaagagtgc	aacatcaaca	tcagcaccac	caactatccc	1080
tgcaaggtgt	ccaccggcag	gcaccctatt	tctatgggtg	ctctgtctcc	tctgggagcc	1140
ctggtggctt	gttataaggg	cgtgtcctgt	agcatcggca	gcaacagagt	gggcatcate	1200
aagcagctga	acaagggctg	cagctacatc	accaaccagg	acgccgatac	cgtgaccatc	1260

-continued

```

gacaacacccg tgtatcagct gagcaaggtg gaaggcgaac agcacgtgat caagggcaga 1320
cctgtgtcca gcagcttoga cccatcaag ttcctgaga accagttcca ggtggccctg 1380
gaccaggtgt tcgagaacat cgagaattcc caggctctgg tggaccagtc caacagaatc 1440
ctgtctagcg ccgagaaggg aaacacccgc ttcctcatcg tgatcatcct gatcgccgtg 1500
ctgggcagct ccatgatcct ggtgtccatc ttcctcatta tcaagaagac caagaagccc 1560
accggcgctc ctccagaact gagcggagtg accaacaatg gcttcatccc tcacaac 1617

```

<210> SEQ ID NO 112

<211> LENGTH: 1617

<212> TYPE: DNA

<213> ORGANISM: Artificial Sequence

<220> FEATURE:

<223> OTHER INFORMATION: Synthetic Polynucleotide

<400> SEQUENCE: 112

```

atgagctgga aggtggtcat catcttcagc ctgctgatca cacctcagca cggcctgaaa 60
gagagctacc tggaaagatc ctgcagcacc atcacagagg gctacctgtc tgtgtgaga 120
accggctggt acaccaacgt gttcacactg cctgtgggcg acgtcgagaa tctgacatgc 180
tctgatggcc ctagcctgat caagaccgag ctggatctgc tcaagagcgc cctgagagaa 240
ctcaagaccg tgtctgccga tcagctggcc agagaggaac agatcgagaa tectggcagc 300
ggcagctttg tgctgggagc cattgctctt ggagtggctg ctgctgcagc tgttacagca 360
ggcgtggcca tcgctaagac catcagactg gaaagcgaag tgaccgccat caacaacgcc 420
ctgaagaaga caaacgaggc cgtcagcaca ctccgcaatg gcgttagagt gctggccaca 480
gccgtgcgcg agctgaagga ctctgtgtcc aagaacctga cacgggccat taacaagaac 540
aagtgcgaca tcgacgacct gaagatggcc gtgtccttta gccagttcaa cggcggttt 600
ctgaacgtcg tgcggcagtt tagcgacaac gccggaatca caccagccat cagcctggac 660
ctgatgacag atgctgagct ggctagagcc gtgcctaaca tgccctacatc tgccggccag 720
atcaagctga tgctcgagaa tagagccatg gtccgacgga aaggcttcgg cattctgatt 780
ggcgtgtaag gcagcagcgt gatctatatg gtgcagctgc ctatcttcgg cgtgatcgac 840
acaccctgct ggattgtgaa ggcgctcct agctgtagcg agaagaaggg caattacgcc 900
tgccctgctg gagaggacca agcctggatg tgtcagaacg ccggcagcac cgtgtactac 960
cctaacgaga aggactcgga gacaagaggc gaccacgtgt tctgtgatac cgcgctgga 1020
atcaatgtgg ccgagcagag caaagagtgc aacatcaaca tcagcaccac caactatccc 1080
tgcaaggtgt ccaccggcag gcaccctatt tctatgggtg ctctgtctcc tctgggagcc 1140
ctggtggctt gttataaggg cgtgtcctgt agcatcggca gcaacagagt gggcatcacc 1200
aagcagctga acaagggctg cagctacatc accaaccagg acgcccatac cgtgaccatc 1260
gacaacacccg tgtatcagct gagcaaggtg gaaggcgaac agcacgtgat caagggcaga 1320
cctgtgtcca gcagcttoga cccatcaag ttcctgagg atcagttcca ggtggccctg 1380
gaccaggtgt tcgagaacat cgagaattcc caggctctgg tggaccagtc caacagaatc 1440
ctgtctagcg ccgagaaggg aaacacccgc ttcctcatcg tgatcatcct gatcgccgtg 1500
ctgggcagct ccatgatcct ggtgtccatc ttcctcatta tcaagaagac caagaagccc 1560
accggcgctc ctccagaact gagcggagtg accaacaatg gcttcatccc tcacaac 1617

```

<210> SEQ ID NO 113

-continued

```

<211> LENGTH: 1617
<212> TYPE: DNA
<213> ORGANISM: Artificial Sequence
<220> FEATURE:
<223> OTHER INFORMATION: Synthetic Polynucleotide

<400> SEQUENCE: 113
atgagctgga aggtggatcat catcttcagc ctgctgatca cacctcagca cggcctgaaa    60
gagagctacc tggagagtc ctgcagcacc atcacagagg gctacctgtc tgtgctgaga    120
accggctggt acaccaacgt gttcacactg cctgtgggcy acgtcgagaa tctgacatgc    180
tctgatggcc ctagcctgat caagaccgag ctggatctgc tcaagagcgc cctgagagaa    240
ctcaagaccg tgtctgccga tcagctggcc agagaggaac agatcgagaa tectggcagc    300
ggcagctttg tgctgggagc cattgctctt ggagtggctg ctgctgcagc tgttacagca    360
ggcgtggcca tcgctaagac catcagactg gaaagcgaag tgaccgccat caacaacgcc    420
ctgaagaaga caaacgaggc cgtcagcaca ctccgcaatg gcgttagagt gctggccaca    480
gccgtgocgy agctgaagga ctctgtgtcc aagaacctga cacgggccat taacaagaac    540
aagtgcgaca tcgacgacct gaagatggcc gtgtccttta gccagttcaa cggcggttt    600
ctgaacgtcg tgcggcagtt tagcgacaac gccggaatca caccagccat cagcctggac    660
ctgatgacag atgctgagct ggctagagcc gtgcctaaca tgctacatc tgccggccag    720
atcaagctga tgctcgagaa tagagccatg gtccgacgga aaggcttcgg cattctgatt    780
ggcgtgtaag gcagcagcgt gatctatatg gtgcagctgc ctatcttcgg cgtgatcgac    840
acaccctgct ggatttgtga ggccgctcct agctgtagcg agaagaaggg caattacgcc    900
tgccctgctg gagaggacca aggctgggat tgtcagaacg ccggcagcac cgtgtactac    960
cctaacgaga aggactgcga gacaagagge gaccacgtgt tctgtgatac cggcctgga    1020
atcaatgtgg ccgagcagag caaagagtgc aacatcaaca tcagcaccac caactatccc    1080
tgcaaggtgt ccaccggcag gcaccctatt tctatggtag ctctgtctcc tctgggagcc    1140
ctggtggcct gttataaggg cgtgtcctgt agcatcgcca gcaacagagt gggcctcctc    1200
aagcagctga acaagggctg cagctacatc accaaccagg acgcccatac cgtgaccatc    1260
gacaacaccg tgtatcagct gagcaaggtg gaaggcgaac agcacgtgat caagggcaga    1320
cctgtgtcca gcagcttcga cctatcaag ttccctgaga accagttcca ggtggcctcg    1380
gaccaggtgt tcgagaacat cgagaattcc caggctctgg tggaccagtc caacagaatc    1440
ctgtctagcg ccgagaaggg aaacaccgcy ttcacatcgc tgatcactct gatcgccgtg    1500
ctgggcagct ccatgatcct ggtgtccatc ttcacatta tcaagaagac caagaagccc    1560
accggcgcct ctcagaact gagcggagtg accaacaatg gcttcacccc tcacaac    1617

```

```

<210> SEQ ID NO 114
<211> LENGTH: 1617
<212> TYPE: DNA
<213> ORGANISM: Artificial Sequence
<220> FEATURE:
<223> OTHER INFORMATION: Synthetic Polynucleotide

```

```

<400> SEQUENCE: 114
atgagctgga aggtggatcat catcttcagc ctgctgatca cacctcagca cggcctgaaa    60
gagagctacc tggagagtc ctgcagcacc atcacagagg gctacctgtc tgtgctgaga    120
accggctggt acaccaacgt gttcacactg gaagtgggcy acgtcgagaa tctgacatgc    180
tctgatggcc ctagcctgat caagaccgag ctggatctgc tcaagagcgc cctgagagaa    240

```

-continued

```

ctcaagaccg tgtctgcoga tcagctggcc agagaggaac agatcgagaa tcttggcagc 300
ggcagctttg tgetgggagc cattgtctct ggagtggctg ctgctgcagc tgttacagca 360
ggcgtggcca tcgctaagac catcagactg gaaagcgaag tgaccgccat caacaacgcc 420
ctgaagaaga caaacgaggc cgtcagcaca ctggcaatg gcgttagagt gctggccaca 480
gccgtgcgcg agctgaagga cttcgtgtcc aagaacctga cacgggccat taacaagaac 540
aagtgcgaca tcgacgacct gaagatggcc gtgtccttta gccagttcaa cggcggttt 600
ctgaacgtcg tgcggcagtt tagcgacaac gccggaatca caccagccat cagcctggac 660
ctgatgacag atgctgagct ggctagagcc gtgcctaaca tgctacatc tgccggccag 720
atcaagctga tgetcgagaa tagagccatg gtccgacgga aaggcttcgg cattctgatt 780
ggcgtgtacg gcagcagcgt gatctatag gtgcagctgc ctatcttcgg cgtgatcgac 840
acaccctgct ggattgtgaa gcccgctcct agctgtagcg agaagaaggg caattacgcc 900
tgccctgctga gagaggacca aggctggat gtgcagaacg ccggcagcac cgtgtactac 960
cctaacgaga aggactcgga gacaagagge gaccacgtgt tctgtgatac cgcgctgga 1020
atcaatgtgg ccgagcagag caaagagtgc aacatcaaca tcagcaccac caactatccc 1080
tgcaaggtgt ccaccggcag gcaccctatt tctatggggc ctctgtctcc tctgggagcc 1140
ctgggtggctt gttataaggg cgtgtcctgt agcatcgcca gcaacagagt gggcatcacc 1200
aagcagctga acaagggtg cagctacatc accaaccagg acgcccatac cgtgaccatc 1260
gacaacaccg tgtatcagct gagcaaggtg gaaggcgaac agcacgtgat caagggcaga 1320
cctgtgtcca gcagcttoga cctatcaag ttccctgagg atcagttcca ggtggccctg 1380
gaccaggtgt tcgagaacat cgagaattcc caggctctgg tggaccagtc caacagaatc 1440
ctgtctagcg ccgagaaggg aaacaccggc ttcacatcag tgatcaccct gatcgccgtg 1500
ctgggcagct ccctgatcct ggtgtccacc ttcacatta tcaagaagac caagaagccc 1560
accggcgctc ctccagaact gagcggagtg accaacaatg gcttcatccc tcacaac 1617

```

<210> SEQ ID NO 115

<211> LENGTH: 1617

<212> TYPE: DNA

<213> ORGANISM: Artificial Sequence

<220> FEATURE:

<223> OTHER INFORMATION: Synthetic Polynucleotide

<400> SEQUENCE: 115

```

atgagctgga aggtggctcat catcttcagc ctgctgatca cacctcagca cggcctgaaa 60
gagagctacc tggaaagatc ctgcagcacc atcacagagg gctacctgtc tgtgctgaga 120
accggctggt acaccaacgt gttcacactg gaagtggggc acctcgagaa tctgacatgc 180
tctgatggcc ctgacctgat caagaccgag ctggatctga ccaagagcgc cctgagagaa 240
ctcaagaccg tgtctgcoga tcagctggcc agagaggaac agatcgagaa tcttggcagc 300
ggcagctttg tgetgggagc cattgtctct ggagtggctg ctgctgcagc tgttacagca 360
ggcgtggcca tcgctaagac catcagactg gaaagcgaag tgaccgccat caacaacgcc 420
ctgaagaaga caaacgaggc cgtcagcaca ctggcaatg gcgttagagt gctggccaca 480
gccgtgcgcg agctgaagga cttcgtgtcc aagaacctga cacgggccat taacaagaac 540
aagtgcgaca tcgacgacct gaagatggcc gtgtccttta gccagttcaa cggcggttt 600
ctgaacgtcg tgcggcagtt tagcgacaac gccggaatca caccagccat cagcctggac 660

```

-continued

```

ctgatgacag atgctgagct ggctagagcc gtgcctaaca tgectacatc tgccggccag 720
atcaagctga tgctcgagaa tagagccatg gtccgacgga aaggcttcgg cattctgatt 780
ggcgtgtacg gcagcagcgt gatctatatg gtgcagctgc ctatcttcgg cgtgatcgac 840
acaccctgct ggatttgtgaa ggcgctcct agctgtagcg agaagaaggg caattacgcc 900
tgccctgctga gagaggacca aggctggat  tgtcagaacg ccggcagcac cgtgtactac 960
cctaacgaga aggactcgga gacaagaggc gaccacgtgt tctgtgatac cgccgctgga 1020
atcaatgtgg ccgagcagag caaagagtgc aacatcaaca tcagcaccac caactatccc 1080
tgcaaggtgt ccaccggcag gcaccctatt tctatgggtg ctctgtctcc tctgggagcc 1140
ctggtggctt gttataaggg cgtgtcctgt agcatcgga gcaacagagt gggcatcacc 1200
aagcagctga acaagggctg cagctacatc accaaccagg acgccgatac cgtgaccatc 1260
gacaacaccg tgtatcagct gagcaagtg gaaggcgaac agcacgtgat caagggcaga 1320
cctgtgtcca gcagcttoga cctatcaag ttccctgagg atcagttcca ggtggcctg 1380
gaccaggtgt tcgagaacat cgagaattcc caggctctgg tggaccagtc caacagaatc 1440
ctgtctagcg ccgagaaggg aaacaccggc ttcacatcog tgatcactcc gatcgccgtg 1500
ctgggcagct ccctgactcc ggtgtccacc ttcacatta tcaagaagac caagaagccc 1560
accggcgtc ctcagaact gagcggagt accaacaatg gcttcatccc tcacaac 1617

```

<210> SEQ ID NO 116

<211> LENGTH: 1617

<212> TYPE: DNA

<213> ORGANISM: Artificial Sequence

<220> FEATURE:

<223> OTHER INFORMATION: Synthetic Polynucleotide

<400> SEQUENCE: 116

```

atgagctgga aggtggctcat catcttcagc ctgctgatca cacctcagca cggcctgaaa 60
gagagctacc tggaaagatc ctgcagcacc atcacagagg gctacctgtc tgtgctgaga 120
accggctggt acaccaacgt gttcacacty gaagtgggcy acgtcgagaa tetgacatgc 180
tctgatggcc ctagcctgat caagaccgag ctggatctga ccaagagcgc cctgagagaa 240
ctcaagaccg tgtctgccga tcagctggcc agagaggaac agatcgagaa tcttggcagc 300
ggcagctttg tgctgggagc cattgtctct ggagtggcty ctgctgcagc tgttacagca 360
ggcgtggcca tcgctaagac catcagacty gaaagcgaag tgaccgccat caacaacgcc 420
ctgaagaaga caaacgaggc cgtcagcaca ctccgcaatg gcgttagagt gctggccaca 480
gccgtgcgcy agctgaagga ctctgtgctt aagaacctga caccggccat taacaagaac 540
aagtgcgaca tcagcaccct gaagatggcc gtgtccttta gccagttcaa ccggcggttt 600
ctgaacctgc tgccgcagtt tagcgacaac gccggaatca caccagccat cagcctggac 660
ctgatgacag atgctgagct ggctagagcc gtgcctaaca tgectacatc tgccggccag 720
atcaagctga tgctcgagaa tagagccatg gtccgacgga aaggcttcgg cattctgatt 780
ggcgtgtacg gcagcagcgt gatctatatg gtgcagctgc ctatcttcgg cgtgatcgac 840
acaccctgct ggatttgtgaa ggcgctcct agctgtagcg agaagaaggg caattacgcc 900
tgccctgctga gagaggacca aggctggat  tgtcagaacg ccggcagcac cgtgtactac 960
cctaacgaga aggactcgga gacaagaggc gaccacgtgt tctgtgatac cgccgctgga 1020
atcaatgtgg ccgagcagag caaagagtgc aacatcaaca tcagcaccac caactatccc 1080
tgcaaggtgt ccaccggcag gcaccctatt tctatgggtg ctctgtctcc tctgggagcc 1140

```

-continued

```

ctggtggcctt gttataaggg cgtgtcctgt agcatcggea gcaacagagt gggcatcacc 1200
aagcagctga acaagggctg cagctacacc accaaccagg acgccgatac cgtgaccacc 1260
gacaacaccg tgtatcagct gagcaaggtg gaaggcgaac agcacgtgat caagggcaga 1320
cctgtgtcca gcagcttoga cccatcaag ttcctgagg atcagttcca ggtggccctg 1380
gaccaggtgt tcgagaacat cgagaattcc caggctctgg tggaccagtc caacagaatc 1440
ctgtctagcg ccgagaaggg aaacaccggc ttcaccatcg tgatcaccct gatcgccgtg 1500
ctgggcagct ccatgatcct ggtgtccacc ttcaccatta tcaagaagac caagaagccc 1560
accggcgctc ctccagaact gagcggagtg accaacaatg gcttaccacc tcacaac 1617

```

<210> SEQ ID NO 117

<211> LENGTH: 1617

<212> TYPE: DNA

<213> ORGANISM: Artificial Sequence

<220> FEATURE:

<223> OTHER INFORMATION: Synthetic Polynucleotide

<400> SEQUENCE: 117

```

atgagctgga aggtggctcat catcttcagc ctgctgatca cacctcagca cggcctgaaa 60
gagagctacc tggaagagtc ctgcagcacc atcacagagg gctaccctgc tgtgctgaga 120
accggctggt acaccaacgt gttcacactg gaagtggggc acgtcgagaa tetgacatgc 180
tctgatggcc ctagcctgat caagaccgag ctggatctga ccaagagcgc cctgagagaa 240
ctcaagaccg tgtctgcoga tcagctggcc agagaggaac agatcgagaa tcctggcagc 300
ggcagccttg tgetggggagc cattgtctct ggagtggctg ctgctgcagc tgttacagca 360
ggcgtggcca tcgctaagac catcagactg gaaagcgaag tgaccgccat caacaacgcc 420
ctgaagaaga caaacgaggc cgtcagcaca ctccgcaatg gcgttagagt gctggccaca 480
gccgtgcgcy agctgaagga ctctgtgtcc aagaacctgt ggcgggccat taacaagaac 540
aagtgcgaca tcgacgacct gaagatggcc gtgtccttta gccagttcaa ccggcggttt 600
ctgaacgtcg tgcggcagtt tagcgcacaac gccggaatca caccagccat cagcctggac 660
ctgatgacag atgctgagct ggettagagcc gtgcctaaca tgccctacacc tgcgggccag 720
atcaagctga tgctcgagaa tagagccatg gtccgacgga aaggcttcgg cattctgatt 780
ggcgtgtacc gcagcagcgt gatctatatg gtgcagctgc ctatcttcgg cgtgatcgac 840
acaccctgct ggattgtgaa ggcgctcct agctgtagcg agaagaaggg caattacgcc 900
tgccctgctga gagaggacca agcctggat tgtcagaacg ccggcagcac cgtgtaactac 960
cctaaccgaga aggactgcga gacaagagcc gaccacgtgt tctgtgatac cgcgctgga 1020
atcaatgtgg ccgagcagag caaagagtgc aacatcaaca tcagcaccac caactatccc 1080
tgcaaggtgt ccaccggcag gcaccctatt tctatggtgg ctctgtctcc tetgggagcc 1140
ctggtggcctt gttataaggg cgtgtcctgt agcatcggea gcaacagagt gggcatcacc 1200
aagcagctga acaagggctg cagctacacc accaaccagg acgccgatac cgtgaccacc 1260
gacaacaccg tgtatcagct gagcaaggtg gaaggcgaac agcacgtgat caagggcaga 1320
cctgtgtcca gcagcttoga cccatcaag ttcctgagg atcagttcca ggtggccctg 1380
gaccaggtgt tcgagaacat cgagaattcc caggctctgg tggaccagtc caacagaatc 1440
ctgtctagcg ccgagaaggg aaacaccggc ttcaccatcg tgatcaccct gatcgccgtg 1500
ctgggcagct ccatgatcct ggtgtccacc ttcaccatta tcaagaagac caagaagccc 1560

```

-continued

 accggcgctc ctccagaact gagcggagt accaacaatg gcttcatccc tcacaac 1617

<210> SEQ ID NO 118
 <211> LENGTH: 1617
 <212> TYPE: DNA
 <213> ORGANISM: Artificial Sequence
 <220> FEATURE:
 <223> OTHER INFORMATION: Synthetic Polynucleotide

<400> SEQUENCE: 118

atgagctgga aggtggtcat catcttcagc ctgctgatca cacctcagca cggcctgaaa 60
 gagagctacc tggaaagatc ctgcagcacc atcacagagg gctacctgtc tgtgctgaga 120
 accggctggt acaccaacgt gttcacactg gaagtgggag acctcgagaa tetgacatgc 180
 tctgatggcc ctgacctgat caagaccgag ctggatctgc tcaagagcgc cctgagagaa 240
 ctcaagaccg tgtctgcca tcagctggcc agagaggaac agatcgagaa tcctggcagc 300
 ggcagctttg tgctgggagc cattgctctt ggagtggctg ctgctgcagc tgttacagca 360
 ggcgtggcca tcgctaagac catcagactg gaaagcgaag tgaccgccat caacaacgcc 420
 ctgaagaaga caaacgaggc cgtcagcaca ctccgcaatg gcgtagagt gctggccaca 480
 gccgtgcgag agctgaagga ctctgtgctt aagaacctgt ggccggccat taacaagaac 540
 aagtgcgaca tcgacgaact gaagatggcc gtgtccttta gccagttcaa ccggcggttt 600
 ctgaacgtcg tgcggcagtt tagcgacaac gccggaatca caccagccat cagcctggac 660
 ctgatgacag atgctgagct ggetagagcc gtgcctaaca tgctacatc tgccggccag 720
 atcaagctga tgctcgagaa tagagccatg gtccgacgga aaggettcgg cattctgatt 780
 ggcgtgtacc gcagcagcgt gatctatatg gtgcagctgc ctatcttcgg cgtgatcgac 840
 acaccctgct ggattgtgaa ggcgctcct agctgtagcg agaagaaggg caattacgcc 900
 tgccctgctga gagaggacca aggctggat tgtcagaacg ccggcagcac cgtgtactac 960
 cctaacgaga aggactgcga gacaagaggc gaccacgtgt tctgtgatac cgcgctgga 1020
 atcaatgtgg ccgagcagag caaagagtgc aacatcaaca tcagcaccac caactatccc 1080
 tgcaaggtgt ccaccggcag gcaccctatt tctatggtgg ctctgtctcc tctgggagcc 1140
 ctggtggctt gttataaggc cgtgtcctgt agcatcgcca gcaacagagt gggcatcatc 1200
 aagcagctga acaagggtc cagctacatc accaaccagg ccgccgatac cgtgaccatc 1260
 gacaacaccg tgtatcagct gagcaagggt gaaggcgaac agcacgtgat caagggcaga 1320
 cctgtgtcca gcagcttcca cctatcaag ttcctgagg atcagttcca ggtggccctg 1380
 gaccaggtgt tcgagaacat cgagaattcc caggetctggt tggaccagtc caacagaate 1440
 ctgtctagcg ccgagaaggg aaacaccggc ttcacatcgt tgatcatcct gatcccgctg 1500
 ctgggcagct ccattgatcct ggtgtccatc ttcacatta tcaagaagac caagaagccc 1560
 accggcgctc ctccagaact gagcggagt accaacaatg gcttcatccc tcacaac 1617

<210> SEQ ID NO 119
 <211> LENGTH: 1617
 <212> TYPE: DNA
 <213> ORGANISM: Artificial Sequence
 <220> FEATURE:
 <223> OTHER INFORMATION: Synthetic Polynucleotide

<400> SEQUENCE: 119

atgagctgga aggtggtcat catcttcagc ctgctgatca cacctcagca cggcctgaaa 60
 gagagctacc tggaaagatc ctgcagcacc atcacagagg gctacctgtc tgtgctgaga 120

-continued

```

accggctggt acaccaacgt gttcacactg cctgtgggag acgtcgagaa tctgacatgc 180
tctgatggcc ctgacctgat caagaccgag ctggatctga ccaagagcgc cctgagagaa 240
ctcaagaccg tgtctgccga tcagctggcc agagaggaac agatcgagaa tcttggcagc 300
ggcagctttg tgetgggagc cattgtcttt ggagtggctg ctgctgcagc tgttacagca 360
ggcgtggcca tcgctaagac catcagactg gaaagcgaag tgaccgccat caacaacgcc 420
ctgaagaaga caaacgaggc cgtcagcaca ctccgcaatg gcgtagagt gctggccaca 480
gccgtgcgcg agctgaagga cttcgtgtcc aagaacctga cacgggccat taacaagaac 540
aagtgcgaca tcgacgaact gaagatggcc gtgtccttta gccagttcaa ccggcggttt 600
ctgaacgtcg tgcggcagtt tagcgacaac gccggaatca caccagccat cagcctggac 660
ctgatgacag atgctgagct ggctagagcc gtgcctaaca tgccacatc tgccggccag 720
atcaagctga tgctcgagaa tagagccatg gtccgacgga aaggcttcgg cattctgatt 780
ggcgtgtacg gcagcagcgt gatctatatg gtgcagctgc ctatcttcgg cgtgatcgac 840
acacctgct ggattgtgaa ggcgctcct agctgtagcg agaagaagg caattacgcc 900
tgccctgctga gagaggacca aggtcggat tgtcagaacg ccggcagcac cgtgtactac 960
cctaacgaga aggactcgga gacaagaggc gaccacgtgt tctgtgatac cgcgctgga 1020
atcaatgtgg ccgagcagag caaagagtgc aacatcaaca tcagcaccac caactatccc 1080
tgcaaggtgt ccaccggcag gcaccctatt tctatggtgg ctctgtctcc tctgggagcc 1140
ctggtggcct gttataaggc cgtgtcctgt agcatcgcca gcaacagagt gggcaccatc 1200
aagcagctga acaagggctg cagctacatc accaaccagg acgcccatac cgtgaccatc 1260
gacaacaccg tgtatcagct gagcaaggtg gaaggcgaac agcacgtgat caagggcaga 1320
cctgtgtcca gcagcttcga cctatcaag ttcctgagg atcagttcca ggtggccctg 1380
gaccaggtgt tcgagaacat cgagaattcc caggctctg tggaaccagc caacagaatc 1440
ctgtctagcg ccgagaaggg aaacaccggc ttcacatcg tgatcactc gatcgccgtg 1500
ctgggcagct ccatgatcct ggtgtccatc ttcacatta tcaagaagac caagaagccc 1560
accggcgcct ctcagaact gagcggagt accaacaatg gcttcacccc tcacaac 1617

```

<210> SEQ ID NO 120

<211> LENGTH: 1617

<212> TYPE: DNA

<213> ORGANISM: Artificial Sequence

<220> FEATURE:

<223> OTHER INFORMATION: Synthetic Polynucleotide

<400> SEQUENCE: 120

```

atgagctgga aggtggctcat catcttcagc ctgctgatca cacctcagca cggcctgaaa 60
gagagctacc tggaagagtc ctgcagcacc atcacagagg gctacctgtc tgtgctgaga 120
accggctggt acaccaacgt gttcacactg gaagtgggag acgtcgagaa tctgacatgc 180
tctgatggcc ctgacctgat caagaccgag ctggatctga ccaagagcgc cctgagagaa 240
ctcaagaccg tgtctgccga tcagctggcc agagaggaac agatcgagaa tcttggcagc 300
ggcagctttg tgetgggagc cattgtcttt ggagtggctg ctgctgcagc tgttacagca 360
ggcgtggcca tcgctaagac catcagactg gaaagcgaag tgaccgccat caacaacgcc 420
ctgaagaaga caaacgaggc cgtcagcaca ctccgcaatg gcgtagagt gctggccaca 480
gccgtgcgcg agctgaagga cttcgtgtcc aagaacctga cacgggccat taacaagaac 540

```

-continued

```

aagtgcgaca tccctgaact gaagatggcc gtgtccttta gccagttcaa cggcggttt 600
ctgaacgtcg tgcggcagtt tagcgacaac gccggaatca caccagccat cagcctggac 660
ctgatgacag atgctgagct ggctagagcc gtgcctaaca tgctacatc tgcggccag 720
atcaagctga tgctcgagaa tagagccatg gtccgacgga aaggcttcgg cattctgatt 780
ggcgtgtacg gcagcagcgt gatctatatg gtgcagctgc ctatcttcgg cgtgatcgac 840
acaccctgct ggattgtgaa ggcgctcct agctgtagcg agaagaagg caattacgcc 900
tgcttctgta gagaggacca aggctggat tgctcagaacg ccggcagcac cgtgtactac 960
cctaacgaga aggactcoga gacaagaggc gaccacgtgt tctgtgatac cgcctctgga 1020
atcaatgtgg ccgagcagag caaagagtgc aacatcaaca tcagcaccac caactatccc 1080
tgcaaggtgt ccaccggcag gcaccctatt tctatggtgg ctctgtctcc tctgggagcc 1140
ctggtggcct gttataaggc cgtgtcctgt agcatcgcca gcaacagagt gggcatcatc 1200
aagcagctga acaagggctg cagctacatc accaaccagg acgcccatac cgtgaccatc 1260
gacaacaccg tgtatcagct gagcaaggtg gaaggcgaac agcacgtgat caagggcaga 1320
cctgtgtcca gcagcttcga cctatcaag ttcctgagg atcagttcca ggtggcctg 1380
gaccaggtgt tcgagaacat cgagaattcc caggctctgg tggaccagtc caacagaatc 1440
ctgtctagcg ccgagaaggc aaacaccggc ttcacatcg tgatcactcc gatcgccgtg 1500
ctgggcagct ccatgatcct ggtgtccatc ttcacatta tcaagaagac caagaagccc 1560
accggcctc ctccagaact gagcggagtg accaacaatg gcttcatccc tcacaac 1617

```

<210> SEQ ID NO 121

<211> LENGTH: 1617

<212> TYPE: DNA

<213> ORGANISM: Artificial Sequence

<220> FEATURE:

<223> OTHER INFORMATION: Synthetic Polynucleotide

<400> SEQUENCE: 121

```

atgagctgga aggtggtcat catcttcage ctgctgatac cacctcagca cggcctgaaa 60
gagagctacc tggaaagatc ctgcagcacc atcacagagg gctacctgct tgtgctgaga 120
accggctggt acaccaacgt gttcacactg gaagtgggcg acgtcgagaa tctgacatgc 180
tctgatggcc ctagcctgat caagaccgag ctggatctga ccaagagcgc cctgagagaa 240
ctcaagaccg tgtctgcca tcagctggcc agagaggaac agatcgagaa tcttggcagc 300
ggcagctttg tgctgggagc cattgtctct ggagtggctg ctgctgcagc tgttacagca 360
ggcgtggcca tcgctaagac catcagactg gaaagcgaag tgaccgccat caacaacgcc 420
ctgaagaaga caaacgaggc cgtcagcaca ctcgcaatg gcgttagagt gctggccaca 480
gccgtgcgcg agctgaagga cttcgtgtcc aagaacctga cacgggccat taacaagaac 540
aagtgcctca tcgacgaact gaagatggcc gtgtccttta gccagttcaa cggcggttt 600
ctgaacgtcg tgcggcagtt tagcgacaac gccggaatca caccagccat cagcctggac 660
ctgatgacag atgctgagct ggctagagcc gtgcctaaca tgctacatc tgcggccag 720
atcaagctga tgctcgagaa tagagccatg gtccgacgga aaggcttcgg cattctgatt 780
ggcgtgtacg gcagcagcgt gatctatatg gtgcagctgc ctatcttcgg cgtgatcgac 840
acaccctgct ggattgtgaa ggcgctcct agctgtagcg agaagaagg caattacgcc 900
tgcttctgta gagaggacca aggctggat tgctcagaacg ccggcagcac cgtgtactac 960
cctaacgaga aggactcoga gacaagaggc gaccacgtgt tctgtgatac cgcctctgga 1020

```


-continued

```

atcaatgtgg ccgagcagag caaagagtgc aacatcaaca tcagcaccac caactatccc 1080
tgcaaggtgt ccaccggcag gcaccctatt tctatggtgg ctctgtctcc tctgggagcc 1140
ctggtggcctt gttataaggg cgtgtcctgt agcatcgga gcaacagagt gggcatcacc 1200
aagcagctga acaagggctg cagctacacc accaaccagg acgccgatac cgtgaccacc 1260
gacaacaccg tgtatcagct gagcaaggtg gaaggcgaac agcacgtgat caagggcaga 1320
cctgtgtcca gcagcttoga cccatcaag ttcctgagg atcagttcca ggtggccctg 1380
gaccaggtgt tcgagaacat cgagaattcc caggetctgg tggaccagtc caacagaatc 1440
ctgtctagcg ccgagaaggg aaacaccggc ttcacatcg tgatcaccct gatcgccgtg 1500
ctgggcagct ccatgatcct ggtgtccacc ttcacatta tcaagaagac caagaagccc 1560
accggcgcctc ctccagaact gagcggagtg accaacaatg gcttcaccct tcacaac 1617

```

<210> SEQ ID NO 122

<211> LENGTH: 1617

<212> TYPE: DNA

<213> ORGANISM: Artificial Sequence

<220> FEATURE:

<223> OTHER INFORMATION: Synthetic Polynucleotide

<400> SEQUENCE: 122

```

atgagctgga aggtggtcat catcttcacc ctgctgatca cacctcagca cggcctgaaa 60
gagagctacc tggaaagatc ctgcagcacc atcacagagg gctacctgtc tgtgctgaga 120
accggctggt acaccaacgt gttcacactg gaagtgggag acgtcgagaa tctgacatgc 180
tctgatggcc ctagcctgat caagaccgag ctggatctga ccaagagcgc cctgagagaa 240
ctcaagaccg tgtctgcca tcagctggcc agagaggaac agatcgagaa tcttggcagc 300
ggcagctttg tgtctgggagc cattgtctct ggagtggctg ctgctgcagc tgttacagca 360
ggcgtggcca tcgctaagac catcagactg cctagcgaag tgaccgccat caacaacgcc 420
ctgaagaaga caaacgaggc cgtcagcaca ctccgcaatg gcgttagagt gctggccaca 480
gccgtgcgcg agctgaagga cttcgtgtcc aagaacctga cacgggccat taacaagaac 540
aagtgcgaca tcgacgaact gaagatggcc gtgtccttta gccagttcaa cggggggttt 600
ctgaacgtcg tgcggcagtt tagcgacaac gccggaatca caccagccat cagcctggac 660
ctgatgacag atgctgagct ggctagagcc gtgcctaaca tgccctacac tgccggccag 720
atcaagctga tgcctcgagaa tagagccatg gtccgacgga aaggcttcgg cattctgatt 780
ggcgtgtaag gcagcagcgt gatctatatg gtgcagctgc ctatcttcgg cgtgatcgac 840
acaccctgct ggattgtgaa ggcgcctcct agctgtagcg agaagaaggg caattacgcc 900
tgccctgctg gagaggacca aggctgggat tgtcagaacg ccggcagcac cgtgtactac 960
cctaacgaga aggactgcga gacaagaggc gaccacgtgt tctgtgatac cgcgcctgga 1020
atcaatgtgg ccgagcagag caaagagtgc aacatcaaca tcagcaccac caactatccc 1080
tgcaaggtgt ccaccggcag gcaccctatt tctatggtgg ctctgtctcc tctgggagcc 1140
ctggtggcctt gttataaggg cgtgtcctgt agcatcgga gcaacagagt gggcatcacc 1200
aagcagctga acaagggctg cagctacacc accaaccagg acgccgatac cgtgaccacc 1260
gacaacaccg tgtatcagct gagcaaggtg gaaggcgaac agcacgtgat caagggcaga 1320
cctgtgtcca gcagcttoga cccatcaag ttcctgagg atcagttcca ggtggccctg 1380
gaccaggtgt tcgagaacat cgagaattcc caggetctgg tggaccagtc caacagaatc 1440

```

-continued

```

ctgtctagcg ccgagaaggg aaacacggc ttcateatcg tgateatcct gatcgccgtg 1500
ctgggcagct ccatgatcct ggtgtccate ttcateatta tcaagaagac caagaagccc 1560
accggcgctc ctccagaact gagcggagtg accaacaatg gcttcatecc tcacaac 1617

```

```

<210> SEQ ID NO 123
<211> LENGTH: 1617
<212> TYPE: DNA
<213> ORGANISM: Artificial Sequence
<220> FEATURE:
<223> OTHER INFORMATION: Synthetic Polynucleotide

```

```

<400> SEQUENCE: 123

```

```

atgagctgga aggtggtcat catcttcage ctgctgatca cacctcagca cggcctgaaa 60
gagagctacc tggaaagatc ctgcagcacc atcacagagg gctacctgtc tgtgctgaga 120
accggctggt acaccaacgt gttcacactg gaagtgggag acgtcgagaa tctgacatgc 180
tctgatggcc ctagcctgat caagaccgag ctggatctga ccaagagcgc cctgagagaa 240
ctcaagaccg tgtctgcoga tcagctggcc agagaggaac agatcgagaa tcttggcagc 300
ggcagctttg tgtggggagc cattgtctct ggagtggctg ctgctgcagc tgttacagca 360
ggcgtggcca tcgctaagac catcagactg gaaagcgaag tgaccgccat caacaacgcc 420
ctgaagaaga caaacgaggc cgtcagcaca ctcgcaatg gcgttagagt gctggccaca 480
gccgtgcgag agctgaagga ctctgtgtcc aagaacctga cacgggccat taacaagaac 540
aagtgcgaca tcgacgaact gaagatggcc gtgtccttta gccagttcaa cggcgggttt 600
ctgaacgtcg tgcggcagtt tagcgacaac gccggaatca caccagccat cagcctggac 660
ctgatgacag atgctgagct ggctagagcc gtgcctaaca tgccctacac tgccggccag 720
atcaagctga tgcctgagaa tagagccatg gtccagcggg aaggcttcgg cattctgatt 780
ggcgtgtacg gcagcagcgt gatctatatg gtgcagctgc ctatcttcgg cgtgatcgac 840
acaccctgct ggattgtgaa ggccgctcct agctgtagcg agaagaaggg caattacgcc 900
tgccctgctg gagaggaacca aggctgggat tgtcagaacg ccggcagcac cgtgtactac 960
cctaacgaga aggactgcga gacaagagge gaccacgtgt tctgtgatac cgccgctgga 1020
atcaatgtgg ccgagcagag caaagagtgc aacatcaaca tcagcaccac caactatccc 1080
tgcaaggtgt ccaccggcag gcaccctatt tctatggttg ctctgtctcc tctgggagcc 1140
ctggtggctt gttataaggg cgtgtcctgt agcatcgcca gcaacagagt gggcatcatc 1200
aagcagctga acaagggctg cagctacatc accaaccagg acgccgatac cgtgaccatc 1260
gacaacaccc tgtatcagct gagcaaggtg gaaggcgaac agcacgtgat caagggcaga 1320
cctgtgtcca gcagcttccc acctatcaag ttcctgagg atcagttcca ggtggccctg 1380
gaccaggtgt tcgagaacat cgagaattcc caggctctgg tggaccagtc caacagaatc 1440
ctgtctagcg ccgagaaggg aaacacggc ttcateatcg tgateatcct gatcgccgtg 1500
ctgggcagct ccatgatcct ggtgtccate ttcateatta tcaagaagac caagaagccc 1560
accggcgctc ctccagaact gagcggagtg accaacaatg gcttcatecc tcacaac 1617

```

```

<210> SEQ ID NO 124
<211> LENGTH: 1617
<212> TYPE: DNA
<213> ORGANISM: Artificial Sequence
<220> FEATURE:
<223> OTHER INFORMATION: Synthetic Polynucleotide

```

```

<400> SEQUENCE: 124

```

-continued

atgagctgga aggtggtcat catcttcagc ctgctgatca cacctcagca cggcctgaaa	60
gagagctacc tggaaagatc ctgcagcacc atcacagagg gctacctgtc tgtgctgaga	120
accggctggt acaccaacgt gttcacactg gaagtgggag acgtcgagaa tctgacatgc	180
tctgatggcc ctagcctgat caagaccgag ctggatctga ccaagagcgc cctgagagaa	240
ctcaagaccg tgtctgccga tcagctggcc agagaggaac agatcgagaa tcctggcagc	300
ggcagctttg tgctgggagc cattgtctct ggagtggctg ctgctgcagc tgttacagca	360
ggcgtggcca tcgctaagac catcagactg gaaagcgaag tgaccgccat caacaacgcc	420
ctgaagaaga caaacgagge cgtcagcaca ctcgcaatg gcgttagagt gctggccaca	480
gccgtgctgc agctgaagga ctctgtgtcc aagaacctga cacgggccat taacaagaac	540
aagtgcgaca tcgacgacct gaagatggcc gtgtccttta gccagttcaa ccggcggttt	600
ctgaacgtcg tgcggcagtt tagcgacaac gccggaatca caccagccat cagcctggac	660
ctgatgacag atgctgagct ggctagagcc gtgcctaaca tgccctacatc tgccggccag	720
atcaagctga tgctcgagaa tagagccatg gtccgacgga aaggcttcgg cattctgatt	780
ggcgtgtaag gcagcagcgt gatctatatg gtgcagctgc ctatcttcgg cgtgatcgac	840
acaccctgct ggatttgtga ggcgcctcct agctgtagcg agaagaaggg caattacgcc	900
tgccctgctg gagaggacca aggctggtat tgtcagaacg ccggcagcac cgtgtactac	960
cctaacgaga aggactgcga gacaagagge gaccacgtgt tctgtgatac cgccgctgga	1020
atcaatgtgg ccgagcagag caaagagtgc aacatcaaca tcagcaccac caactatccc	1080
tgcaaggtgt ccaccggcag gcacctatt tctatggtgg ctctgtctcc tctgggagcc	1140
ctggtggctt gttataaggg cgtgtcctgt agcatcgcca gcaacagagt gggcaccatc	1200
aagcagctga acaagggctg cagctacatc accaaccagg acgcccagac cgtgaccatc	1260
gacaacaccg tgtatcagct gagcaaggtg gaaggcgaac agcacgtgat caagggcaga	1320
cctgtgtcca gcagcttcga ccctatcaag ttccctgaga accagttcca ggtggcctcg	1380
gaccaggtgt tcgagaacat cgagaattcc caggetctgg tggaccagtc caacagaatc	1440
ctgtctagcg ccgagaaggg aaacaccgge ttcacatcag tgatcactct gatcgccgtg	1500
ctgggcagct ccatgactct ggtgtccatc ttcacatta tcaagaagac caagaagccc	1560
accggcgcct ctccagaact gagcggagtg accaacaatg gcttcatccc tcacaac	1617

<210> SEQ ID NO 125

<211> LENGTH: 1617

<212> TYPE: DNA

<213> ORGANISM: Artificial Sequence

<220> FEATURE:

<223> OTHER INFORMATION: Synthetic Polynucleotide

<400> SEQUENCE: 125

atgagctgga aggtggtcat catcttcagc ctgctgatca cacctcagca cggcctgaaa	60
gagagctacc tggaaagatc ctgcagcacc atcacagagg gctacctgtc tgtgctgaga	120
accggctggt acaccaacgt gttcacactg gaagtgggag acgtcgagaa tctgacatgc	180
tctgatggcc ctagcctgat caagaccgag ctggatctga ccaagagcgc cctgagagaa	240
ctcaagaccg tgtctgccga tcagctggcc agagaggaac agatcgagaa tcctggcagc	300
ggcagctttg tgctgggagc cattgtctct ggagtggctg ctgctgcagc tgttacagca	360
ggcgtggcca tcgctaagac catcagactg gaaagcgaag tgaccgccat caacaacgcc	420

-continued

ctgaagaaga caaacgaggc cgtcagcaca ctccgcaatg gcgttagagt gctggccaca	480
gccgtgocgc agctgaagga ctctgtgtcc aagaacctga cacgggccat taacaagaac	540
aagtgcgaca tcgacgacct gaagatggcc gtgtccttta gccagttcaa cggcggttt	600
ctgaacgtcg tgcggcagtt tagcgacaac gccggaatca caccagccat cagcctggac	660
ctgatgacag atgctgagct ggctagagcc gtgcctaaca tgcctacatc tgcggccag	720
atcaagctga tgcctgagaa tagagccatg gtccgacgga aaggcttcgg cattctgatt	780
ggcgtgtaoc gcagcagcgt gatctatatg gtgcagctgc ctatcttcgg cgtgatcgac	840
acacctgct ggattgtgaa ggcgctcct agctgtagcg agaagaagg caattacgcc	900
tgcctgctga gagaggacca aggctggtat tgtcagaacg ccggcagcac cgtgtactac	960
cctaacgaga aggactgcga gacaagaggc gaccacgtgt tctgtgatac cgcctgga	1020
atcaatgtgg ccgagcagag caaagagtgc aacatcaaca tcagcaccac caactatccc	1080
tgcaaggtgt ccaccggcag gcacctatt tctatggtgg ctctgtctcc tctgggagcc	1140
ctggtggctt gttataaggg cgtgtcctgt agcatcggca gcaacagagt gggcatcatc	1200
aagcagctga acaagggctg cagctacatc accaaccagg acgccgatac cgtgaccatc	1260
gacaacaccg tgtatcagct gagcaagtg gaaggcgaac agcacgtgat caaggcgaga	1320
cctgtgtcca gcagcttoga cctatcaag ttcctcagg atcagttcca ggtggcctg	1380
gaccaggtgt tcgagaacat cgagaattcc caggctctgg tggaccagtc caacagaatc	1440
ctgtctagcg ccgagaagg aaacaccggc ttcateatcg tgatcactct gatcgcctg	1500
ctgggcagct ccatgactct ggtgtccatc ttcateatta tcaagaagac caagaagccc	1560
accggcgcct ctcagaact gagcggagtg accaacaatg gcttcatccc tcacaac	1617

<210> SEQ ID NO 126

<211> LENGTH: 1617

<212> TYPE: DNA

<213> ORGANISM: Artificial Sequence

<220> FEATURE:

<223> OTHER INFORMATION: Synthetic Polynucleotide

<400> SEQUENCE: 126

atgagctgga aggtggctcat catcttcagc ctgctgatca cacctcagca cggcctgaaa	60
gagagctacc tggaaagatc ctgcagcacc atcacagagg gctacctgct tgtgctgaga	120
accggctggt acaccaacgt gttcacactg gaagtggcg acgtcgagaa tctgacatgc	180
tctgatggcc ctagcctgat caagaccgag ctggatctga ccaagagcgc cctgagagaa	240
ctcaagaccg tgtctgcoga tcagctggcc agagaggaac agatcgagaa tcttggcagc	300
ggcagctttg tcttgggagc cattgtctct ggagtggctg ctgctgcagc tgttacagca	360
ggcgtggcca tcgctaagac catcagactg gaaagcgaag tgaccgccat caacaacgcc	420
ctgaagaaga caaacgaggc cgtcagcaca ctccgcaatg gcgttagagt gctggccaca	480
gccgtgocgc agctgaagga ctctgtgtcc aagaacctga cacgggccat taacaagaac	540
aagtgcgaca tcgacgacct gaagatggcc gtgtccttta gccagtggaa cggcggttt	600
ctgaacgtcg tgcggcagtt tagcgacaac gccggaatca caccagccat cagcctggac	660
ctgatgacag atgctgagct ggctagagcc gtgcctaaca tgcctacatc tgcggccag	720
atcaagctga tgcctgagaa tagagccatg gtccgacgga aaggcttcgg cattctgatt	780
ggcgtgtaoc gcagcagcgt gatctatatg gtgcagctgc ctatcttcgg cgtgatcgac	840
acacctgct ggattgtgaa ggcgctcct agctgtagcg agaagaagg caattacgcc	900

-continued

tgcctgctga gagaggacca aggctggtat tgtcagaacg ccggcagcac cgtgtactac	960
cctaacgaga aggactgcga gacaagaggc gaccacgtgt tctgtgatac cgccgctgga	1020
atcaatgtgg ccgagcagag caaagagtgc aacatcaaca tcagcaccac caactatccc	1080
tgcaagggtg ccaccggcag gcaccctatt tctatggtgg ctctgtctcc tctgggagcc	1140
ctggtggctt gttataaggg cgtgtcctgt agcatcggca gcaacagagt gggcatcacc	1200
aagcagctga acaagggctg cagctacacc accaaccagg acgcccatac cgtgaccacc	1260
gacaacaccg tgtatcagct gagcaaggty gaaggcgaac agcacgtgat caagggcaga	1320
cctgtgtcca gcagcttcca cctatcaag ttcctgagg atcagttcca ggtggcctg	1380
gaccaggtgt tcgagaacat cgagaattcc caggctctgg tggaccagtc caacagaatc	1440
ctgtctagcg ccgagaaggg aaacaccggc ttcacatcgg tgatcactct gatcgccgtg	1500
ctgggcagct ccatgatcct ggtgtccacc ttcacatta tcaagaagac caagaagccc	1560
accggcgctc ctccagaact gagcggagtg accaacaatg gcttcatccc tcacaac	1617

<210> SEQ ID NO 127

<211> LENGTH: 1617

<212> TYPE: RNA

<213> ORGANISM: Artificial Sequence

<220> FEATURE:

<223> OTHER INFORMATION: Synthetic Polynucleotide

<400> SEQUENCE: 127

augagcugga aggguggucau caucuucagc cugcugauca caccucagca cggccugaaa	60
gagagcuacc uggaagaguc cugcagcacc auctacagagg gcuaaccuguc ugugcugaga	120
accggcuggu acaccaacgu guucacacug gaagugggcg acgucgagaa ucugacaugc	180
ucugauggcc cuagccugau caagaccgag cuggaucuga ccaagagcgc ccugagagaa	240
cucaagaccg ugucugccga ucagcuggcc agagaggaac agaucgagaa uccuggcagc	300
ggcagcuuug ugucugggagc cauugcucu ggaguggcug cugcugcagc uguuacagca	360
ggcguggcca ucugcaagac caucagacug gaaagcgaag ugaccgccau caacaacgcc	420
cugaagaaga caaacgagge cugcagcaca cucggcaaug gcguuagagu gcuggccuuu	480
gccgucgcgc agcugaagga cuucgugucc aagaaccuga caccggcccu gaacaagaac	540
aagugcgaca ucgacgaccu gaagauggcc guguccuuua gccaguucaa ccggcgguuu	600
cugaacgucg ugccggcaguu uagcgacaac gccggaauca caccagccau cagccuggac	660
cugaugacag augcugagcu ggcuagagcc gugccuaaca ugccuacauc ugccggccag	720
aucaagcuga ugucgagaa uagagccaug guccgacgga aaggcuucgg cauucugugu	780
ggcguguacg gcagcagcgu gaucuauaug gucgagcugc cuaucuucgg cgugaucgac	840
acaccucgcu ggauugugaa ggccgcuccu agcuguagcg agaagaaggg caauuacgcc	900
ugccugcuga gagaggacca aggcugguau ugucagaacg ccggcagcac cguguacuac	960
ccuaacgaga aggacugcga gacaagaggc gaccacgugu ucugugauac cgccgcugga	1020
aucaaugugg ccgagcagag caaagagugc aacaucaca ucagcaccac caacuauccc	1080
ugcaaggugu ccaccggcag gcaaccuuuu ucuauuggug cucugucucc ucugggagcc	1140
cugguggcuu guuauaaggg cguguccugu agcaucggca gcaacagagu gggcaucauc	1200
aagcagcuga acaagggcug cagcuacauc accaaccagg acgcccgauc cgugaccauc	1260
gacaacaccg uguaucagcu gagcaaggug gaaggcgaac agcacgugau caagggcaga	1320

-continued

ccugugucca gcagcuucga ccuaucaag uucccugagg aucaguucca cguggcccug	1380
gaccaggugu ucgagaacau cgagaauucc caggcucugg uggaccaguc caacagaau	1440
cugucuagcg ccgagaagg aaacaccggc uucaucaucg ugaucuccu gaucgcccug	1500
cugggcagcu ccaugauccu gguguccauc uucaucauu ucaagaagac caagaagccc	1560
accggcgcuc cuccagaacu gagcggagug accaacaau gcuucaucc ucacaac	1617

<210> SEQ ID NO 128

<211> LENGTH: 1617

<212> TYPE: RNA

<213> ORGANISM: Artificial Sequence

<220> FEATURE:

<223> OTHER INFORMATION: Synthetic Polynucleotide

<400> SEQUENCE: 128

augagcugga agggugucou caucuucagc cugcugauca caccucagca cggccugaaa	60
gagagcuacc uggaagaguc cugcagcacc aucacagagg gcuaccuguc ugugcugaga	120
accggcuggu acaccaacgu guucacacug gaaguggggc acgucgagaa ucugacaugc	180
ucugauggcc cuagccugau caagaccgag cuggaucuga ccaagagcgc ccugagagaa	240
cucaagaccg ugucugccga ucagcuggcc agagaggaac agaucgagaa uccuggcagc	300
ggcagcuuug ugcugggagc cauugcucu ggaguggcug cugcugcagc uguuacagca	360
ggcguggcca ucugcaagac caucagacug gaaagcgaag ugaccgccau caacaacgcc	420
cugaagaaga caaacgaggc cgucagcaca cucggcaaug gcuuagagu gcuggccaca	480
gccgugcgcg agcugaagga cuucgugucc aagaaccuga cacgggccau uaacaagaac	540
aagugcgaca ucgacgaccu gaagauggcc guguccuuu gccaguucca cggcgguuu	600
cugaacgucg ugcggcaguu uagcgacaac gccggaauc caccagccau cagccuggac	660
cugaugacag augcugagcu ggcuaagacc gugccuaaca ugccuacauc ugccggccag	720
aucaagcuga ugcucgagaa uagagccaug guccgacgga aaggcuucgg cauucugugu	780
ggcguguaag gcagcagcgu gcucauauug gucgagcgc cuaucuucgg cgugaucgac	840
acaccucgcu ggauugugaa ggccgcucuu agcuguaagc agaagaagg cauuuacgcc	900
ugccucguga gagaggacca aggcugguau ugucagaacg ccggcagcac cguguacuac	960
ccuaacgaga aggacugcga gacaagaggc gaccacgugu ucugugauac cggcgggga	1020
aucaaugugg ccgagcagag caaagagugc aacaucaaca ucagcaccac caacuauccc	1080
ugcaaggugu ccaccggcag gcaccuauu ucuauggugg cucugucucc ucugggagcc	1140
cugguggcuu guuauaaggc cgugucucgu agcaucggca gcaacagagu gggcaucauc	1200
aagcagcuga acaagggcug cagcuacauc accaaccagg acgcccgauc cgugaccauc	1260
gacaacaccg uguaucagcu gagcaaggug gaaggcgaac agcacgugau caagggcaga	1320
ccugugucca gcagcuucga ccuaucaag uucccugagc accaguggca uguggcccug	1380
gaccaggugu ucgagaacau cgagaauucc caggcucugg uggaccaguc caacagaau	1440
cugucuagcg ccgagaagg aaacaccggc uucaucaucg ugaucuccu gaucgcccug	1500
cugggcagcu ccaugauccu gguguccauc uucaucauu ucaagaagac caagaagccc	1560
accggcgcuc cuccagaacu gagcggagug accaacaau gcuucaucc ucacaac	1617

<210> SEQ ID NO 129

<211> LENGTH: 1617

<212> TYPE: RNA

<213> ORGANISM: Artificial Sequence

-continued

<220> FEATURE:

<223> OTHER INFORMATION: Synthetic Polynucleotide

<400> SEQUENCE: 129

```

augagcugga aggguggucau caucuucagc cugcugauca caccucagca cggccugaaa      60
gagagcuacc uggaagaguc cugcagcacc aucacagagg gcuaccuguc ugugcugaga      120
accggcuggu acaccaacgu guucacacug gaagugggcg acgucgagaa ucugacaugc      180
ucugauggcc cuagccugau caagaccgag cuggaucucg ucaagagcgc ccugagagaa      240
cucaagaccg ugucugccga ucagcuggcc agagaggaac agaucgagaa uccuggcagc      300
ggcagcuuug ugcugggagc cauugcucu ggaguggcug cugcugcagc uguuacagca      360
ggcggggcca ugcuaagac caucagacug gaaagcgaag ugaccgccau caacaacgcc      420
cugaagaaga caaacgaggc cgucagcaca cucggcaaug gcguaagagu gcuggccaca      480
gccgugcgcg agcugaagga cuucgugucc aagaaccuga cacgggccau uaacaagaac      540
aagugcgaca ucccgaccu gaagauggcc guguccuuu gccaguuaa ccggcgguuu      600
cugaacgucg ugccgagau uagcagacaac gccggaauca caccagccau cagccuggac      660
cugaugacag augcugagcu ggcuaagacc gugccuaaca ugccuacauc ugccggccag      720
aucaagcuga ugcucgagaa uagagccaug guccgacgga aaggcuucgg cauucugauu      780
ggcguguaag gcagcagcgu gaucuaauaug gugcagcugc cuaucuucgg cgugaucgac      840
acaccucgcu ggauugugaa ggccgucucu agcuguagcg agaagaaggg cauuuacgcc      900
ugccugcuga gagaggacca aggcugguau ugucagaacg ccggcagcac cguguacuac      960
ccuaacgaga aggacugcga gacaagaggc gaccacgugu ucugugauac cgcgcgugga     1020
aucaaugugg ccgagcagag caaagagugc aacaucaca ucagcaccac caacuauccc     1080
ugcaaggugu ccaccggcag gcaccuauu ucuauuggug cucugucucc ucugggagcc     1140
cugguggcuu guuaaaaggg cguguccugu agcaucggca gcaacagagu gggcaucauc     1200
aagcagcuga acaagggcug cagcuacauc accaaccagg acgccgauac cgugaccauc     1260
gacaacaccg uguaucagcu gagcaaggug gaaggcgaac agcacgugau caagggcaga     1320
ccugugucca gcagcuucga cccuaucaag uucccugagg aucaguucca gguggccucg     1380
gaccaggugu ucgagaacau cgagaauucc caggcucugg uggaccaguc caacagaauc     1440
cugucuagcg ccgagaaggg aaacaccggc uucaucaucg ugaucauccu gaucgcgug     1500
cugggcagcu ccaugauccu gguguccauc uucaucauuu ucaagaagac caagaagccc     1560
accggcgcuc cuccagaacu gagcggagug accaacaauug gcuucauccc ucacaac     1617

```

<210> SEQ ID NO 130

<211> LENGTH: 1617

<212> TYPE: RNA

<213> ORGANISM: Artificial Sequence

<220> FEATURE:

<223> OTHER INFORMATION: Synthetic Polynucleotide

<400> SEQUENCE: 130

```

augagcugga aggguggucau caucuucagc cugcugauca caccucagca cggccugaaa      60
gagagcuacc uggaagaguc cugcagcacc aucacagagg gcuaccuguc ugugcugaga      120
accggcuggu acaccaacgu guucacacug gaagugggcg acgucgagaa ucugacaugc      180
ucugauggcc cuagccugau caagaccgag cuggaucucg ucaagagcgc ccugagagaa      240
cucaagaccg ugucugccga ucagcuggcc agagaggaac agaucgagaa uccuggcagc      300

```

-continued

```

ggcagcuuug ugcugggagc cauugcucu ggaguggcug cugcugcagc uguuacagca 360
ggcguggcca ugcuaagac caucagacug gaaagcgaag ugaccgccau caacaacgcc 420
cugaagaaga caaacgaggc cgcagcaca cucggcaaug gcguuagagu gcuggccaca 480
gccgugcgcg agcugaagga cuucgugucc aagaaccuga cacgggccau uaacaagaac 540
aagugcgaca ucccgaccu gaagauggcc guguccuuu gccaguuaa ccggcgguuu 600
cugaacgucg ugcggcaguu uagcgacaac gccggaauca caccagccau cagccuggac 660
cugaugacag augcugagcu ggcuaagacc gugccuaaca ugccuacauc ugccggccag 720
aucaagcuga ugcucgagaa uagagccaug guccgacgga aaggcuucgg cauucugauu 780
ggcguguaag gcagcagcgu gaucuaauug gucgagcugc cuaucuucgg cgugaucgac 840
acaccucgcu ggauugugaa ggccgcuccu agcuguagcg agaagaaggg cauuuacgcc 900
ugccugcuga gagaggacca aggcugguau ugucagaacg ccggcagcac cguguacuac 960
ccuaacgaga aggacugcga gacaagaggc gaccacgugu ucugugauac cgcgcugga 1020
aucaaugugg ccgagcagag caaagagugc aacaucaaca ucagcaccac caacuauccc 1080
ugcaaggugu ccaccggcag gcaccuauu ucuauggugg cucugucucc ucugggagcc 1140
cuggugcguu guuuaaaggc cguguccugu agcaucggca gcaacagagu gggcaucauc 1200
aagcagcuga acaaggcgug cagcuacauc accaaccagg acgccgauac cgugaccauc 1260
gacaacaccg uguaucagcu gagcaaggug gaaggcgaac agcagcugau caagggcaga 1320
ccugugucca gcagcuucga ccuaucaag ucccugaga accaguucca gguggcccg 1380
gaccaggugu ucgagaacau cgagaauucc caggcucugg uggaccaguc caacagaauc 1440
cugucuagcg ccgagaaggg aaacaccggc uucaucaucg ugaucauccu gaucgccgug 1500
cugggcagcu ccaugauccu gguguccauc uucaucauu ucaagaagac caagaagccc 1560
accggcguc cuccagaacu gagcggagug accaacaau gcuucaucc ucacaac 1617

```

<210> SEQ ID NO 131

<211> LENGTH: 1617

<212> TYPE: RNA

<213> ORGANISM: Artificial Sequence

<220> FEATURE:

<223> OTHER INFORMATION: Synthetic Polynucleotide

<400> SEQUENCE: 131

```

augagcugga aggugguau caucuucagc cugcugauca caccucagca cggccugaaa 60
gagagcuacc uggaagaguc cugcagcacc aucacagagg gcuaccuguc ugugcugaga 120
accggcuggu acaccaacgu guucacacug gaaguggggcg acgucgagaa ucugacaugc 180
ucugauggcc cuagccugau caagaccgag cuggaucugc ucaagagcgc ccugagagaa 240
cucaagaccg ugucugccga ucagcuggcc agagaggaac agaucgagaa uccuggcagc 300
ggcagcuuug ugcugggagc cauugcucu ggaguggcug cugcugcagc uguuacagca 360
ggcguggcca ugcuaagac caucagacug gaaagcgaag ugaccgccau caacaacgcc 420
cugaagaaga caaacgaggc cgcagcaca cucggcaaug gcguuagagu gcuggccaca 480
gccgugcgcg agcugaagga cuucgugucc aagaaccuga cacgggccau uaacaagaac 540
aagugcgaca ucccgaccu gaagauggcc guguccuuu gccaguuaa ccggcgguuu 600
cugaacgucg ugcggcaguu uagcgacaac gccggaauca caccagccau cagccuggac 660
cugaugacag augcugagcu ggcuaagacc gugccuaaca ugccuacauc ugccggccag 720
aucaagcuga ugcucgagaa uagagccaug guccgacgga aaggcuucgg cauucugauu 780

```


-continued

```

ggcgguguaacg gcagcagcgu gaucuaauaug gugcagcugc cuaucuucgg cgugaucgac   840
acaccucgcu ggauugugaa ggcgcucucc agcuguagcg agaagaaggg caauuacgcc   900
ugccugcuga gagaggacca aggcugguau ugucagaacg ccggcagcac cguguacuac   960
ccuaacgaga aggacugoga gacaagaggc gaccacgugu ucugugauac cgccgcugga  1020
aucaaugugg ccgagcagag caaagagugc aacaucaaca ucagcaccac caacuauccc  1080
ugcaaggugu ccaccggcag gcaccuauu ucuauggugg cucugucucc ucugggagcc  1140
cugguggcuu guuauaaggg cguguccugu agcaucggca gcaacagagu gggcaucauc  1200
aagcagcuga acaagggcug cagcuacauc accaaccagg acgccgauac cgugaccauc  1260
gacaacaccg uguaucagcu gagcaaggug gaaggcgaac agcacgugau caagggcaga  1320
ccugugucca gcagcuucga ccuaucaag uucccugagg aucaguucca gguggcccug  1380
gaccaggugu ucgagaacau cgagaauucc caggcucugg uggaccaguc caacagaauc  1440
cugucuagcg ccgagaaggg aaacacggc uucaucaucg ugaucauccu gaucgcgug  1500
cugggcagcu ccaugauccu gguguccauc uucaucaua ucaagaagac caagaagccc  1560
accggcgcuc cuccagaacu gagcggagug accaacaau gcuucaucc ucacaac   1617

```

<210> SEQ ID NO 132

<211> LENGTH: 1617

<212> TYPE: RNA

<213> ORGANISM: Artificial Sequence

<220> FEATURE:

<223> OTHER INFORMATION: Synthetic Polynucleotide

<400> SEQUENCE: 132

```

augagcugga aggugguacau caucuucagc cugcugauca caccucagca cggccugaaa   60
gagagcuacc uggaagaguc cugcagcacc aucacagagg gcuaccuguc ugugcugaga   120
accggcuggu acaccaacgu guucacacug gaaguggggc acgucgagaa ucugacaugc   180
ucugauggcc cuagccugau caagaccgag cuggaucugc ucaagagcgc ccugagagaa   240
cucaagaccg ugucugccga ucagcuggcc agagaggaac agaucgagaa uccuggcagc   300
ggcagcuuug ugcugggagc cauugcucu ggaguggcug cugcugcagc uguuacagca   360
ggcggggcca ucgcuaagac caucagacug gaaagcgaag ugaccgccau caacaacgcc   420
cugaagaaga caaacgaggc cgucagcaca cucggcaaug gcguuagagu gcuggccaca   480
gcccugcgcg agcugaagga cuucgugcuu aagaaccuga cacgggccau uaacaagaac   540
aagugcgaca ucccugaccu gaagauggcc guguccuuua gccaguuaa ccggcgguuu   600
cugaacgucg ugccgcaguu uagcgcacaac gccggaauca caccagccau cagccuggac   660
cugaugacag augcugagcu ggcuaagacc gugccuaaca ugccuacauc ugccggccag   720
aucaagcuga ugcucgagaa uagagccaug guccgacgga aaggcuucgg cauucugauu   780
ggcgguguaacg gcagcagcgu gaucuaauaug gugcagcugc cuaucuucgg cgugaucgac   840
acaccucgcu ggauugugaa ggcgcucucc agcuguagcg agaagaaggg caauuacgcc   900
ugccugcuga gagaggacca aggcugguau ugucagaacg ccggcagcac cguguacuac   960
ccuaacgaga aggacugoga gacaagaggc gaccacgugu ucugugauac cgccgcugga  1020
aucaaugugg ccgagcagag caaagagugc aacaucaaca ucagcaccac caacuauccc  1080
ugcaaggugu ccaccggcag gcaccuauu ucuauggugg cucugucucc ucugggagcc  1140
cugguggcuu guuauaaggg cguguccugu agcaucggca gcaacagagu gggcaucauc  1200

```

-continued

aagcagcuga acaagggcug cagcuacauc accaaccagg acgccgauac cgugaccauc	1260
gacaacaccg uguaucagcu gagcaaggug gaaggcgaac agcacgugau caagggcaga	1320
ccugugucca gcagcuucga ccuaucaag uucccugaga accaguucca gguggcccug	1380
gaccaggugu ucgagaacau cgagaauucc caggcucugg uggaccaguc caacagaau	1440
cugucuagcg ccgagaaggg aaacaccggc uucaucaucg ugaucacuucc gaucgcccug	1500
cugggcagcu ccaugauccu gguguccauc uucaucauu ucaagaagac caagaagccc	1560
accggcgcuc cuccagaacu gagcggagug accaacaauug gcuucauccc ucacaac	1617

<210> SEQ ID NO 133

<211> LENGTH: 1617

<212> TYPE: RNA

<213> ORGANISM: Artificial Sequence

<220> FEATURE:

<223> OTHER INFORMATION: Synthetic Polynucleotide

<400> SEQUENCE: 133

augagcugga agguggucau caucuucagc cugcugauca caccucagca cggccugaaa	60
gagagcuacc uggaagaguc cugcagcacc auctacagagg gcuaccuguc ugugcugaga	120
accggcuggu acaccaacgu guucacacug ccuguggggc acgucgagaa ucugacaugc	180
ucugauggcc cuagccugau caagaccgag cuggaucugc ucaagagcgc ccugagagaa	240
cucaagaccg ugucugccga ucagcuggcc agagaggaac agaucgagaa uccuggcagc	300
ggcagcuuug ugcugggagc cauugcucu ggaguggcug cugcugcagc uguuacagca	360
ggcugggcc a ucgcuagac caucagacug gaaagcgaag ugaccgccau caacaacgcc	420
cugaagaaga caaacgaggc cgcagcaca cucggcaaug gcuuagagu gcuggccaca	480
gccgugcgcg agcugaagga cuucgugucc aagaaccuga caccggccau uaacaagaac	540
aagugcgaca ucgacgaccu gaagauggcc guguccuuua gccaguucca ccggcgguuu	600
cugaacgucg ugccggcagu uagcgacaac gccggaauca caccagccau cagccuggac	660
cugaugacag augcugagcu ggcuaagacc gugccuaaca ugccuacauc ugccggccag	720
aucaagcuga ugcucgagaa uagagccaug guccgacgga aaggcuucgg cauucugauu	780
ggcguguaag gcagcagcgu gaucuauaug gucgagcugc cuaucuucgg cugaucgac	840
acaccucgcu ggaauugaa ggcgcucucc agcuguagcg agaagaaggg caauuacgcc	900
ugccugcuga gagaggacca aggcugguau ugucagaacg ccggcagcac cuguaucuc	960
ccuaacgaga aggacugcga gacaagaggc gaccacgugu ucugugauac cgcgcugga	1020
aucaaugugg ccgagcagag caaagagugc aacaucaca ucagcaccac caacuauccc	1080
ugcaaggugu ccaccggcag gcaccuauu ucuauugggg cucugucucc ucugggagcc	1140
cuggugcucu guuauaaggg cugucuccgu agcaucggca gcaacagagu gggcaucauc	1200
aagcagcuga acaagggcug cagcuacauc accaaccagg acgccgauac cgugaccauc	1260
gacaacaccg uguaucagcu gagcaaggug gaaggcgaac agcacgugau caagggcaga	1320
ccugugucca gcagcuucga ccuaucaag uucccugagg aucaguucca gguggcccug	1380
gaccaggugu ucgagaacau cgagaauucc caggcucugg uggaccaguc caacagaau	1440
cugucuagcg ccgagaaggg aaacaccggc uucaucaucg ugaucacuucc gaucgcccug	1500
cugggcagcu ccaugauccu gguguccauc uucaucauu ucaagaagac caagaagccc	1560
accggcgcuc cuccagaacu gagcggagug accaacaauug gcuucauccc ucacaac	1617

-continued

```

<210> SEQ ID NO 134
<211> LENGTH: 1617
<212> TYPE: RNA
<213> ORGANISM: Artificial Sequence
<220> FEATURE:
<223> OTHER INFORMATION: Synthetic Polynucleotide

<400> SEQUENCE: 134
augagcugga agguggucau caucuucagc cugcugauca caccucagca cggccugaaa    60
gagagcuacc uggaagaguc cugcagcacc aucacagagg gcuaccuguc ugugcugaga    120
accggcuggu acaccaacgu guucacacug ccuguggggcg acgucgagaa ucugacaugc    180
ucugauggcc cuagccugau caagaccgag cuggaucugc ucaagagcgc ccugagagaa    240
cucaagaccg ugucugccga ucagcuggcc agagaggaac agaucgagaa uccuggcagc    300
ggcagcuuug ugcugggagc cauugcucu ggaguggcug cugcugcagc uguuacagca    360
ggcguggcca ucguaagac caucagacug gaaagcgaag ugaccgccau caacaacgcc    420
cugaagaaga caaacgaggc cgucagcaca cucggcaaug gcuuagagu gcuggccaca    480
gccgugcgcg agcugaagga cuucgugucc aagaaccuga cacgggccau uaacaagaac    540
aagugcgaca ucgacgaccu gaagauggcc guguccuuua gccaguucua cggcgguuu    600
cugaacgucg ugccgcaguu uagcgacaac gccggaauc caccagccau cagccuggac    660
cugaugacag augcugagcu ggcugagacc gugccuaaca ugccuacauc ugccggccag    720
aucaagcuga ugcucgagaa uagagccaug guccgacgga aaggcuucgg cauucugauu    780
ggcguguaag gcagcagcgu gaucuauaug gugcagcugc cuaucuucgg cgugaucgac    840
acaccucgcu ggaauuguaa ggcgcucucc agcuguagcg agaagaaggg caauuacgcc    900
ugccugcuga gagaggacca aggcugguau ugucagaacg ccggcagcac cguguacuac    960
ccuaacgaga aggacugcga gacaagaggc gaccacgugu ucugugauac cggccugga    1020
aucaaugugg ccgagcagag caaagagugc aacaucaca ucagcaccac caacuauccc    1080
ugcaaggugu ccaccggcag gcaccuauu ucuauuggug cucugucucc ucugggagcc    1140
cugguggcuu guuauaaggg cguguccugu agcaucggca gcaacagagu gggcaucauc    1200
aagcagcuga acaagggcug cagcuacauc accaaccagg acgcccgauc cgugaccauc    1260
gacaacaccg uguaucagcu gagcaaggug gaagggcaac agcaccugau caagggcaga    1320
ccugugucca gcagcuucga ccuaucaag ucccugaga accaguucca gguggcccug    1380
gaccaggugu ucgagaacau cgagaauucc caggcucugc uggaccaguc caacagaauc    1440
cugucuagcg ccgagaaggg aaacaccggc uucaucaucg ugaucauccu gaucccgug    1500
cugggcagcu ccaugauccu gguguccauc uucaucauu ucaagaagac caagaagccc    1560
accggcguc cuccagaacu gagcggagug accaacaau gcuucaucc ucacaac    1617

```

```

<210> SEQ ID NO 135
<211> LENGTH: 1617
<212> TYPE: RNA
<213> ORGANISM: Artificial Sequence
<220> FEATURE:
<223> OTHER INFORMATION: Synthetic Polynucleotide

<400> SEQUENCE: 135
augagcugga agguggucau caucuucagc cugcugauca caccucagca cggccugaaa    60
gagagcuacc uggaagaguc cugcagcacc aucacagagg gcuaccuguc ugugcugaga    120
accggcuggu acaccaacgu guucacacug gaaguggggcg acgucgagaa ucugacaugc    180

```

-continued

ucugauggcc	cuagccugau	caagaccgag	cuggaucugc	ucaagagcgc	ccugagagaa	240
cucaagaccg	ugucugccga	ucagcuggcc	agagaggaac	agaucgagaa	uccuggcagc	300
ggcagcuuug	ugcugggagc	cauugcucu	ggaguggcug	cugcugcagc	uguuacagca	360
ggcguggcca	ucgcuagac	caucagacug	gaaagcgaag	ugaccgccau	caacaacgcc	420
cugaagaaga	caaacgaggc	cgucagcaca	cucggcaaug	gcuuagagu	gcuggccaca	480
gccgugcgcg	agcugaagga	cuucgugucc	aagaaccuga	cacgggccau	uaacaagaac	540
aagugcgaca	ucgacgaccu	gaagauggcc	guguccuuua	gccaguucua	ccggcgguuu	600
cugaacgucg	ugcggcaguu	uagcgacaac	gccggaauca	caccagccau	cagccuggac	660
cugaugacag	augcugagcu	ggcuagagcc	gugccuaaca	ugccuacauc	ugccggccag	720
aucaagcuga	ugcucgagaa	uagagccaug	guccgacgga	aaggcuucgg	cauucugauu	780
ggcguguacg	gcagcagcgu	gaucuaauug	gugcagcugc	cuauucucgg	cgugaucgac	840
acaccucgcu	ggauugugaa	ggccgcuccu	agcuguagcg	agaagaaggg	cauuuacgcc	900
ugccugcuga	gagaggaoca	aggcugguau	ugucagaacg	ccggcagcac	cguguacuac	960
ccuaacgaga	aggacugcga	gacaagaggc	gaccacgugu	ucugugauac	cgccgcugga	1020
aucaaugugg	ccgagcagag	caaagagugc	aacaucaca	ucagcaccac	caacuauccc	1080
ugcaaggugu	ccaccggcag	gcaccuauu	ucuauugggg	cucugucucc	ucugggagcc	1140
cugguggcuu	guuauaaggg	cguguccugu	agcaucggca	gcaacagagu	gggcaucauc	1200
aagcagcuga	acaagggcug	cagcuacauc	accaaccagg	acgccgauac	cgugaccauc	1260
gacaacaccg	uguaucagcu	gagcaaggug	gaagggcaac	agcacgugau	caagggcaga	1320
ccugugucca	gcagcuucga	cccuaucaag	uucccugagg	aucaguucca	gguggcccug	1380
gaccaggugu	ucgagaacau	cgagaauucc	caggcucugg	uggaccaguc	caacagaauc	1440
cugucuagcg	ccgagaaggg	aaacaccggc	uucaucucg	ugaucuuccu	gaucgcccug	1500
cugggcagcu	ccaugauccu	gguguccauc	uucaucuuu	ucaagaagac	caagaagccc	1560
accggcguc	cuccagaacu	gagcggagug	accaacaau	gcuucauccc	ucacaac	1617

<210> SEQ ID NO 136

<211> LENGTH: 1617

<212> TYPE: RNA

<213> ORGANISM: Artificial Sequence

<220> FEATURE:

<223> OTHER INFORMATION: Synthetic Polynucleotide

<400> SEQUENCE: 136

augagcugga	agguggucau	caucucagc	cugcugauca	caccucagca	cgccugaaa	60
gagagcuacc	uggaagaguc	cugcagcacc	aucacagagg	gcuaccuguc	ugugcugaga	120
accggcuggu	acaccaacgu	guucacacug	gaagugggcg	accucgagaa	ucugacaugc	180
ucugauggcc	cuagccugau	caagaccgag	cuggaucuga	ccaagagcgc	ccugagagaa	240
cucaagaccg	ugucugccga	ucagcuggcc	agagaggaac	agaucgagaa	uccuggcagc	300
ggcagcuuug	ugcugggagc	cauugcucu	ggaguggcug	cugcugcagc	uguuacagca	360
ggcguggcca	ucgcuagac	caucagacug	gaaagcgaag	ugaccgccau	caacaacgcc	420
cugaagaaga	caaacgaggc	cgucagcaca	cucggcaaug	gcuuagagu	gcuggccaca	480
gccgugcgcg	agcugaagga	cuucgugucc	aagaaccuga	cacgggccau	uaacaagaac	540
aagugcgaca	ucgacgaccu	gaagauggcc	guguccuuua	gccaguucua	ccggcgguuu	600
cugaacgucg	ugcggcaguu	uagcgacaac	gccggaauca	caccagccau	cagccuggac	660

-continued

cugaugacag	augcugagcu	ggcuagagcc	gugccuaaca	ugccuacauc	ugccggccag	720
aucaagcuga	ugcucgagaa	uagagccaug	guccgacgga	aaggcuucgg	cauucugauu	780
ggcguguaacg	gcagcagcgu	gaucuauaug	gugcagcugc	cuauucuucgg	cgugaucgac	840
acaccucgcu	ggauugugaa	ggccgcuccu	agcuguagcg	agaagaaggg	caauuacgcc	900
ugccugcuga	gagaggacca	aggcugguau	ugucagaacg	ccggcagcac	cguguacuac	960
ccuaacgaga	aggacugcga	gacaagaggc	gaccacgugu	ucugugauac	cgccgcugga	1020
aucaaugugg	ccgagcagag	caaagagugc	aacaucaaca	ucagcaccac	caacuaucce	1080
ugcaaggugu	ccaccggcag	gcaccuauu	ucuauugggg	cucugucucc	ucugggagcc	1140
cugguggcuu	guuauaaggg	cgugucucu	agcaucggca	gcaacagagu	gggcaucauc	1200
aagcagcuga	acaagggcug	cagcuacauc	accaaccagg	acgccgauac	cgugaccauc	1260
gacaacaccg	uguaucagcu	gagcaaggug	gaaggcgaac	agcacgugau	caagggcaga	1320
ccugugucca	gcagcuucga	cccuaucaag	uucccugagg	aucaguucca	gguggccucg	1380
gaccaggugu	ucgagaacau	cgagaauucc	caggcucugg	uggaccaguc	caacagaauc	1440
cugucuagcg	ccgagaaggg	aaacaccggc	uucacaucg	ugaucuuccu	gaucgcccug	1500
cugggcagcu	ccaugauccu	gguguccauc	uucacauua	ucaagaagac	caagaagccc	1560
accggcguc	cuccagaacu	gagcggagug	accaacaau	gcuucauccc	ucacaac	1617

<210> SEQ ID NO 137

<211> LENGTH: 1617

<212> TYPE: RNA

<213> ORGANISM: Artificial Sequence

<220> FEATURE:

<223> OTHER INFORMATION: Synthetic Polynucleotide

<400> SEQUENCE: 137

augagcugga	agguggucau	caucuucagc	cugcugauca	caccucagca	cgccugaaa	60
gagagcuacc	uggaagaguc	cugcagcacc	aucacagagg	gcuaccuguc	ugugcugaga	120
accggcuggu	acaccaacgu	guucacacug	gaaguggggc	acgucgagaa	ucugacaugc	180
ucugauggcc	cuagccugau	caagaccgag	cuggaucuga	ccaagagcgc	ccugagagaa	240
cucaagaccg	ugucugcccga	ucagcuggcc	agagaggaac	agaucgagaa	uccuggcagc	300
ggcagcuuug	ugcugggagc	cauugcucu	ggaguggcug	cugcugcagc	uguuacagca	360
ggcguggcca	ucgcuagac	caucagacug	gaaagcgaag	ugaccgccau	caacaacgcc	420
cugaagaaga	caaacgaggg	cgucagcaca	cucggcaaug	gcuuuagagu	gcuggccaca	480
gccgugcgcg	agcugaagga	cuucgugcu	aagaaccuga	cacgggccau	uaacaagaac	540
aagugcgaca	ucgacgaccu	gaagauggcc	guguccuuua	gccaguucca	ccggcgguuu	600
cugaacgucg	ugcggcaguu	uagcgacaac	gccggaauca	caccagccau	cagccuggac	660
cugaugacag	augcugagcu	ggcuagagcc	gugccuaaca	ugccuacauc	ugccggccag	720
aucaagcuga	ugcucgagaa	uagagccaug	guccgacgga	aaggcuucgg	cauucugauu	780
ggcguguaacg	gcagcagcgu	gaucuauaug	gugcagcugc	cuauucuucgg	cgugaucgac	840
acaccucgcu	ggauugugaa	ggccgcuccu	agcuguagcg	agaagaaggg	caauuacgcc	900
ugccugcuga	gagaggacca	aggcugguau	ugucagaacg	ccggcagcac	cguguacuac	960
ccuaacgaga	aggacugcga	gacaagaggc	gaccacgugu	ucugugauac	cgccgcugga	1020
aucaaugugg	ccgagcagag	caaagagugc	aacaucaaca	ucagcaccac	caacuaucce	1080

-continued

ugcaaggugu ccaccggcag gcaccuauu ucuauggugg cucugucucc ucugggagcc	1140
cugguggcuu guuauaaggg cguguccugu agcaucggca gcaacagagu gggcaucauc	1200
aagcagcuga acaagggcug cagcuacauc accaaccagg acgccgauac cgugaccauc	1260
gacaacaccg uguaucagcu gagcaaggug gaaggcgaac agcacgugau caagggcaga	1320
ccugugucca gcagcuucga cccuaucaag uucccugagg aucaguucca gguggcccug	1380
gaccaggugu ucgagaacau cgagaauucc caggcucugy uggaccaguc caacagaauc	1440
cugucuagcg ccgagaaggg aaacaccggc uucaucaucg ugaucuccu gaucgcccug	1500
cugggcagcu ccaugauccu gguguccauc uucaucauu ucaagaagac caagaagccc	1560
accggcguc cuccagaacu gagcggagug accaacaauy gcuucaucc ucacaac	1617

<210> SEQ ID NO 138

<211> LENGTH: 1617

<212> TYPE: RNA

<213> ORGANISM: Artificial Sequence

<220> FEATURE:

<223> OTHER INFORMATION: Synthetic Polynucleotide

<400> SEQUENCE: 138

augagcugga agguggucau caucuucage cugcugauca caccucagca cggccugaaa	60
gagagcuacc uggaagaguc cugcagcacc aucacagagg gcuaccuguc ugugcugaga	120
accggcuggu acaccaacgu guucacacug gaagugggcy acgucgagaa ucugacaucg	180
ucugauggcc cuagccugau caagaccgag cuggaucuga ccaagagcgc ccugagagaa	240
cucaagaccg uguucgcca ucagcuggcc agagaggaac agaucgagaa uccuggcagc	300
ggcagcuuug ugcugggagc cauugcucu ggaguggcug cugcugcagc uguuacagca	360
ggcguggcca ucguaagac caucagacug gaaagcgaag ugaccgccau caacaacgcc	420
cugaagaaga caaacgaggc cugcagcaca cucggcaauy gcuuagagu gcuggccaca	480
gccgugcgcg agcugaagga cuucgugucc aagaaccugu ggccggccau uaacaagaac	540
aagugcgaca ucgacgaccu gaagauggcc guguccuuu gccaguucca ccggcgguuu	600
cugaacgucg ugcggcaguu uagcgacaac gccggaauca caccagccau cagccuggac	660
cugaugacag augcugagcu ggcuaagacc guggcuuaca ugccuacauc ugccggccag	720
aucaagcuga ugcucgagaa uagagccaug guccgacgga aaggcuucgg cauucugauu	780
ggcguguaag gcagcagcgu gaucuauaug gugcagcugc cuaucuucgg cgugaucgac	840
acaccucgcu ggaauugaa ggcgcucuu agcuguagcg agaagaaggg caauuacgcc	900
ugccugcuga gagaggacca aggcugguau ugucagaacg ccggcagcac cguguaucac	960
ccuaacgaga aggacugcga gacaagaggc gaccacgugu ucugugauac cgccgcugga	1020
aucaaugugg ccgagcagag caaagagugc aacaucaca ucagcaccac caacuauccc	1080
ugcaaggugu ccaccggcag gcaccuauu ucuauggugg cucugucucc ucugggagcc	1140
cugguggcuu guuauaaggg cguguccugu agcaucggca gcaacagagu gggcaucauc	1200
aagcagcuga acaagggcug cagcuacauc accaaccagg acgccgauac cgugaccauc	1260
gacaacaccg uguaucagcu gagcaaggug gaaggcgaac agcacgugau caagggcaga	1320
ccugugucca gcagcuucga cccuaucaag uucccugagg aucaguucca gguggcccug	1380
gaccaggugu ucgagaacau cgagaauucc caggcucugy uggaccaguc caacagaauc	1440
cugucuagcg ccgagaaggg aaacaccggc uucaucaucg ugaucuccu gaucgcccug	1500
cugggcagcu ccaugauccu gguguccauc uucaucauu ucaagaagac caagaagccc	1560

-continued

accggcgccuc cuccagaacu gagcggagug accaacaaug gcuucaucc ucacaac 1617

<210> SEQ ID NO 139
 <211> LENGTH: 1617
 <212> TYPE: RNA
 <213> ORGANISM: Artificial Sequence
 <220> FEATURE:
 <223> OTHER INFORMATION: Synthetic Polynucleotide

<400> SEQUENCE: 139

augagcugga agggugucan caucucagc cugcugauca caccucagca cggccugaaa 60
 gagagcuacc uggaagaguc cugcagcacc auctacagagg gcuaccuguc ugugcugaga 120
 accggcuggu acaccaacgu guucacacug gaagugggcg accucgagaa ucugacaugc 180
 ucugauggcc cuagccugau caagaccgag cuggaucugc ucaagagcgc ccugagagaa 240
 cucaagaccg ugucugccga ucagcuggcc agagaggaac agaucgagaa uccuggcagc 300
 ggagcucuuug ugcugggagc cauugcucu ggaguggcug cugcugcagc uguuacagca 360
 ggcguggcca ucguaagac caucagacug gaaagcgaag ugaccgccau caacaacgcc 420
 cugaagaaga caaacgaggc cugcagcaca cucggcaaug gcguaagagu gcuggccaca 480
 gccgugcgcg agcugaagga cuucgugcu aagaaccugu ggccggccau uaacaagaac 540
 aagugcgaca ucgacgaccu gaagauggcc guguccuuu gccaguuaa ccggcgguuu 600
 cugaacgucg ugcggcaguu uagcgacaac gccggaauca caccagccau cagccuggac 660
 cugaugacag augcugagcu ggcuagagcc gugccuaaca ugccuacauc ugccggccag 720
 aucaagcuga ugcucgagaa uagagccaug guccagcggg aaggcuucgg cauucugauu 780
 ggcguguaag gcagcagcgu gaucuauaug gucgagcugc cuauucucgg cgugaucgac 840
 acaccucgcu ggaauugaa ggccgcuccu agcuguaagc agaagaaggg caauuacgcc 900
 ugccugcuga gagaggacca aggcugguau ugucagaacg ccggcagcac cguguacuac 960
 ccuaacgaga aggacugcga gacaagaggc gaccacgugu ucugugauac cgccgcugga 1020
 aucaaugugg ccgagcagag caaagaguc aacaucaca ucagcaccac caacuauccc 1080
 ugcaaggugu ccaccggcag gcaccuauu ucuauuggug cucugucucc ucugggagcc 1140
 cugguggcuu guuaaaaggc cguguccugu agcaucggca gcaacagagu gggcaucauc 1200
 aagcagcuga acaagggcug cagcuacauc accaaccagg acgccgauac cgugaccauc 1260
 gacaacaccg uguaucagcu gagcaaggug gaaggcgaac agcacgugau caagggcaga 1320
 ccugugucca gcagcuuca cccuaucaag ucccugagg aucaguucca gguggccucg 1380
 gaccaggugu ucgagaacau cgagaauucc caggcucugg uggaccaguc caacagaauc 1440
 cugucuagcg ccgagaaggg aaacaccggc uucaucaucg ugaucuccu gaucgcccug 1500
 cugggcagcu ccaugauccu gguguccauc uucaucaua ucaagaagac caagaagccc 1560
 accggcgccuc cuccagaacu gagcggagug accaacaaug gcuucaucc ucacaac 1617

<210> SEQ ID NO 140
 <211> LENGTH: 1617
 <212> TYPE: RNA
 <213> ORGANISM: Artificial Sequence
 <220> FEATURE:
 <223> OTHER INFORMATION: Synthetic Polynucleotide

<400> SEQUENCE: 140

augagcugga agggugucan caucucagc cugcugauca caccucagca cggccugaaa 60

-continued

gagagcuacc	uggaagaguc	cugcagcacc	aucacagagg	gcuaccuguc	ugugcugaga	120
accggcuggu	acaccaacgu	guucacacug	ccugugggcg	acgucgagaa	ucugacaugc	180
ucugauggcc	cuagccugau	caagaccgag	cuggaucuga	ccaagagcgc	ccugagagaa	240
cucaagaccg	ugucugccga	ucagcuggcc	agagaggaac	agaucgagaa	uccuggcagc	300
ggcagcuuug	ugcugggagc	cauugcucu	ggaguggcug	cugcugcagc	uguuacagca	360
ggcguggcca	ucgcuagac	caucagacug	gaaagcgaag	ugaccgccau	caacaacgcc	420
cugaagaaga	caaacgaggc	cgucagcaca	cucggcaaug	gcuuagagu	gcuggccaca	480
gccgugcgcg	agcugaagga	cuucgugucc	aagaaccuga	cacgggccau	uaacaagaac	540
aagugcgaca	ucgacgaccu	gaagauggcc	guguccuua	gccaguuaa	ccggcgguu	600
cugaacgucg	ugcggcaguu	uagcgacaac	gccggaauca	caccagccau	cagccuggac	660
cugaugacag	augcugagcu	ggcuagagcc	gugccuaaca	ugccuacauc	ugccggccag	720
aucaagcuga	ugcucgagaa	uagagccaug	guccgacgga	aaggcuucgg	cauucugauu	780
ggcguguaog	gcagcagcgu	gaucuaauug	gugcagcugc	cuaucuucgg	cgugaucgac	840
acaccucgcu	ggaauugaa	ggccgcuccu	agcuguagcg	agaagaaggg	cauuuacgcc	900
ugccugcuga	gagaggacca	aggcugguau	ugucagaacg	ccggcagcac	cguguaucac	960
ccuaacgaga	aggacucoga	gacaagaggc	gaccacgugu	ucugugauac	cgccgcugga	1020
aucaaugugg	ccagcagag	caaagagugc	aacaucaca	ucagcaccac	caacuauccc	1080
ugcaaggugu	ccaccggcag	gcaccuauu	ucuauuggug	cucugucucc	ucuggggagcc	1140
cugguggcuu	guuauaaggg	cgugucugnu	agcaucggca	gcaacagagu	gggcaucauc	1200
aagcagcuga	acaagggcug	cagcuacauc	accaaccagg	acgccgauac	cgugaccauc	1260
gacaacaccg	uguaucagcu	gagcaaggug	gaaggcgaac	agcacgugau	caagggcaga	1320
ccugugucca	gcagcuuca	cccuaucaag	uucccugagg	aucaguucca	gguggccucg	1380
gaccaggugu	ucgagaacau	cgagaauucc	caggcucugg	uggaccaguc	caacagaauc	1440
cugucuagcg	ccgagaaggg	aaacaccggc	uucaucaucg	ugaucauccu	gaucgcccug	1500
cugggcagcu	ccaugauccu	gguguccauc	uucaucaua	ucaagaagac	caagaagccc	1560
accggcguc	cuccagaacu	gagcggagug	accaacaau	gcuucaucc	ucacaac	1617

<210> SEQ ID NO 141

<211> LENGTH: 1617

<212> TYPE: RNA

<213> ORGANISM: Artificial Sequence

<220> FEATURE:

<223> OTHER INFORMATION: Synthetic Polynucleotide

<400> SEQUENCE: 141

augagcugga	agguggucau	caucuucagc	cugcugauca	caccucagca	cggccugaaa	60
gagagcuacc	uggaagaguc	cugcagcacc	aucacagagg	gcuaccuguc	ugugcugaga	120
accggcuggu	acaccaacgu	guucacacug	gaagugggcg	acgucgagaa	ucugacaugc	180
ucugauggcc	cuagccugau	caagaccgag	cuggaucuga	ccaagagcgc	ccugagagaa	240
cucaagaccg	ugucugccga	ucagcuggcc	agagaggaac	agaucgagaa	uccuggcagc	300
ggcagcuuug	ugcugggagc	cauugcucu	ggaguggcug	cugcugcagc	uguuacagca	360
ggcguggcca	ucgcuagac	caucagacug	gaaagcgaag	ugaccgccau	caacaacgcc	420
cugaagaaga	caaacgaggc	cgucagcaca	cucggcaaug	gcuuagagu	gcuggccaca	480
gccgugcgcg	agcugaagga	cuucgugucc	aagaaccuga	cacgggccau	uaacaagaac	540

-continued

aagugcgaca	ucccugaccu	gaagauggcc	guguccuuua	gccaguucua	ccggcgguuu	600
cugaacgucg	ugcggcaguu	uagcgacaac	gccggaauca	caccagccau	cagccuggac	660
cugaugacag	augcugagcu	ggcuagagcc	gugccuaaca	ugccuacauc	ugccggccag	720
aucaagcuga	ugcucgagaa	uagagccaug	guccgacgga	aaggcuucgg	cauucugauu	780
ggcguguaacg	gcagcagcgu	gaucuauaug	gugcagcugc	cuaucuucgg	cgugaucgac	840
acaccucgcu	ggauugugaa	ggccgcuccu	agcuguagcg	agaagaaggg	caauuacgcc	900
ugccugcuga	gagaggacca	aggcugguau	ugucagaacg	ccggcagcac	cguguacuac	960
ccuaacgaga	aggacugcga	gacaagaggc	gaccacgugu	ucugugauac	cgccgcugga	1020
aucaaugugg	ccgagcagag	caaagagugc	aacaucaca	ucagcaccac	caacuauccc	1080
ugcaaggugu	ccaccggcag	gcaccuauu	ucuauggugg	cucugucucc	ucuggggagcc	1140
cugguggguu	guuauaaggg	cguguccugu	agcaucggca	gcaacagagu	gggcaucauc	1200
aagcagcuga	acaagggcug	cagcuacauc	accaaccagg	acgccgauac	cgugaccauc	1260
gacaacaccg	uguaucagcu	gagcaaggug	gaaggcgaac	agcacgugau	caagggcaga	1320
ccugugucca	gcagcuucga	ccuaucaag	uucccugagg	aucaguucca	gguggcccug	1380
gaccaggugu	ucgagaacau	cgagaauucc	caggcucugg	uggaccaguc	caacagaauc	1440
cugucuagcg	ccgagaaggg	aaacaccggc	uucaucaucg	ugaucauccu	gaucgcccug	1500
cugggcagcu	ccaugauccu	gguguccauc	uucaucauuu	ucaagaagac	caagaagccc	1560
accgycgcuc	cuccagaacu	gagcggagug	accaacaau	gcuucauccc	ucacaac	1617

<210> SEQ ID NO 142

<211> LENGTH: 1617

<212> TYPE: RNA

<213> ORGANISM: Artificial Sequence

<220> FEATURE:

<223> OTHER INFORMATION: Synthetic Polynucleotide

<400> SEQUENCE: 142

augagcugga	agguggucan	caucuucagc	cugcugauca	caccucagca	cgccugaaa	60
gagagcuacc	uggaagaguc	cugcagcacc	aucacagagg	gcuaccuguc	ugugcugaga	120
accggcuggu	acaccaacgu	guucacacug	gaagugggcg	acgucgagaa	ucugacaugc	180
ucugauggcc	cuagccugau	caagaccgag	cuggaucuga	ccaagagcgc	ccugagagaa	240
cucaagaccg	ugucugccga	ucagcuggcc	agagaggaac	agaucgagaa	uccuggcagc	300
ggcagcuuug	ugcugggagc	cauugcucu	ggaguggcug	cugcugcagc	uguuacagca	360
ggcguggcca	ucgcuaagac	caucagacug	gaaagcgaag	ugaccgcca	caacaacgcc	420
cugaagaaga	caaaccgaggc	cgucagcaca	cucggcaaug	gcguaagagu	gcuggccaca	480
gccgucgcgc	agcugaagga	cuucgugucc	aagaaccuga	caccggcca	uaacaagaac	540
aagugcccua	ucgacgaccu	gaagauggcc	guguccuuua	gccaguucua	ccggcgguuu	600
cugaacgucg	ugcggcaguu	uagcgacaac	gccggaauca	caccagccau	cagccuggac	660
cugaugacag	augcugagcu	ggcuagagcc	gugccuaaca	ugccuacauc	ugccggccag	720
aucaagcuga	ugcucgagaa	uagagccaug	guccgacgga	aaggcuucgg	cauucugauu	780
ggcguguaacg	gcagcagcgu	gaucuauaug	gugcagcugc	cuaucuucgg	cgugaucgac	840
acaccucgcu	ggauugugaa	ggccgcuccu	agcuguagcg	agaagaaggg	caauuacgcc	900
ugccugcuga	gagaggacca	aggcugguau	ugucagaacg	ccggcagcac	cguguacuac	960

-continued

```

ccuaacgaga aggacugcga gacaagagggc gaccacgugu ucugugauac cgccgcugga 1020
aucaaugugg ccgagcagag caaagagugc aacaucaaca ucagcaccac caacuauccc 1080
ugcaaggugu ccaccggcag gcaccuauu ucuauggugg cucugucucc ucugggagcc 1140
cugguggcuu guuauaaggg cguguccugu agcaucggca gcaacagagu gggcaucauc 1200
aagcagcuga acaagggcug cagcuacauc accaaccagg acgccgauac cgugaccauc 1260
gacaacaccg uguauacgu gagcaaggug gaaggcgaac agcacgugau caagggcaga 1320
ccugugucca gcagcuuoga ccuaucaag uucccugagg aucaguucca gguggcccug 1380
gaccaggugu ucgagaacau cgagaauucc caggcucugg uggaccaguc caacagaauc 1440
cugucuagcg ccgagaaggg aaacaccggc uucaucaucg ugaucauccu gaucgccgug 1500
cugggcagcu ccaugauccu gguguccauc uucaucauu ucaagaagac caagaagccc 1560
accggcguc cuccagaacu gagcggagug accaacaau gcuucaucc ucacaac 1617

```

<210> SEQ ID NO 143

<211> LENGTH: 1617

<212> TYPE: RNA

<213> ORGANISM: Artificial Sequence

<220> FEATURE:

<223> OTHER INFORMATION: Synthetic Polynucleotide

<400> SEQUENCE: 143

```

augagcugga agggugucou caucuucagc cugcugauca caccucagca cggccugaaa 60
gagagcuacc uggaagaguc cugcagcacc aucacagagg gcuaaccuguc ugugcugaga 120
accggcuggu acaccaacgu guucacacug gaagugggcg acgucgagaa ucugacaugc 180
ucugauggcc cuagccugau caagaccgag cuggaucuga ccaagagcgc ccugagagaa 240
cucaagaccg uguucgcca ucagcuggcc agagaggaac agaucgagaa uccuggcagc 300
ggcagcuuug ugcugggagc cauugcucu ggaguggcug cugcugcagc uguuacagca 360
ggcguggcca ucgcuagac caucagacug ccuagcgaag ugaccgccau caacaacgcc 420
cugaagaaga caaacgaggg cgucagcaca cucggcaaug gcguuagagu gcuggccaca 480
gccgucgcg agcugaagga cuucgugucc aagaaccuga caccggccau uaacaagaac 540
aagugcgaca ucgacgaccu gaagauggcc guguccuuu gccaguucca cggcgguuu 600
cugaacgucg ugcggcaguu uagcgacaac gccggaauca caccagccau cagccuggac 660
cugaugacag augcugagcu ggcuaagacc guggcuuaca ugccuacauc ugccggccag 720
aucaagcuga ugcucgagaa uagagccaug guccgacgga aaggcuucgg cauucugauu 780
ggcguguaag gcagcagcgu gaucuauaug gugcagcugc cuaucuucgg cgugaucgac 840
acaccucgu ggauugugaa ggccgcuccu agcuguagcg agaagaaggg caauuacgcc 900
ugccugcuga gagaggacca aggcugguau ugucagaacg ccggcagcac cguguacuac 960
ccuaacgaga aggacugcga gacaagagggc gaccacgugu ucugugauac cgccgcugga 1020
aucaaugugg ccgagcagag caaagagugc aacaucaaca ucagcaccac caacuauccc 1080
ugcaaggugu ccaccggcag gcaccuauu ucuauggugg cucugucucc ucugggagcc 1140
cugguggcuu guuauaaggg cguguccugu agcaucggca gcaacagagu gggcaucauc 1200
aagcagcuga acaagggcug cagcuacauc accaaccagg acgccgauac cgugaccauc 1260
gacaacaccg uguauacgu gagcaaggug gaaggcgaac agcacgugau caagggcaga 1320
ccugugucca gcagcuuoga ccuaucaag uucccugagg aucaguucca gguggcccug 1380
gaccaggugu ucgagaacau cgagaauucc caggcucugg uggaccaguc caacagaauc 1440

```

-continued

```

cugucuagcg ccgagaaggg aaacacoggc uucaucaucg ugaucauccu gaucgocgug 1500
cugggcagcu ccaugauccu gguguccauc uucaucauuu ucaagaagac caagaagccc 1560
accggcguc cuccagaacu gagcggagug accaacaauug gcuucauccc ucacaac 1617

```

```

<210> SEQ ID NO 144
<211> LENGTH: 1617
<212> TYPE: RNA
<213> ORGANISM: Artificial Sequence
<220> FEATURE:
<223> OTHER INFORMATION: Synthetic Polynucleotide

```

```

<400> SEQUENCE: 144

```

```

augagcugga agggugucou caucucagc cugcugauca caccucagca cggccugaaa 60
gagagcuacc uggaagaguc cugcagcacc aucacagagg gcuaccuguc ugugcugaga 120
accggcuggu acaccaacgu guucacacug gaaguggggc acgucgagaa ucugacaugc 180
ucugauggcc cuagccugau caagacogag cuggaucuga ccaagagcgc ccugagagaa 240
cucaagaccg ugucugccga ucagcuggcc agagaggaac agaucgagaa uccuggcagc 300
ggcagcuuug ugcugggagc cauugcucu ggagugggug cugcugcagc uguuacagca 360
ggcguggcca ucgcuagac caucagacug gaaagcgaag ugaccgccau caacaacgcc 420
cugaagaaga caaacgaggc cgucagcaca cucggcaaug gcuuagagu gcuggccaca 480
gccgucgcg agcugaagga cuucgugucc aagaaccuga cacgggccau uaacaagaac 540
aagugcgaca ugcagcaccu gaagauggcc guguccuuu gccaguucaa ccggcgguuu 600
cugaacgucg ugccgaguu uagcgacaac gccggaauca caccagccau cagccuggac 660
cugaugacag augcugagcu ggcuaagacc gugccuaaca ugccuacauc ugccggccag 720
aucaagcuga ugcucgagaa uagagccaug guccgacgga aaggcuucgg cauucugauu 780
ggcguguaag gcagcagcgu gaucuauaug gugcagcugc cuaucuucgg cgugaucgac 840
acaccucgcu ggauugugaa ggccgucucu agcuguagcg agaagaaggg cauuuacgcc 900
ugccugcuga gagaggacca aggcugguau ugucagaacg ccggcagcac cguguacuac 960
ccuaacgaga aggacugcga gacaagaggc gaccacgugu ucugugauac cggcgugga 1020
aucaaugugg ccgagcagag caaagagugc aacaucaca ucagcaccac caacuauccc 1080
ugcaaggugu ccaccggcag gcaccuauu ucuauuggug cucugucucc ucugggagcc 1140
cuggguggcu guuauaaggg cguguccugu agcaucggca gcaacagagu gggcaucauc 1200
aagcagcuga acaagggcug cagcuacauc accaaccagg acgcccgauc cgugaccauc 1260
gacaacaccg uguaucagcu gagcaaggug gaaggcgaac agcacgugau caagggcaga 1320
ccugugucca gcagcuuccc accuaucaag uucccugagg aucaguucca gguggcccug 1380
gaccaggugu ucgagaacau cgagaauucc caggcucugg uggaccaguc caacagaauc 1440
cugucuagcg ccgagaaggg aaacacoggc uucaucaucg ugaucauccu gaucgocgug 1500
cugggcagcu ccaugauccu gguguccauc uucaucauuu ucaagaagac caagaagccc 1560
accggcguc cuccagaacu gagcggagug accaacaauug gcuucauccc ucacaac 1617

```

```

<210> SEQ ID NO 145
<211> LENGTH: 1617
<212> TYPE: RNA
<213> ORGANISM: Artificial Sequence
<220> FEATURE:
<223> OTHER INFORMATION: Synthetic Polynucleotide

```

-continued

<400> SEQUENCE: 145

```

augagcugga agguggucau caucuucage cugcugauca caccucagca cggccugaaa    60
gagagcuacc uggaagaguc cugcagcacc aucacagagg gcuaccuguc ugugcugaga    120
accggcuggu acaccaacgu guucacacug gaagugggag acgucgagaa ucugacaugc    180
ucugauggcc cuagccgau caagaccgag cuggaucuga ccaagagcgc ccugagagaa    240
cucaagaccg ugucugccga ucagcuggcc agagaggaac agaucgagaa uccuggcagc    300
ggcagcuuug ugcugggagc cauugcucu ggaguggcug cugcugcagc uguuacagca    360
ggcguggcca ugcuaagac caucagacug gaaagcgaag ugaccgccau caacaacgcc    420
cugaagaaga caaacgaggc cugcagcaca cucggcaaug gcguuagagu gcuggccaca    480
gccgucgcgc agcugaagga cuucgugucc aagaaccuga cacgggccau uaacaagaac    540
aagugcgaca ugcagcaccu gaagauggcc guguccuuu gccaguuaa ccggcgguuu    600
cugaacgucg ugcggcaguu uagcgacaac gccggaauca caccagccau cagccuggac    660
cugaugacag augcugagcu ggcuagagcc gugccuaaca ugccuacauc ugccggccag    720
aucaagcuga ugcucgagaa uagagccaug guccgacgga aaggcuucgg cauucugauu    780
ggcguguaag gcagcagcgu gaucuauaug gucgagcugc cuaucuucgg cgugaucgac    840
acaccucgcu ggauugugaa ggccgucucu agcuguagcg agaagaaggg cauuuacgcc    900
ugccugcuga gagaggacca aggcugguau ugucagaacg ccggcagcac cguguacuac    960
ccuaacgaga aggacugcga gacaagaggc gaccacgugu ucugugauac cgcgcugga    1020
aucaaugugg ccgagcagag caaagagugc aacaucaaca ucagcaccac caacuauccc    1080
ugcaaggugu ccaaccgagc gcaccuauu ucuauggugg cucugucucc ucugggagcc    1140
cugggugcuu guuauaaggc cguguccugu agcaucggca gcaacagagu gggcaucauc    1200
aagcagcuga acaaggcgug cagcuacauc accaaccagg acgccgauac cgugaccauc    1260
gacaacaccg uguaucagcu gagcaaggug gaaggcgaac agcacgugau caagggcaga    1320
ccugugucca gcagcuucga cccuaucaag ucccugaga accaguucca gguggccucg    1380
gaccaggugu ucgagaacau cgagaauucc caggcucugg uggaccaguc caacagaauc    1440
cugucuagcg ccgagaaggg aaacaccggc uucaucaucg ugaucauccu gaucgccgug    1500
cugggcagcu ccaugauccu gguguccauc uucaucauuu ucaagaagac caagaagccc    1560
accggcguc cuccagaacu gagcggagug accaacaauug gcuucaucc ucacaac    1617

```

<210> SEQ ID NO 146

<211> LENGTH: 1617

<212> TYPE: RNA

<213> ORGANISM: Artificial Sequence

<220> FEATURE:

<223> OTHER INFORMATION: Synthetic Polynucleotide

<400> SEQUENCE: 146

```

augagcugga agguggucau caucuucage cugcugauca caccucagca cggccugaaa    60
gagagcuacc uggaagaguc cugcagcacc aucacagagg gcuaccuguc ugugcugaga    120
accggcuggu acaccaacgu guucacacug gaagugggag acgucgagaa ucugacaugc    180
ucugauggcc cuagccgau caagaccgag cuggaucuga ccaagagcgc ccugagagaa    240
cucaagaccg ugucugccga ucagcuggcc agagaggaac agaucgagaa uccuggcagc    300
ggcagcuuug ugcugggagc cauugcucu ggaguggcug cugcugcagc uguuacagca    360
ggcguggcca ugcuaagac caucagacug gaaagcgaag ugaccgccau caacaacgcc    420

```

-continued

cugaagaaga	caaacgaggc	cgucagcaca	cucggcaaug	gcguaagagu	gcuggccaca	480
gccgugcgcg	agcugaagga	cuucgugucc	aagaaccuga	cacgggccau	uaacaagaac	540
aagugcgaca	ucgacgaccu	gaagauggcc	guguccuuua	gccaguuaa	ccggcgguu	600
cugaacgucg	ugcggcaguu	uagcgacaac	gccggaauca	caccagccau	cagccuggac	660
cugaugacag	augcugagcu	ggcuagagcc	gugccuaaca	ugccuacauc	ugccggccag	720
aucaagcuga	ugcucgagaa	uagagccaug	guccgacgga	aaggcuucgg	cauucugauu	780
ggcguguaacg	gcagcagcgu	gaucuauaug	gugcagcugc	cuaucuucgg	cgugaucgac	840
acaccucgcu	ggauugugaa	ggccgcuccu	agcuguagcg	agaagaaggg	cauuuacgcc	900
ugccugcuga	gagaggacca	aggcugguau	ugucagaacg	ccggcagcac	cguguacuac	960
ccuaacgaga	aggacugcga	gacaagaggc	gaccacgugu	ucugugauac	cgccgcugga	1020
aucaaugugg	ccgagcagag	caaagagugc	aacaucaaca	ucagcaccac	caacuauccc	1080
ugcaaggugu	ccaccggcag	gcaccuauu	ucuauggugg	cucugucucc	ucugggagcc	1140
cugguggcuu	guuauaaggg	cguguccugu	agcaucggca	gcaacagagu	gggcaucauc	1200
aagcagcuga	acaagggcug	cagcuacauc	accaaccagg	acgccgauac	cgugaccauc	1260
gacaacaccg	uguauacgcu	gagcaaggug	gaaggcgaac	agcacgugau	caagggcaga	1320
ccugugucca	gcagcuucga	cccuaucaag	uucccucagg	aucaguucca	gguggcccug	1380
gaccaggugu	ucgagaacau	cgagaauucc	caggcucugg	uggaccaguc	caacagaauc	1440
cugucuagcg	ccgagaaggg	aaacaccggc	uucaucaucg	ugaucauucc	gaucgcccug	1500
cugggcagcu	ccaugauucc	gguguccauc	uucaucauuu	ucaagaagac	caagaagccc	1560
accggcguc	cuccagaacu	gagcggagug	accaacaau	gcuucauucc	ucacaac	1617

<210> SEQ ID NO 147

<211> LENGTH: 1617

<212> TYPE: RNA

<213> ORGANISM: Artificial Sequence

<220> FEATURE:

<223> OTHER INFORMATION: Synthetic Polynucleotide

<400> SEQUENCE: 147

augagcugga	aggugguacau	caucuucagc	cugcugauca	caccucagca	cggccugaaa	60
gagagcuacc	uggaagaguc	cugcagcacc	aucacagagg	gcuaccuguc	ugugcugaga	120
accggcuggu	acaccaacgu	guucacacug	gaaguggggc	acgucgagaa	ucugacaugc	180
ucugauggcc	cuagccugau	caagaccgag	cuggaucuga	ccaagagcgc	ccugagagaa	240
cucaagaccg	ugucugccga	ucagcuggcc	agagagggaac	agaucgagaa	uccuggcagc	300
ggcagcuuug	ugcugggagc	cauugcucu	ggaguggcug	cugcugcagc	uguuacagca	360
ggcguggcca	ucgcuaagac	caucagacug	gaaagcgaag	ugaccgccau	caacaacgcc	420
cugaagaaga	caaacgaggc	cgucagcaca	cucggcaaug	gcguaagagu	gcuggccaca	480
gccgugcgcg	agcugaagga	cuucgugucc	aagaaccuga	cacgggccau	uaacaagaac	540
aagugcgaca	ucgacgaccu	gaagauggcc	guguccuuua	gccaguggaa	ccggcgguu	600
cugaacgucg	ugcggcaguu	uagcgacaac	gccggaauca	caccagccau	cagccuggac	660
cugaugacag	augcugagcu	ggcuagagcc	gugccuaaca	ugccuacauc	ugccggccag	720
aucaagcuga	ugcucgagaa	uagagccaug	guccgacgga	aaggcuucgg	cauucugauu	780
ggcguguaacg	gcagcagcgu	gaucuauaug	gugcagcugc	cuaucuucgg	cgugaucgac	840

-continued

acaccucgcu ggauugugaa ggccgcuccu agcuguagcg agaagaaggg cauuuacgcc	900
ugccugcuga gagaggacca aggcugguau ugucagaacg ccggcagcac cguguacuac	960
ccuaacgaga aggacugcga gacaagaggc gaccacgugu ucugugauac cgcgcugga	1020
aucaaugugg ccgagcagag caaagagugc aacaucaca ucagcaccac caacuauccc	1080
ugcaaggugu ccaccggcag gcaccuauu ucuauggugg cucugucucc ucuggggagcc	1140
cuggggcuu guuauaaggg cguguccugu agcaucggca gcaacagagu gggcaucauc	1200
aagcagcuga acaagggcug cagcuacauc accaaccagg acgcccgauac cgugaccauc	1260
gacaacaccg uguauacgcu gagcaaggug gaaggcgaac agcacgugau caagggcaga	1320
ccugugucca gcagcuucga ccuaucaag uucccugagg aucaguucca gguggcccug	1380
gaccaggugu ucgagaacau cgagaauucc caggcucugg uggaccaguc caacagaauc	1440
cugucuagcg ccgagaaggg aaacaccggc uucaucaucg ugaucauccu gaucgccgug	1500
cugggcagcu ccaugauccu gguguccauc uucaucauuu ucaagaagac caagaagccc	1560
accggcgcuc cuccagaacu gagcggagug accaacaauug gcuucauccc ucacaac	1617

What is claimed is:

1. A composition, comprising: a messenger ribonucleic acid (mRNA) comprising an open reading frame encoding a betacoronavirus (BetaCoV) S protein or S protein subunit formulated in a lipid nanoparticle.

2. The composition of claim 1, wherein the open reading frame encodes a BetaCoV S protein.

3. The composition of claim 1, wherein the open reading frame encodes an S protein subunit selected from an S1 subunit and an S2 subunit.

4. The composition of claim 1, wherein the mRNA further comprising a 5' untranslated region (UTR) and a 3' UTR.

5. The composition of claim 4, wherein the mRNA further comprises a poly(A) tail.

6. The composition of claim 4, wherein the mRNA further comprises a 5' cap analog.

7. The composition of claim 6, wherein the 5' cap analog is 7mG(5')ppp(5')NlmpNp.

8. The composition of claim 1, wherein the mRNA comprises a chemical modification.

9. The composition of claim 8, wherein the chemical modification is a 1-methylpseudouridine modification or a 1-ethylpseudouridine modification.

10. The composition of claim 8, wherein at least 80% of the uracil in the open reading frame has a chemical modification.

11. The composition of claim 1, wherein the lipid nanoparticle comprises an ionizable cationic lipid, a neutral lipid, a sterol, and a PEG-modified lipid.

12. The composition of claim 11, wherein the lipid nanoparticle comprises 20-60% ionizable cationic lipid, 5-25% neutral lipid, 25-55% cholesterol, and 0.5-15% PEG-modified lipid.

13. The composition of claim 12, wherein the lipid nanoparticle comprises 50% ionizable cationic lipid, 10% neutral lipid, 38.5% sterol, and 1.5% PEG-modified lipid.

14. The composition of claim 11, wherein the ionizable cationic lipid is Compound 25.

15. The composition of claim 11, wherein the neutral lipid is 1,2-distearoyl-sn-glycero-3-phosphocholine (DSPC), the sterol is cholesterol, and the PEG-modified lipid is 1,2-dimyristoyl-racalycero-3-methoxypolyethylene glycol-2000 (PEG-DMG) or PEG-cDMA.

25 16. A composition, comprising: a messenger ribonucleic acid (mRNA) comprising a 5' untranslated region (UTR), an open reading frame encoding a betacoronavirus (BetaCoV) S protein or S protein subunit, a 3' UTR, and a poly(A) tail, formulated in a lipid nanoparticle that comprises 20-60% ionizable cationic lipid, 5-25% neutral lipid, 25-55% cholesterol, and 0.5-15% PEG-modified lipid.

17. The composition of claim 16, wherein the open reading frame encodes a BetaCoV S protein.

18. The composition of claim 16, wherein the open reading frame encodes an S protein subunit selected from an S1 subunit and an S2 subunit.

19. The composition of claim 16, wherein the mRNA further comprises 5' cap analog 7mG(5')ppp(5')NlmpNp.

20. The composition of claim 16, wherein at least 80% of the uracil in the open reading frame has a chemical modification.

21. The composition of claim 20, wherein the chemical modification is a 1-methylpseudouridine modification or a 1-ethylpseudouridine modification.

22. The composition of claim 16, wherein the ionizable cationic lipid is Compound 25.

23. The composition of claim 16, wherein the neutral lipid is DSPC, the sterol is cholesterol, and the PEG-modified lipid is PEG-DMG.

24. A composition, comprising: a messenger ribonucleic acid (mRNA) comprising a 5' cap analog, a 5' untranslated region (UTR), an open reading frame encoding a betacoronavirus (BetaCoV) S protein, a 3' UTR, and a poly(A) tail, formulated in a lipid nanoparticle that comprises 20-60% ionizable cationic lipid, 5-25% DSPC, 25-55% cholesterol, and 0.5-15% PEG-DMG, wherein the ionizable cationic lipid has the structure of Compound 25, and wherein at least 80% of the uracil in the open reading frame has a 1-methylpseudouridine modification.

25. The composition of claim 24, wherein the 5' cap analog is 7mG(5')ppp(5')NlmpNp.

26. A lipid nanoparticle, comprising: a messenger ribonucleic acid (mRNA) comprising an open reading frame encoding a betacoronavirus (BetaCoV) S protein or S protein subunit; wherein the lipid nanoparticle comprises

739

740

20-60% ionizable cationic lipid, 5-25% neutral lipid,
25-55% cholesterol, and 0.5-15% PEG-modified lipid.

* * * * *